

Monthly Report (July 2017)

In July the total and average daily traded volume was 92 719 MWh and 4 415,2 MWh respectively. The number of admitted members was 26 in the examined month.

Founder Members

- BC-Energiakereskedő Kft.
- Ezpada s.r.o.
- Holding Slovenske Elektrarne d.o.o.
- Magyar Áramszolgáltató Kft.
- Mátrai Erőmű Zrt.
- MAVIR ZRt.
- MVM Partner Zrt.

- Alpiq Energy SE
- CEZ, a.s.
- Citigroup Global Markets Limited
- EDF Trading Limited
- Edison Trading S.p.A.
- EDS International SK
- Enel Trade S.p.A.
- Freepoint Commodities Europe LLP
- Gazprom Marketing & Trading Limited
- GDF SUEZ Trading SAS

Admitted Members

- GEN-I d.o.o.
- HEP d.d.
- LE Trading a.s.
- MET Austria Energy Trade GmbH
- RWE Supply & Trading GmbH
- Sinergy Energiakereskedő Kft.
- TEI-ENERGY S.p.A
- Trailstone GmbH.
- Vitol Gas & Power B.V.

Partners

- Tradition Financial Services Ltd. (broker)

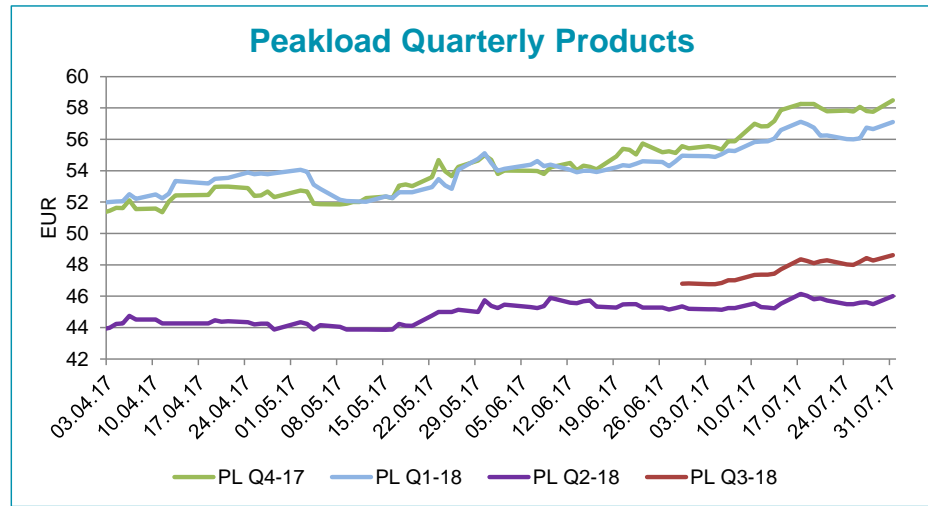
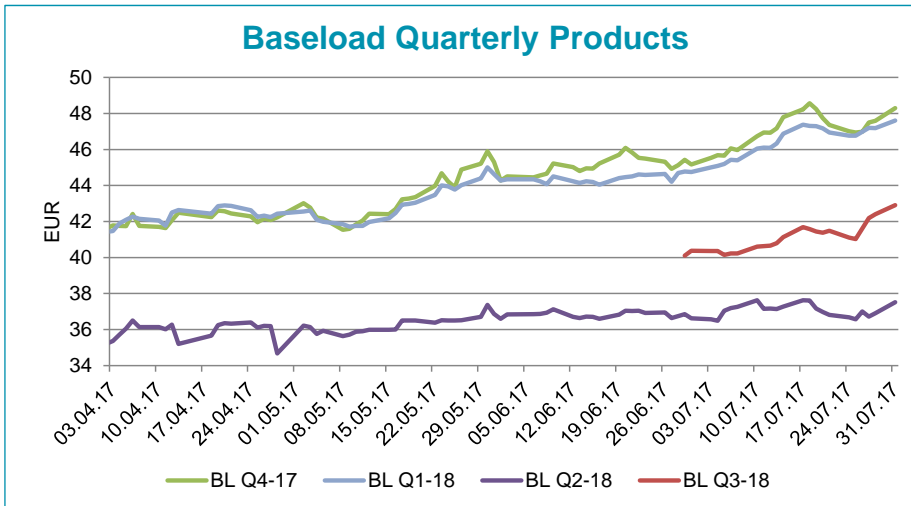
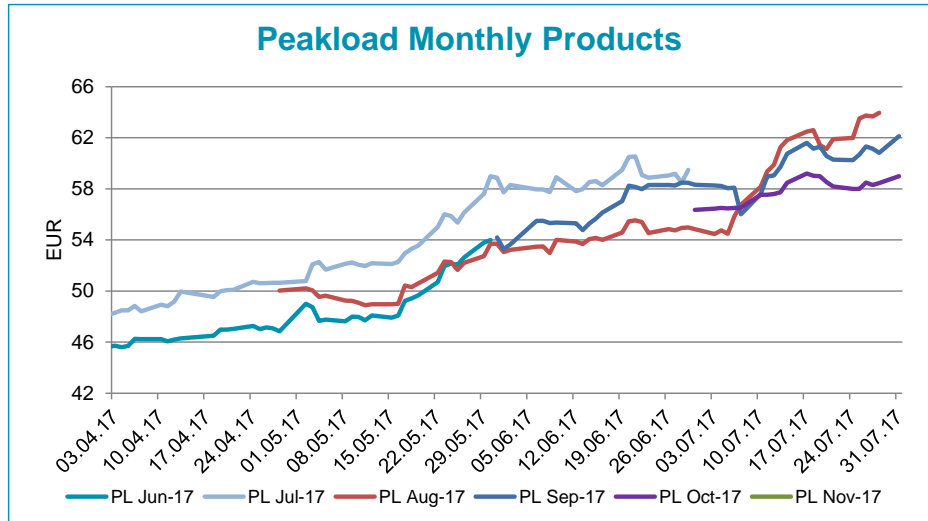
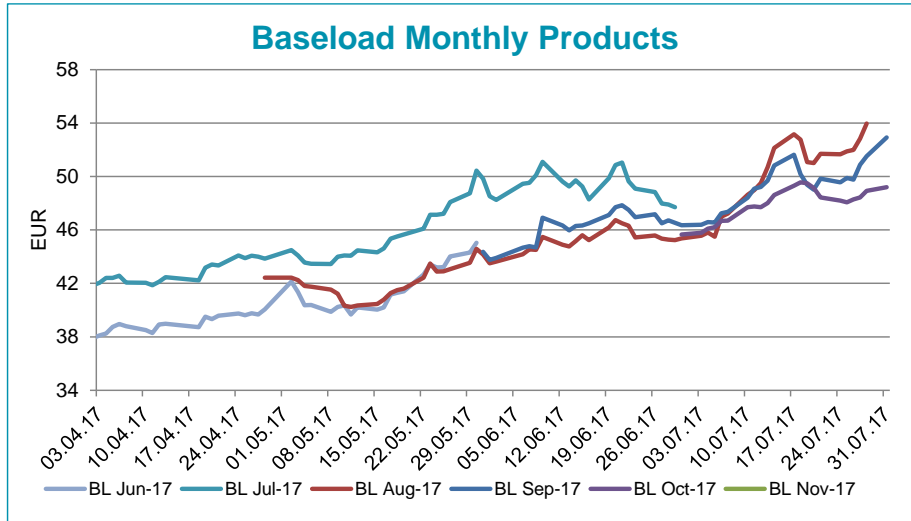
Instruments	BASE_avg	Low	High	PEAK_avg	Low	High
WK-27	48,70	47,98	50,35			
WK-28	51,49	49,00	54,44			
WK-29	53,74	49,32	58,72			
WK-30	53,32	48,00	58,35			
WK-31	52,80	46,99	59,89			
WK-32	52,74	52,13	54,49			
WK-33	52,87	52,25	53,97			
WK-34	54,09	54,00	54,17			
Aug-17	50,15	45,50	53,96	60,16	54,47	63,95
Sep-17	49,33	46,39	52,92	59,81	56,01	62,12
Oct-17	48,01	45,78	49,56	57,88	56,46	59,21
Q4-17	47,09	45,53	48,57	57,24	55,35	58,49
Q1-18	46,48	45,01	47,61	56,07	54,88	57,12
Q2-18	37,07	36,49	37,63	45,53	45,13	46,14
Q3-18	41,14	40,15	42,91	47,74	46,77	48,62
YR-18	41,65	40,71	42,50	49,83	48,43	51,00
YR-19	39,80	38,78	40,56	48,52	47,14	49,69
YR-20	39,54	38,47	40,29	48,29	46,93	49,37
Final Settlement Price of Expired Products						
Instruments	BASE		PEAK			
Wk28-17	50,35		-			
Wk29-17	54,34		-			
Wk30-17	52,99		-			
Wk31-17	58,35		-			
Aug-17	53,96		63,95			

For information purposes only

HUPX Market Operations

Trading Period: 07/2017

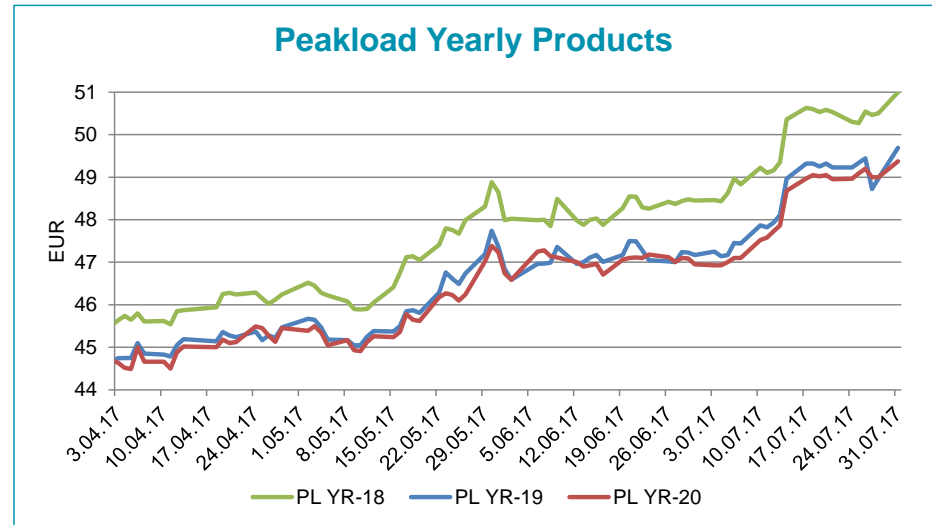
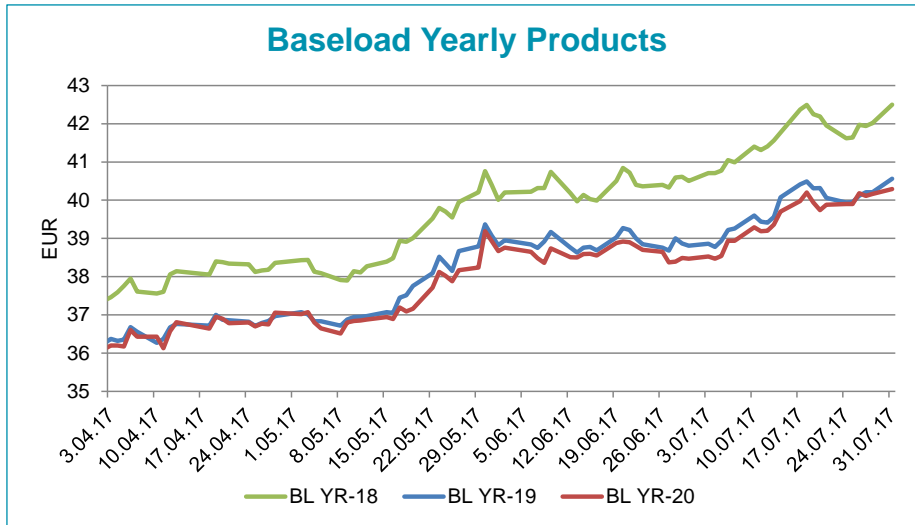
Settlement Prices



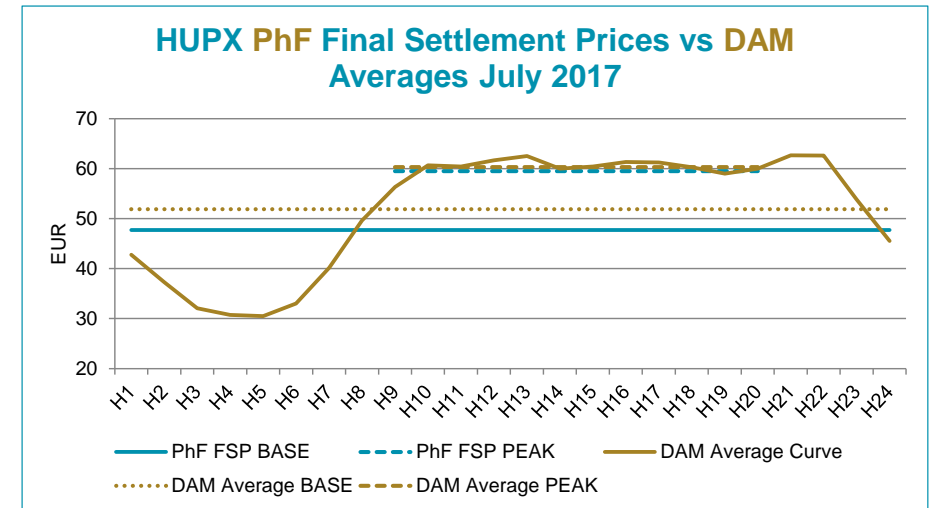
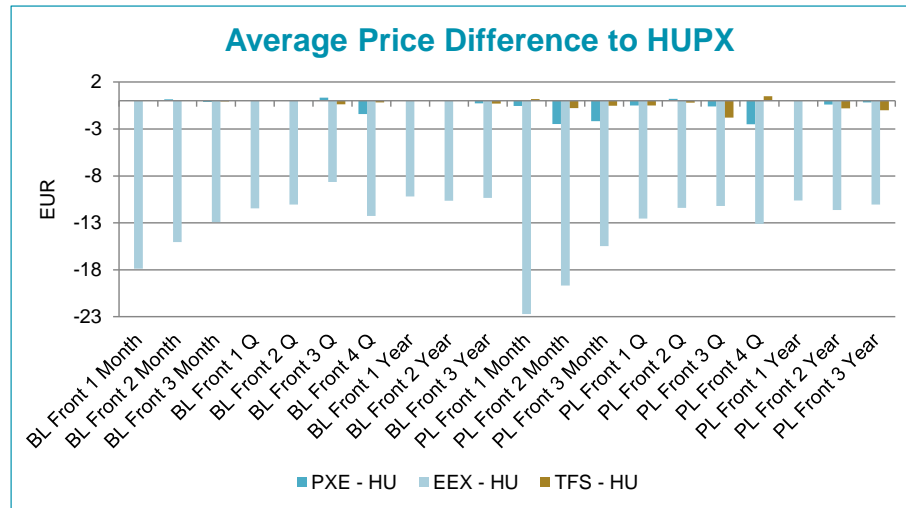
For information purposes only

HUPX Market Operations

Trading Period: 07/2017



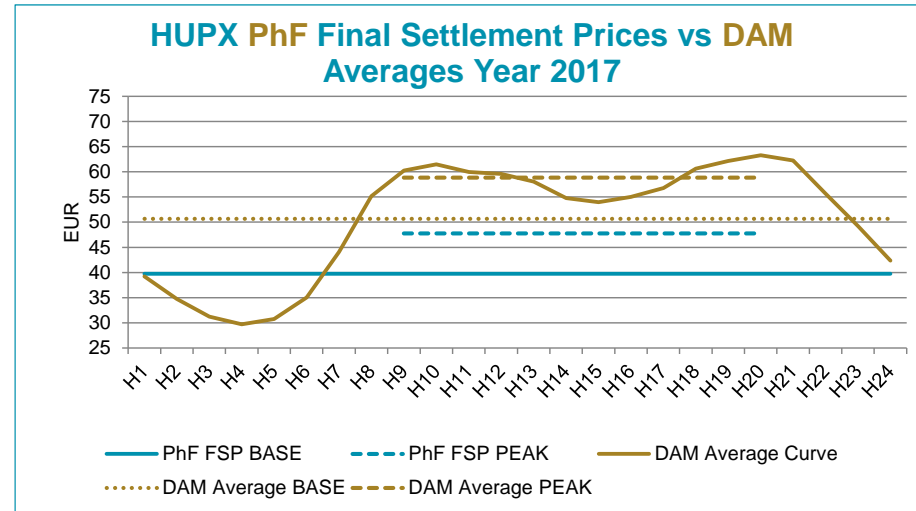
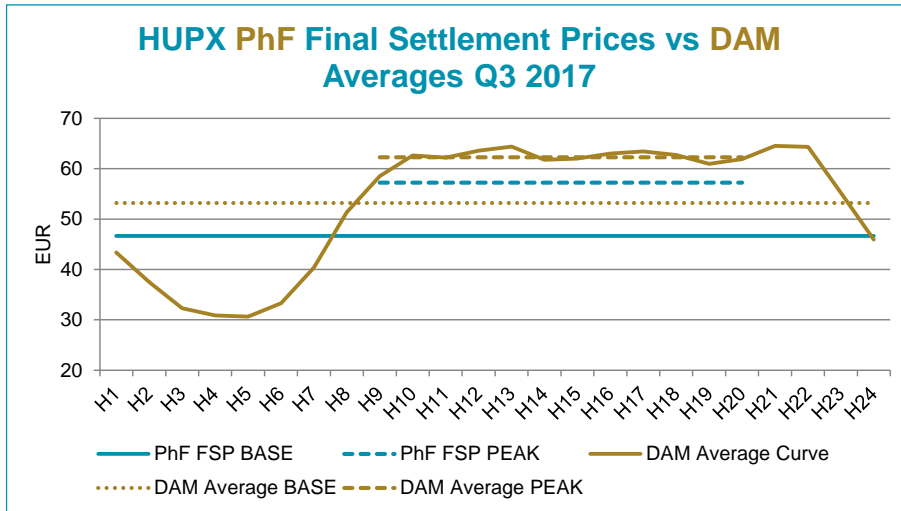
Average Price Difference and Final Settlement Prices



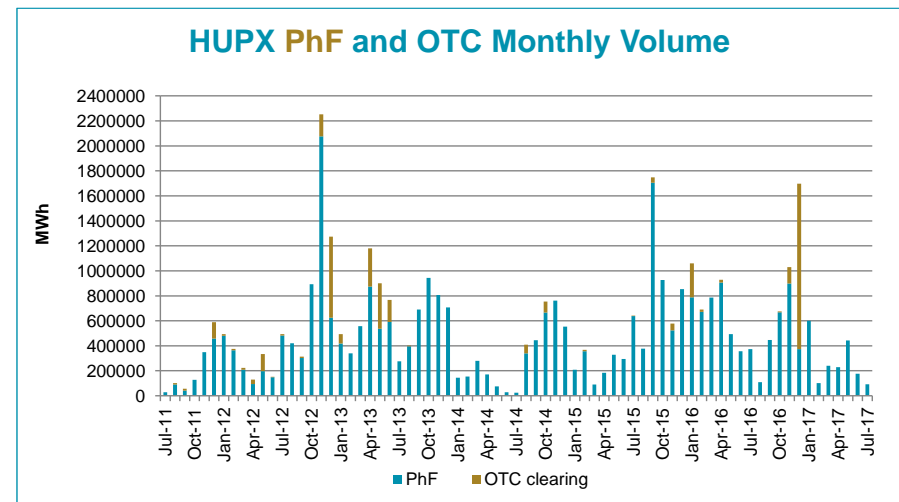
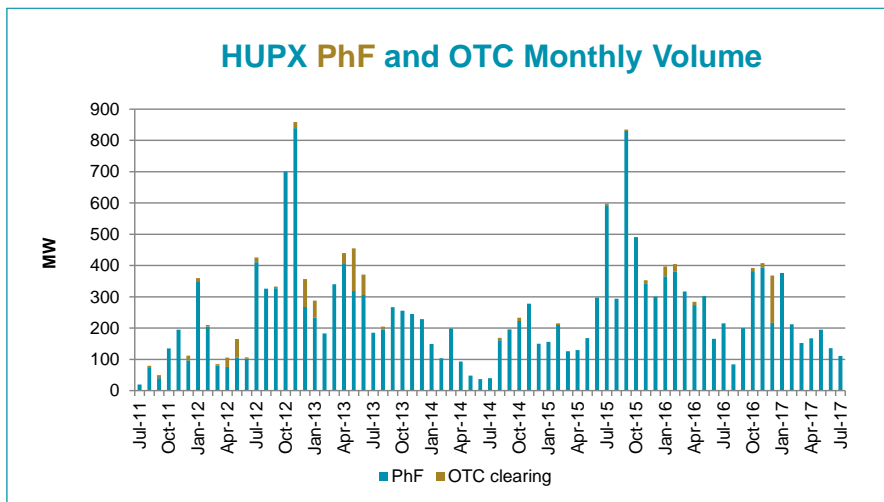
For information purposes only

HUPX Market Operations

Trading Period: 07/2017



Monthly and cumulated volumes since launch



For information purposes only

HUPX Market Operations

Trading Period: 07/2017

Traded Products in July

