

Monthly Report (January 2021)

In January the total and average daily traded volume was 49 919 MWh and 2 496 MWh respectively. The number of admitted members was 23 in the examined month.



Admitted Members

- | | | |
|---------------------------|--------------------------------------|-------------------------------------|
| →Alpiq Energy SE | →Freepoint Commodities Europe LLP | →MET Austria Energy Trade GmbH |
| →BC-Energiakereskedő Kft. | →GEN-I d.o.o. | →MOL Magyar Olaj- és Gázipari Nyrt. |
| →CEZ, a.s. | →HEP d.d. | →MVM Partner Zrt. |
| →Danske Commodities A/S | →Holding Slovenske Elektrarne d.o.o. | →OMV Marketing and Trading GmbH |
| →EDF Trading Limited | →LE Trading a.s. | →RWE Supply & Trading GmbH |
| →EDS International SK | →Magyar Áramszolgáltató Kft. | →Sinergy Energiakereskedő Kft. |
| →Enel Trade S.p.A. | →Mátrai Erőmű Zrt. | →Uniper Global Commodities SE |
| →EP Commodities a.s. | →MAVIR ZRt. | |

Partners

- Tradition Financial Services Ltd. (broker)
- 42 Financial Services, a.s. (broker)
- ARRACO Global Markets Ltd. (broker)
- Griffin Markets Limited (broker)

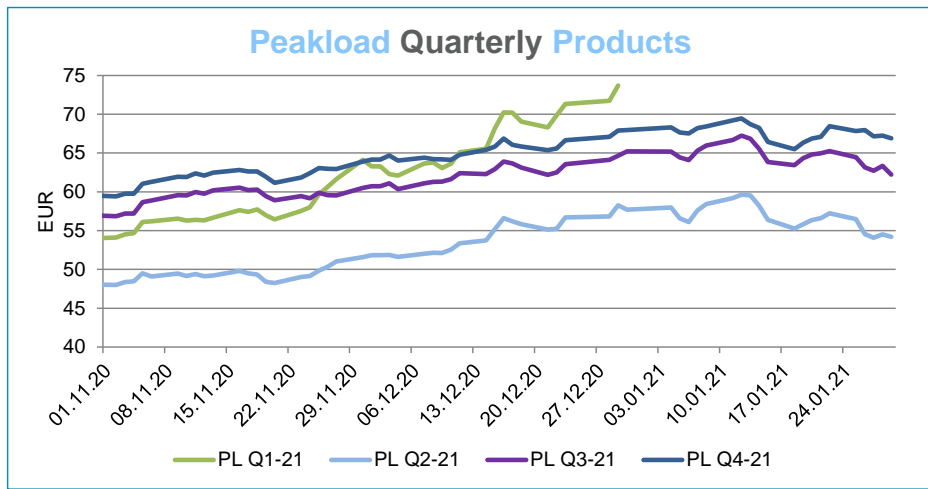
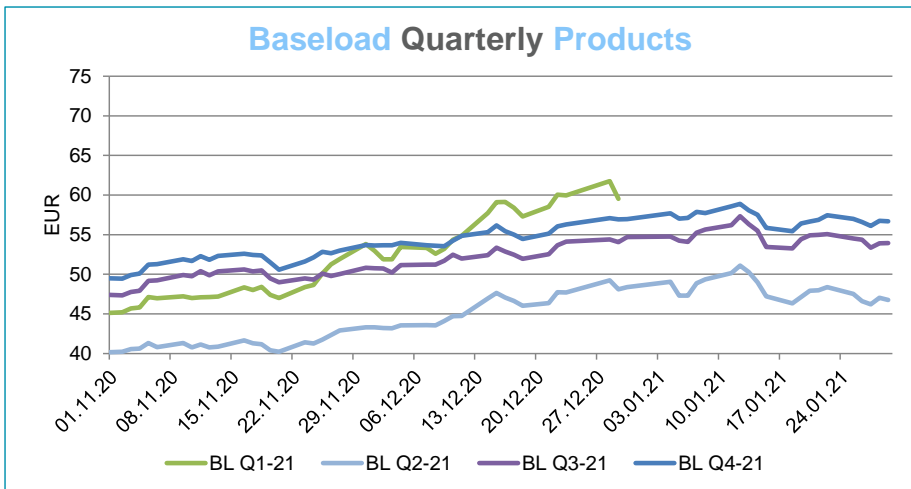
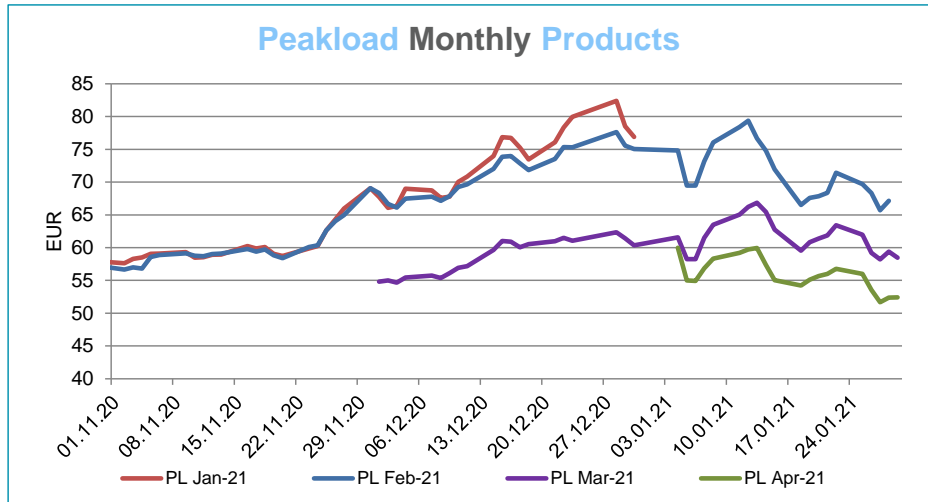
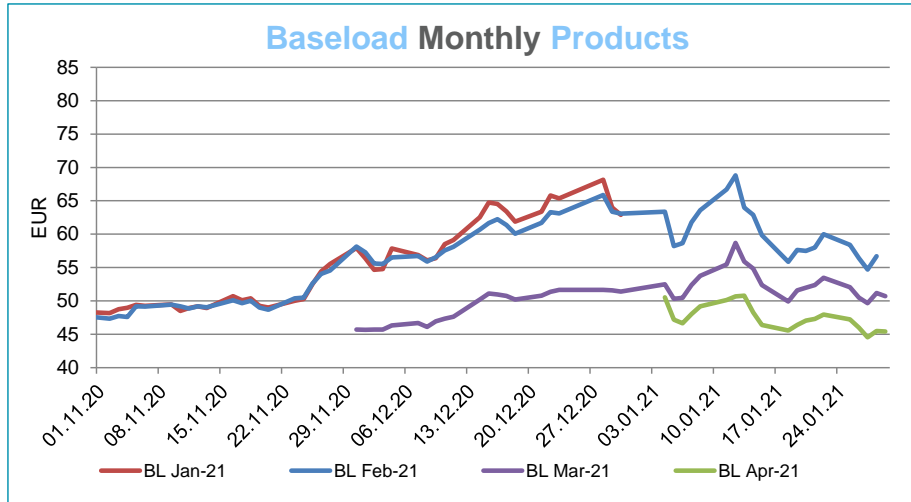
Instruments	BASE_avg	Low	High	PEAK_avg	Low	High
WK-02	57,50	55,73	60,54			
WK-03	62,32	56,12	68,00			
WK-04	59,18	51,09	69,41			
WK-05	58,96	51,20	69,10			
WK-06	60,79	56,32	69,10			
WK-07	58,15	56,23	59,50			
WK-08	58,04	57,21	58,78			
WK-09	55,98	55,98	55,98			
Feb-21	60,16	54,72	68,81	71,41	65,71	79,38
Mar-21	52,51	49,67	58,69	61,68	58,20	66,84
Apr-21	47,54	44,57	50,77	56,01	51,66	59,99
Q2-21	48,07	46,22	51,08	56,74	54,08	59,64
Q3-21	54,78	53,25	57,34	64,69	62,21	67,24
Q4-21	57,11	55,43	58,89	67,67	65,48	69,44
Q1-22	58,02	56,79	59,96	68,66	66,83	71,04
YR-22	55,46	53,85	56,89	65,69	64,14	66,99
YR-23	54,52	52,94	56,71	64,81	62,84	67,35
YR-24	54,28	52,52	56,57	64,55	62,09	67,35
Final Settlement Price of Expired Products						
Instruments	BASE			PEAK		
Wk53-20	42,70			-		
Wk01-21	56,78			-		
Wk02-21	62,02			-		
Wk03-21	58,47			-		
Jan-21	56,40			71,09		

For information purposes only

HUDEX Market Operations

Trading Period: 01/2021

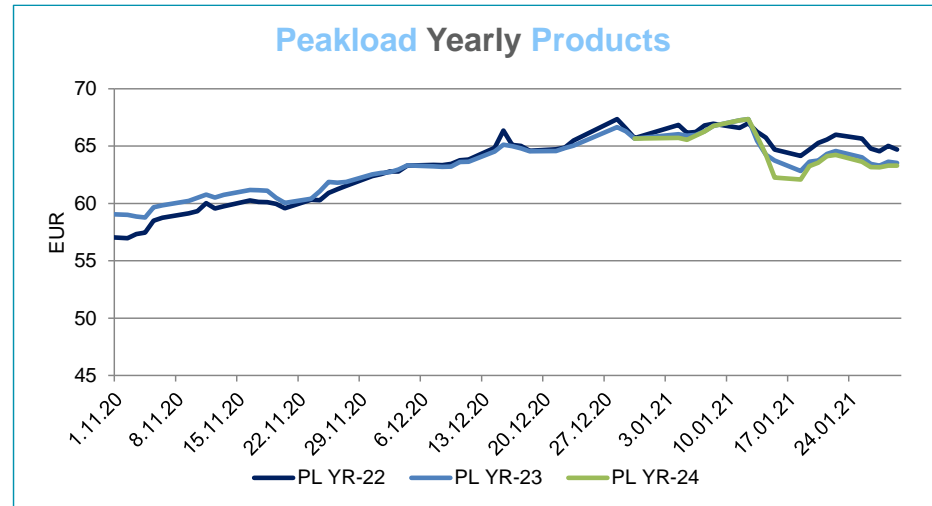
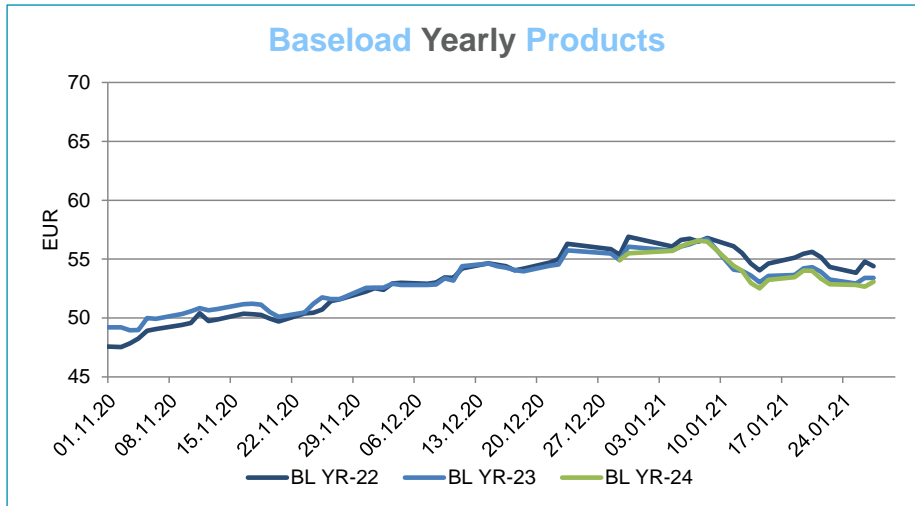
Settlement Prices



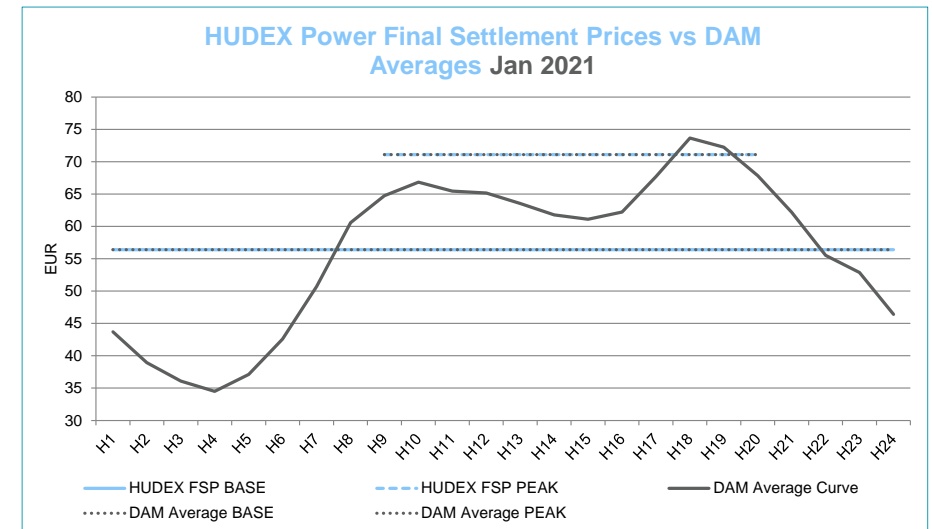
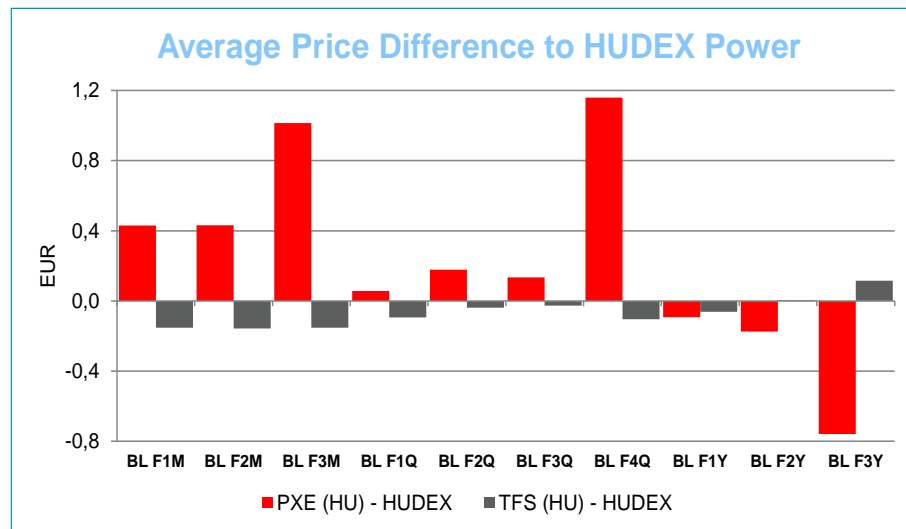
For information purposes only

HUDEX Market Operations

Trading Period: 01/2021



Average Price Difference and Final Settlement Prices

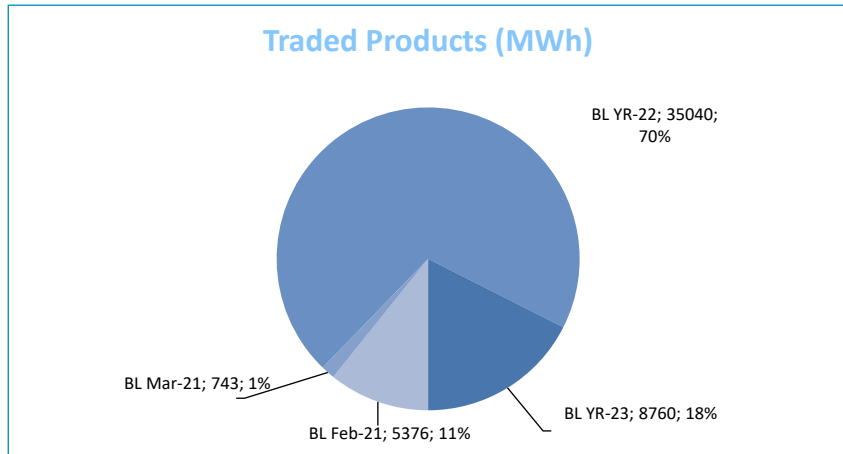
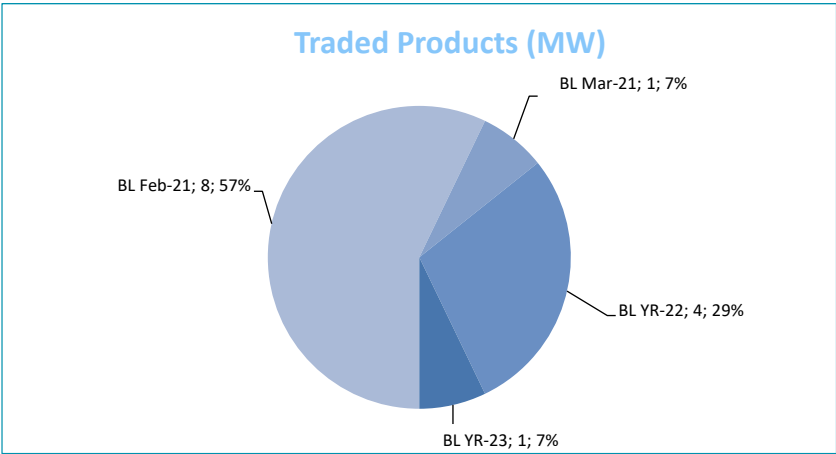
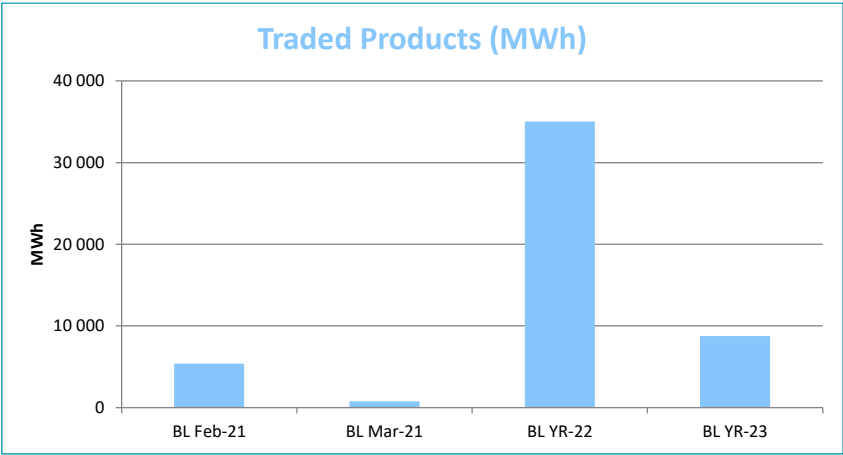
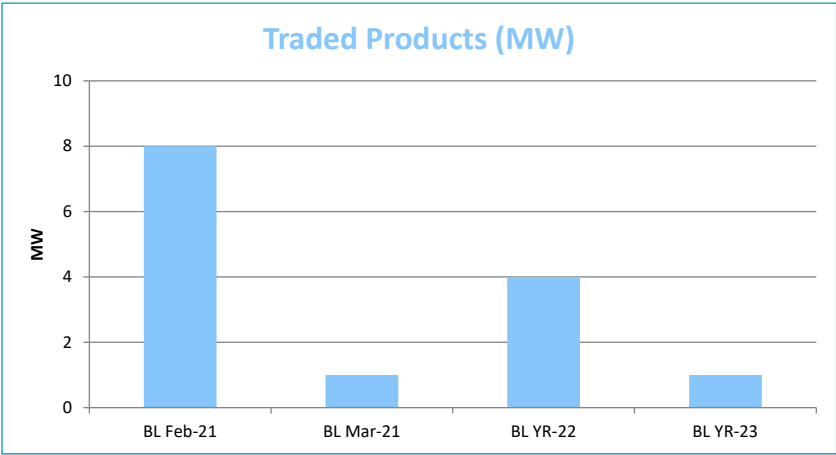


For information purposes only

HUDEX Market Operations

Trading Period: 01/2021

Traded Products in January



Monthly volumes

