

Monthly Report (April 2021)

In April the total and average daily traded volume was 353 520 MWh and 17 676 MWh respectively. The volume of the registered OTC deals was 163 416 MWh. The number of admitted members was 23 in the examined month.



Admitted Members

- | | | |
|---------------------------|--------------------------------------|-------------------------------------|
| →Alpiq Energy SE | →Freepoint Commodities Europe LLP | →MET Austria Energy Trade GmbH |
| →BC-Energiakereskedő Kft. | →GEN-I d.o.o. | →MOL Magyar Olaj- és Gázipari Nyrt. |
| →CEZ, a.s. | →HEP d.d. | →MVM Partner Zrt. |
| →Danske Commodities A/S | →Holding Slovenske Elektrarne d.o.o. | →OMV Marketing and Trading GmbH |
| →EDF Trading Limited | →LE Trading a.s. | →RWE Supply & Trading GmbH |
| →EDS International SK | →Magyar Áramszolgáltató Kft. | →Sinergy Energiakereskedő Kft. |
| →Enel Trade S.p.A. | →Mátrai Erőmű Zrt. | →Uniper Global Commodities SE |
| →EP Commodities a.s. | →MAVIR ZRt. | |

Partners

- Tradition Financial Services Ltd. (broker)
- 42 Financial Services, a.s. (broker)
- ARRACO Global Markets Ltd. (broker)
- Griffin Markets Limited (broker)

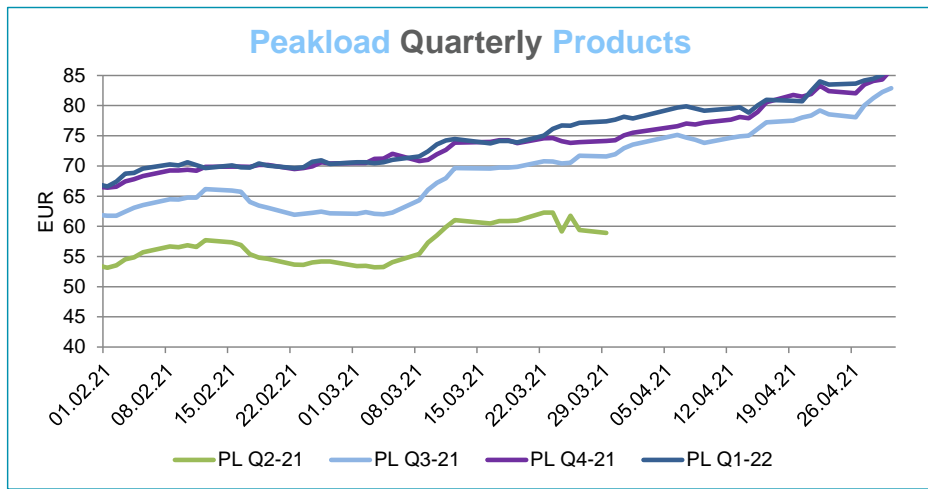
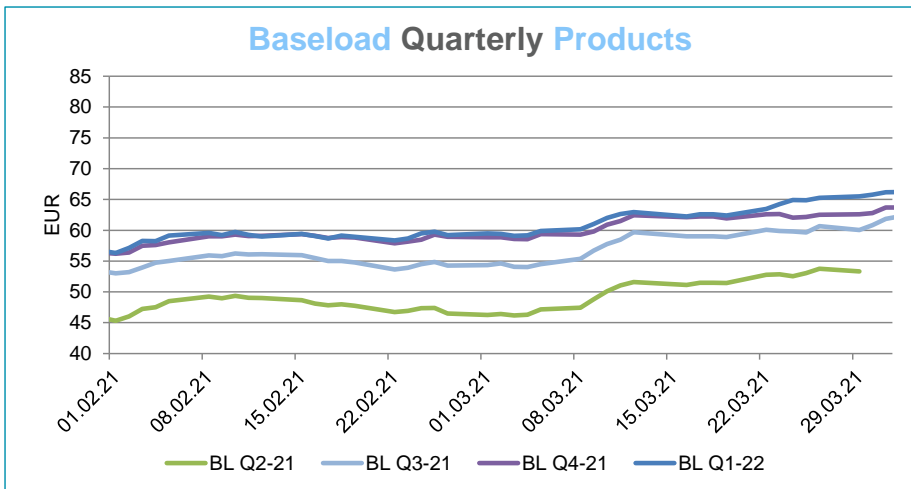
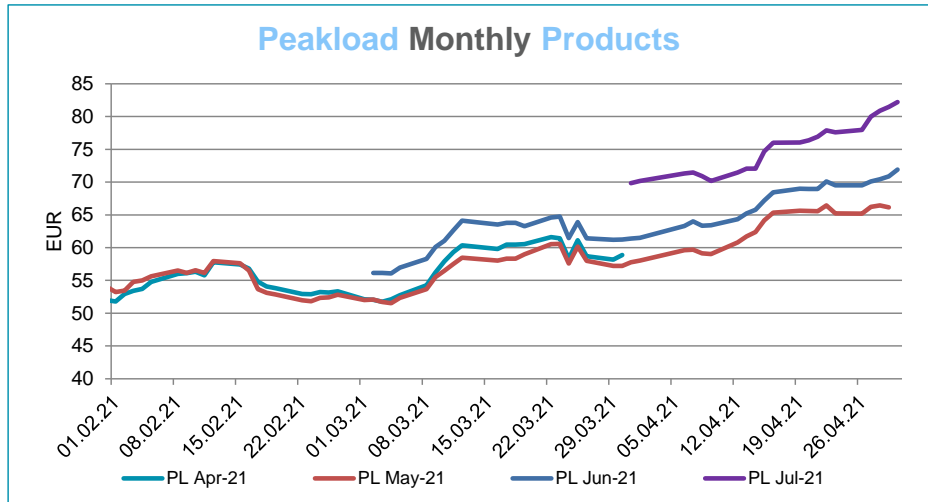
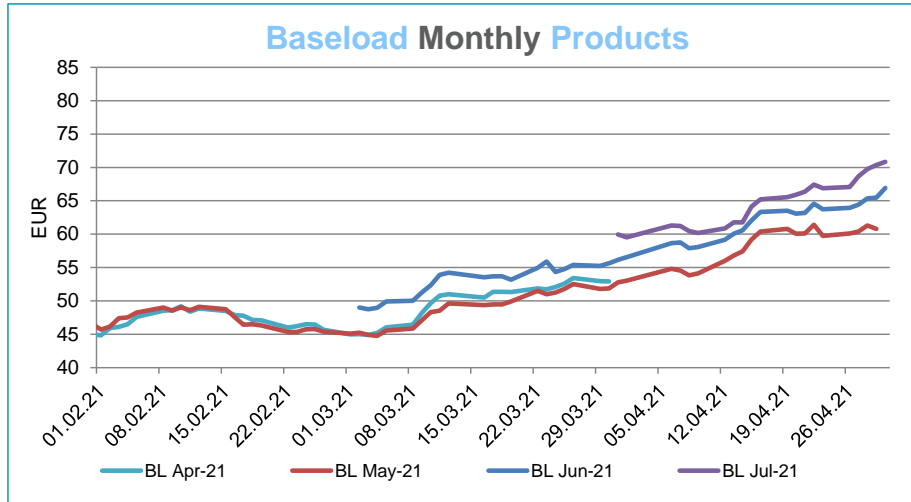
Instruments	BASE_avg	Low	High	PEAK_avg	Low	High
WK-15	51,85	51,85	51,85			
WK-16	57,38	53,00	59,14			
WK-17	59,13	53,81	65,11			
WK-18	59,00	51,88	66,69			
WK-19	58,50	53,18	63,90			
WK-20	58,47	56,46	61,68			
WK-21	62,90	60,74	63,72			
WK-22	64,98	64,98	64,98			
May-21	58,16	53,05	61,41	57,54	51,74	61,60
Jun-21	61,97	56,54	66,91	56,54	51,54	60,56
Jul-21	64,76	59,51	70,85	60,99	56,06	64,73
Q3-21	65,79	62,13	70,56	58,32	53,22	62,27
Q4-21	67,99	63,69	73,10	67,85	61,98	71,71
Q1-22	68,99	66,18	74,00	72,86	70,49	74,62
Q2-22	58,31	56,40	60,35	73,73	70,46	77,40
YR-22	61,68	60,14	63,99	69,06	66,35	70,99
YR-23	59,27	58,41	60,42	68,17	66,05	69,60
YR-24	57,60	56,57	58,56	65,85	63,61	67,22
Final Settlement Price of Expired Products						
Instruments	BASE			PEAK		
Wk13-21	51,47			-		
Wk14-21	55,89			-		
Wk15-21	70,45			-		
Wk16-21	68,24			-		
Apr-21	62,94			68,74		

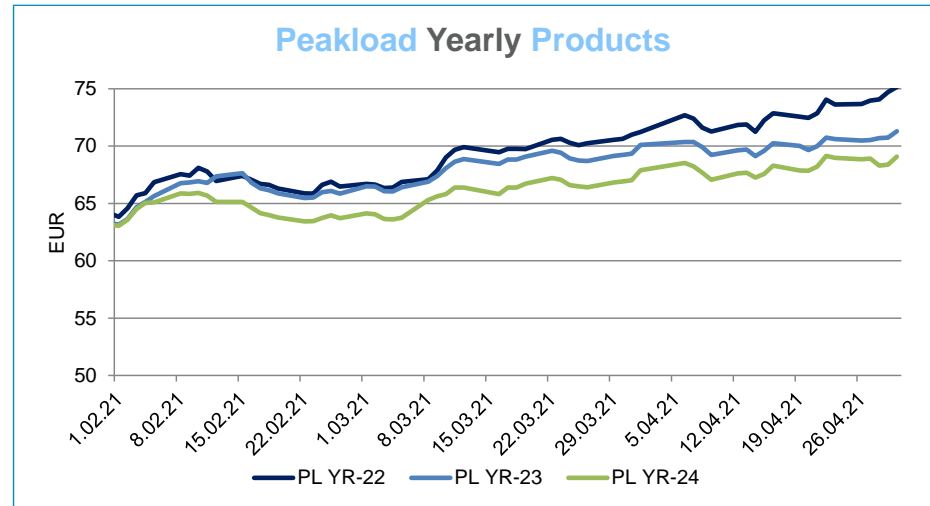
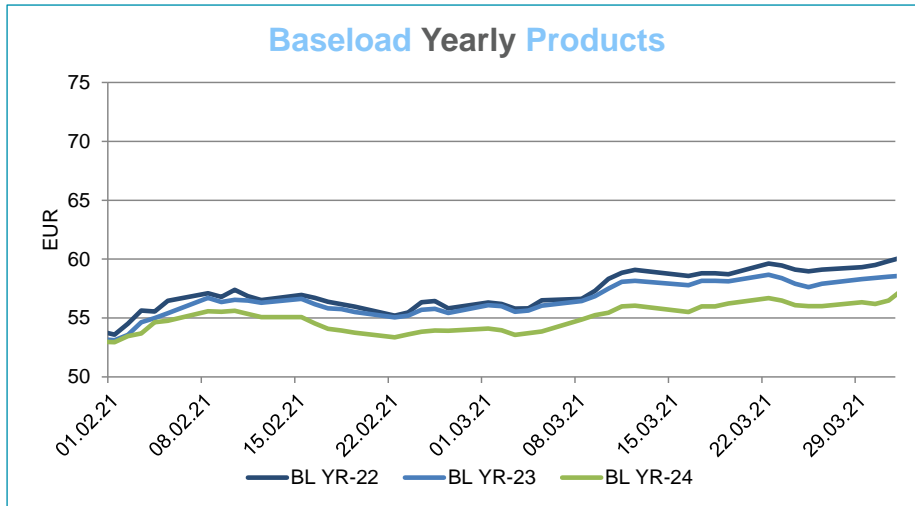
For information purposes only

HUDEX Market Operations

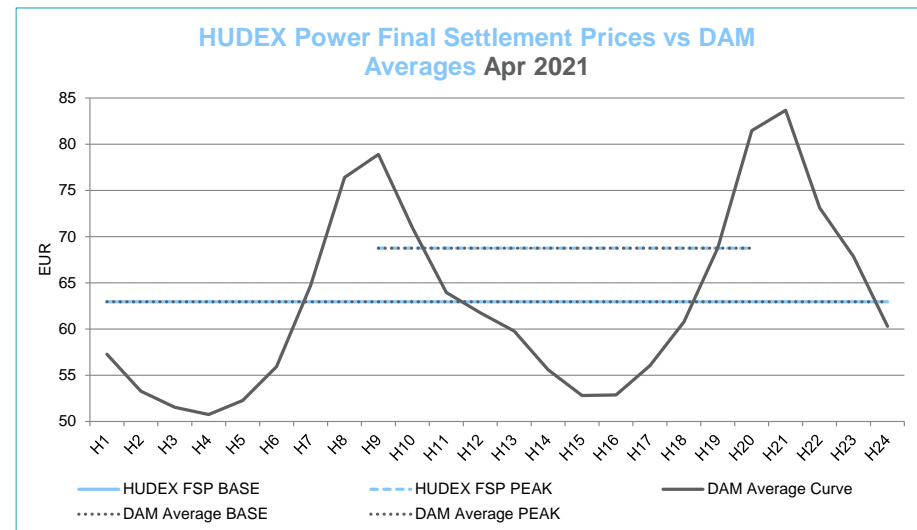
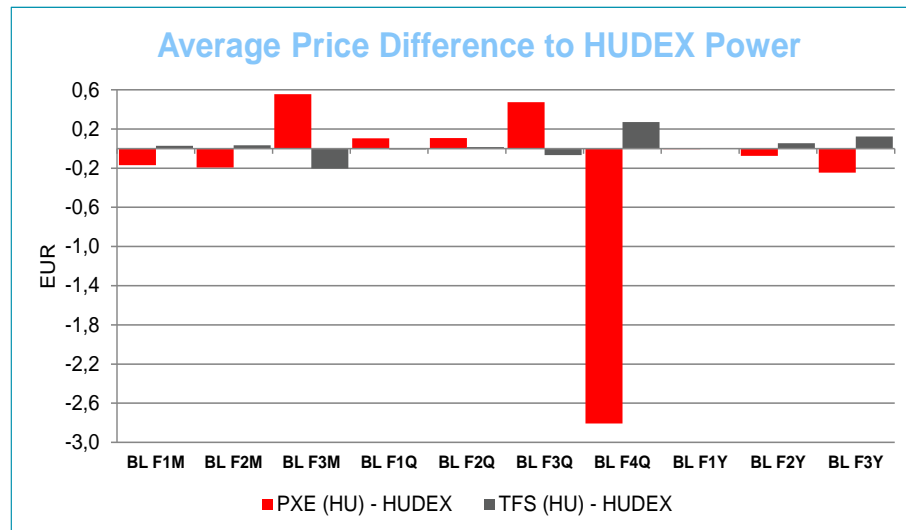
Trading Period: 04/2021

Settlement Prices





Average Price Difference and Final Settlement Prices

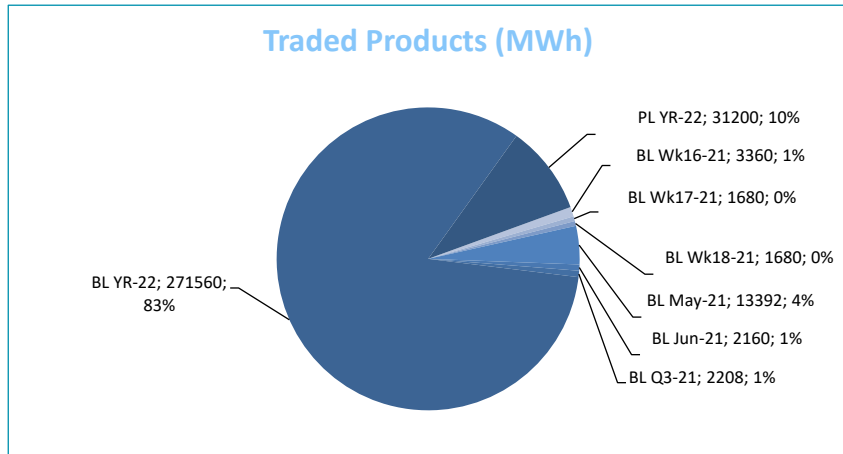
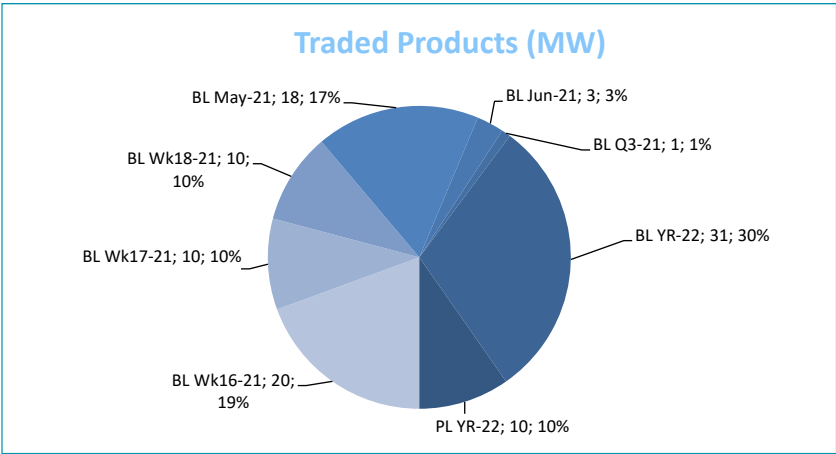
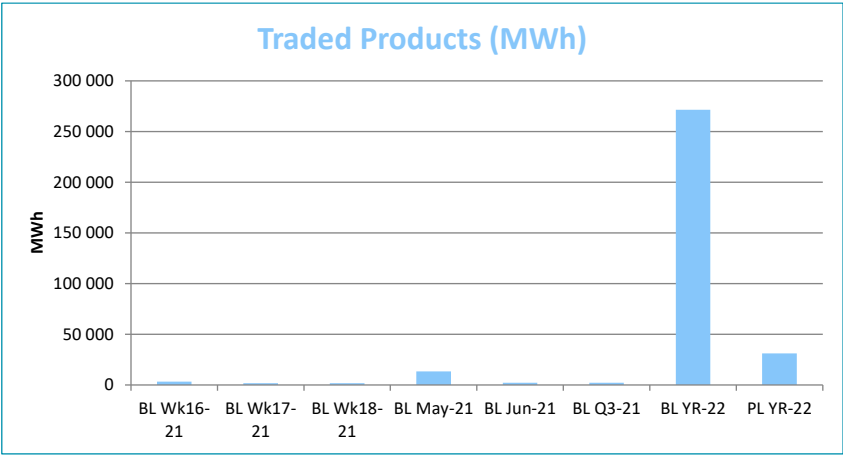
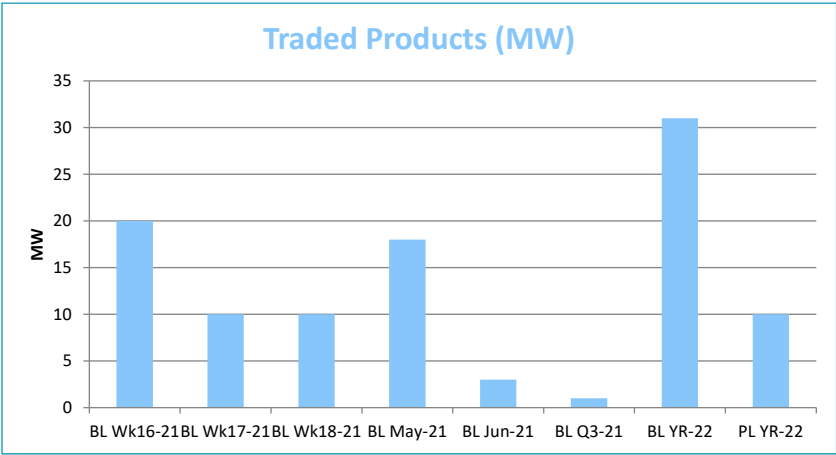


For information purposes only

HUDEX Market Operations

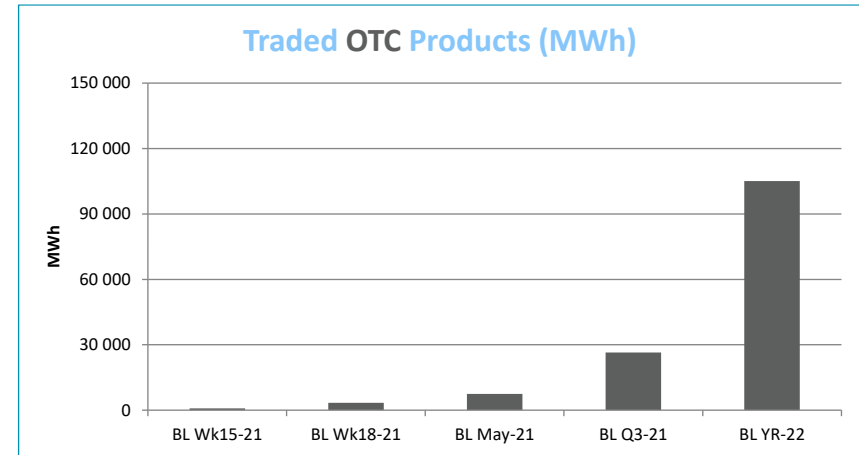
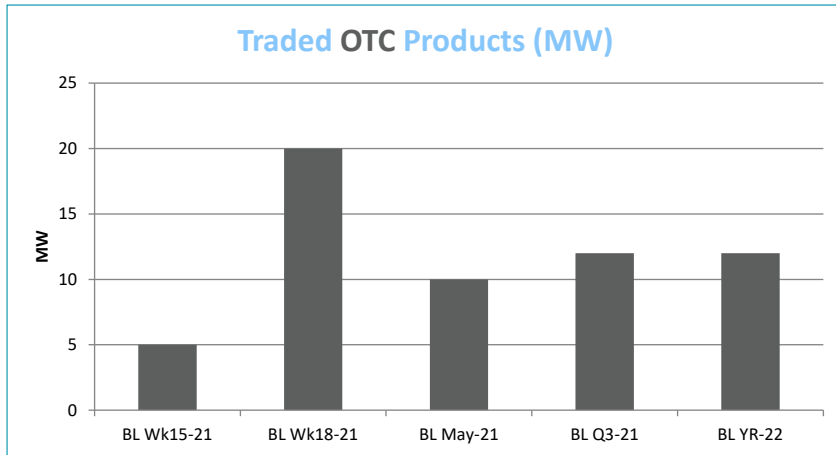
Trading Period: 04/2021

Traded Products in April

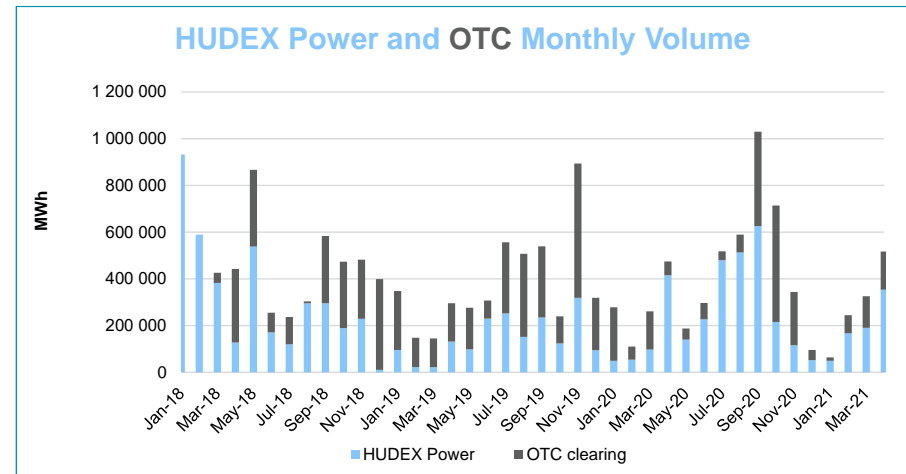
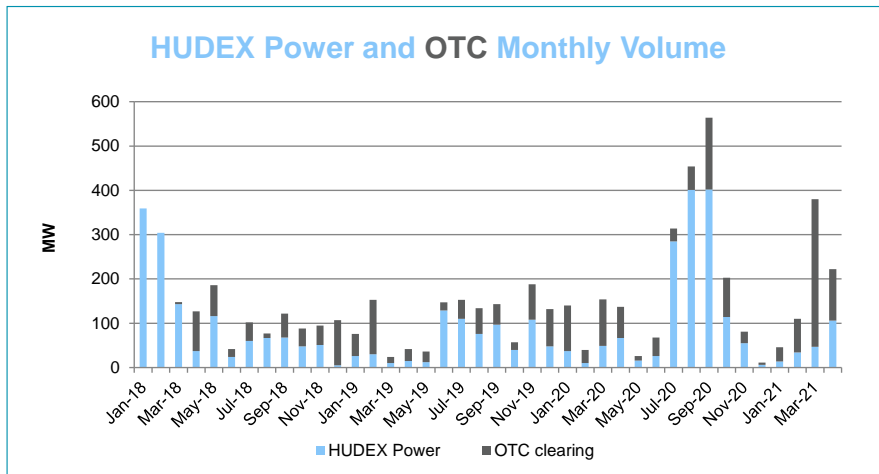


HUDEX Power

Trading Month April 2021



Monthly volumes



For information purposes only

HUDEX Market Operations

Trading Period: 04/2021