

Monthly Report (September 2019)

In September the total and average daily traded volume was 234 625 MWh and 11 173 MWh respectively. The number of admitted members was 24 in the examined month.

Admitted Members

- Alpiq Energy SE
- BC-Energiakereskedő Kft.
- CEZ, a.s.
- CHP ERŐMŰ Kft.
- Danske Commodities A/S
- EDF Trading Limited
- EDS International SK
- Enel Trade S.p.A.

- EP Commodities a.s.
- Freepoint Commodities Europe LLP
- GEN-I d.o.o.
- HEP d.d.
- Holding Slovenske Elektrarne d.o.o.
- LE Trading a.s.
- Magyar Áramszolgáltató Kft.
- Mátrai Erőmű Zrt.

- MAVIR Zrt.
- MET Austria Energy Trade GmbH
- MOL Magyar Olaj- és Gázipari Nyrt.
- MVM Partner Zrt.
- OMV Marketing and Trading GmbH
- RWE Supply &Trading GmbH
- Sinergy Energiakereskedő Kft.
- Watt & Volt SA

Partners

- Tradition Financial Services Ltd. (broker)
- 42 Financial Services, a.s. (broker)
- ARRACO Global Markets Ltd. (broker)

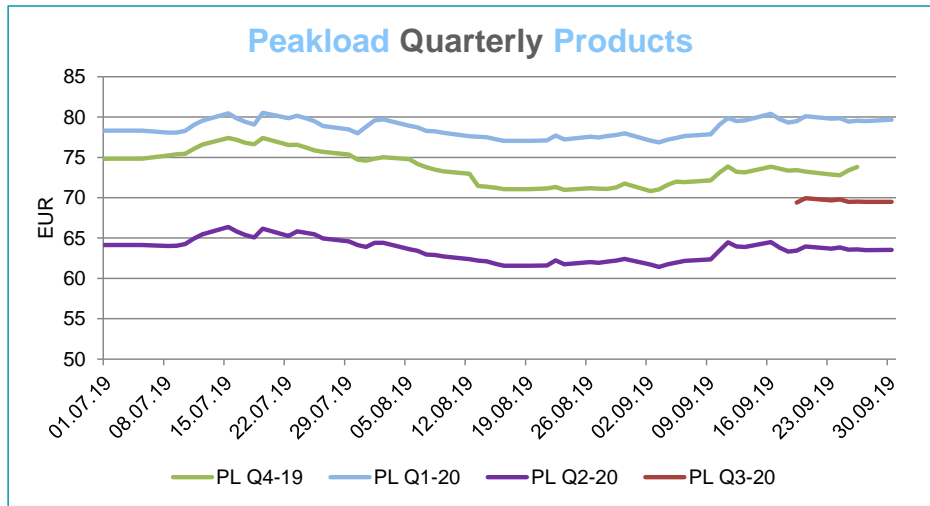
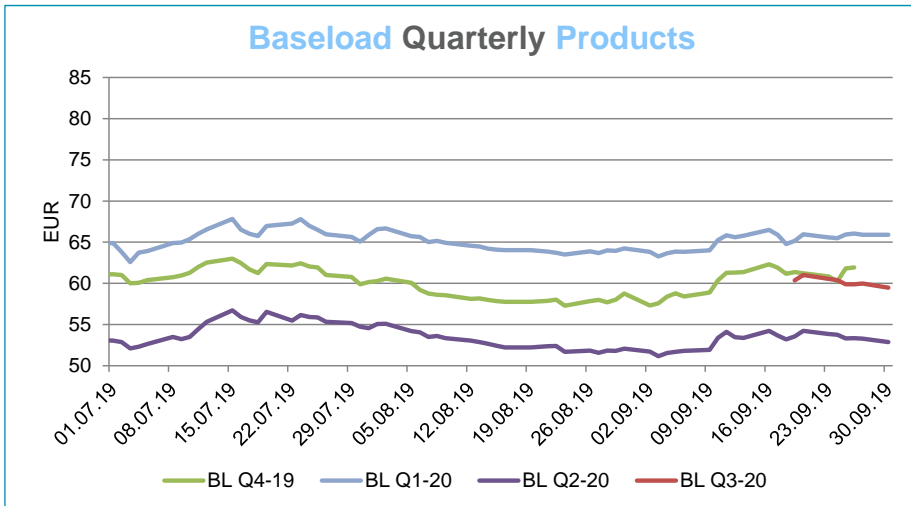
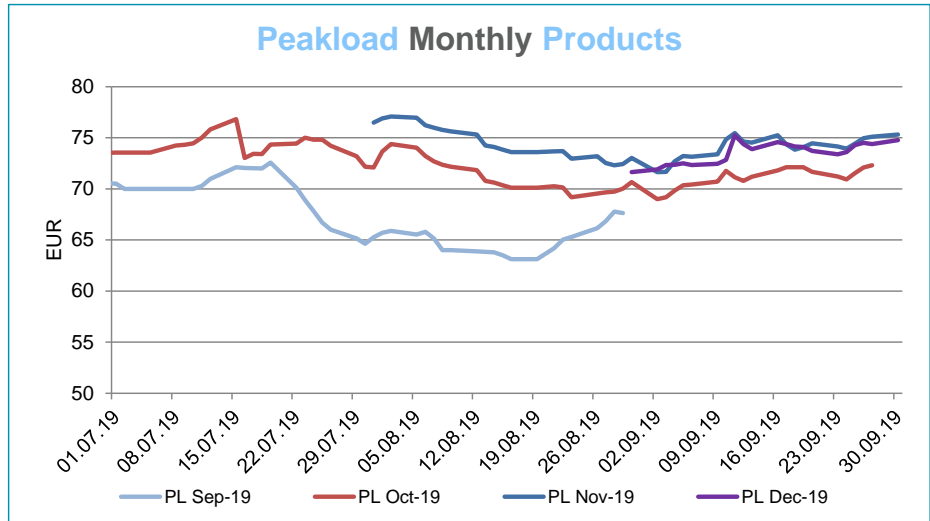
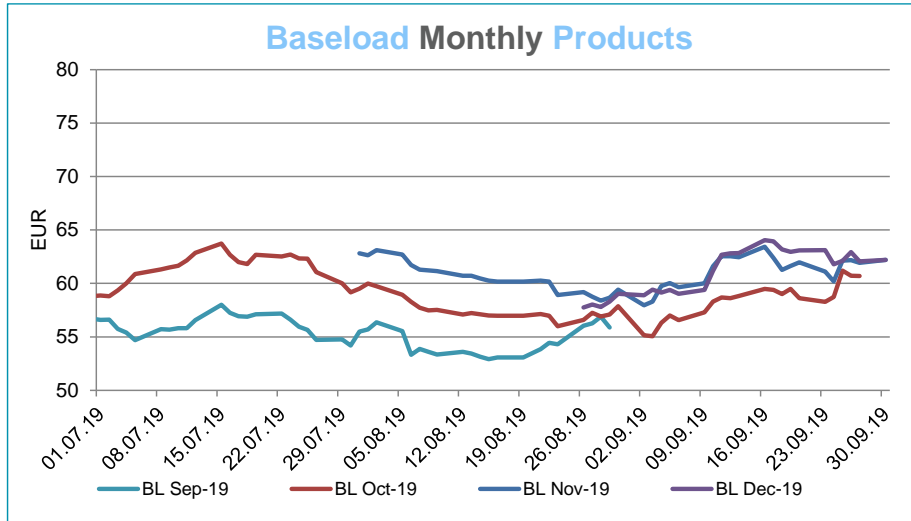
Instruments	BASE_avg	Low	High	PEAK_avg	Low	High
WK-37	51,77	50,51	52,93			
WK-38	51,10	49,10	52,45			
WK-39	52,80	49,87	54,67			
WK-40	55,59	53,26	61,22			
WK-41	57,86	54,82	61,19			
WK-42	57,98	53,07	61,34			
WK-43	59,22	57,53	61,04			
WK-44	61,29	61,00	61,57			
Oct-19	58,37	55,07	61,19	71,12	69,00	72,32
Nov-19	61,21	57,95	63,44	74,05	71,65	75,46
Dec-19	61,72	58,89	64,05	73,63	71,90	75,25
Q4-19	60,34	57,32	62,31	72,79	70,81	73,88
Q1-20	65,15	63,25	66,50	78,99	76,87	80,41
Q2-20	53,02	51,14	54,23	63,23	61,42	64,49
Q3-20	60,00	58,35	61,43	68,94	66,88	70,24
YR-20	60,29	58,35	61,58	71,66	69,78	72,84
YR-21	57,47	55,85	58,73	67,99	66,23	68,97
YR-22	56,58	54,95	57,78	66,90	65,75	67,86
Final Settlement Price of Expired Products						
Instruments	BASE			PEAK		
Wk36-19	63,06			-		
Wk37-19	49,80			-		
Wk38-19	51,66			-		
Wk39-19	58,58			-		
Sep-19	55,70			66,93		
Q4-19	61,94			73,81		

For information purposes only

HUDEX Market Operations

Trading Period: 09/2019

Settlement Prices



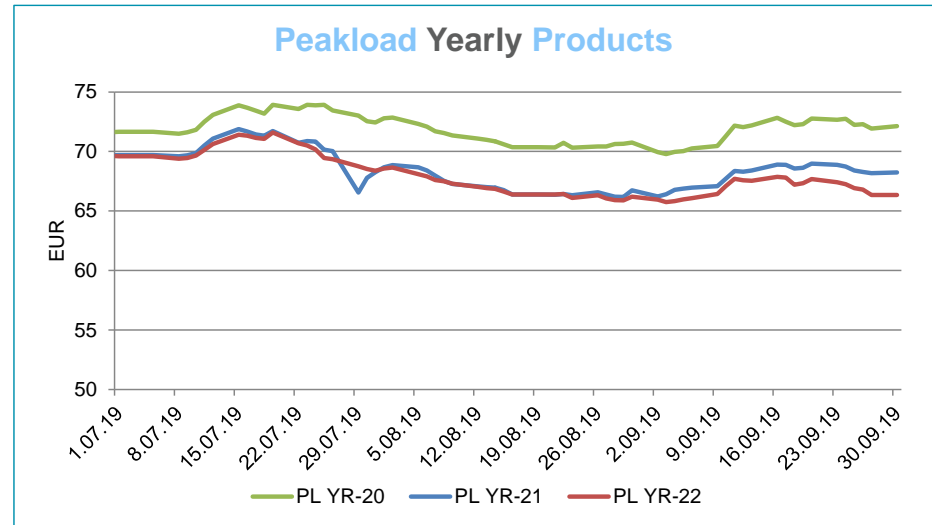
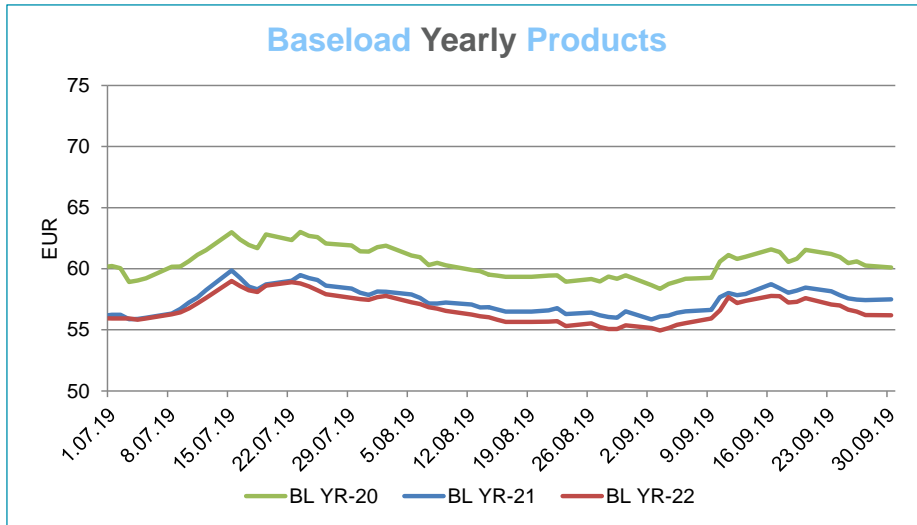
For information purposes only

HUDEX Market Operations

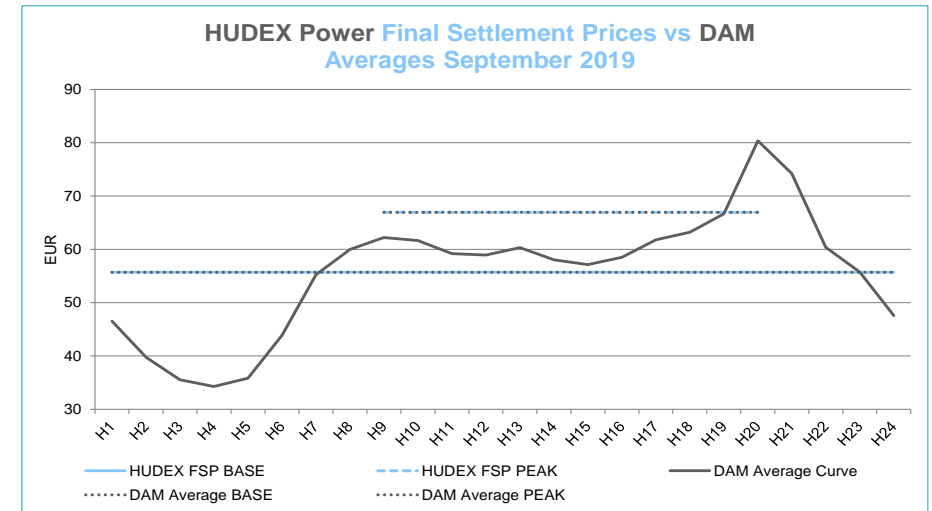
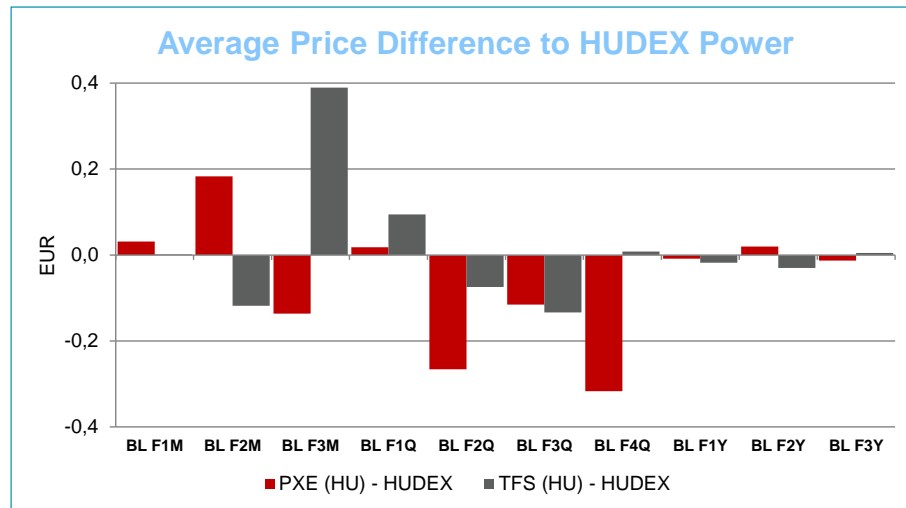
Trading Period: 09/2019

HUDEX Power

Trading Month September 2019



Average Price Difference and Final Settlement Prices

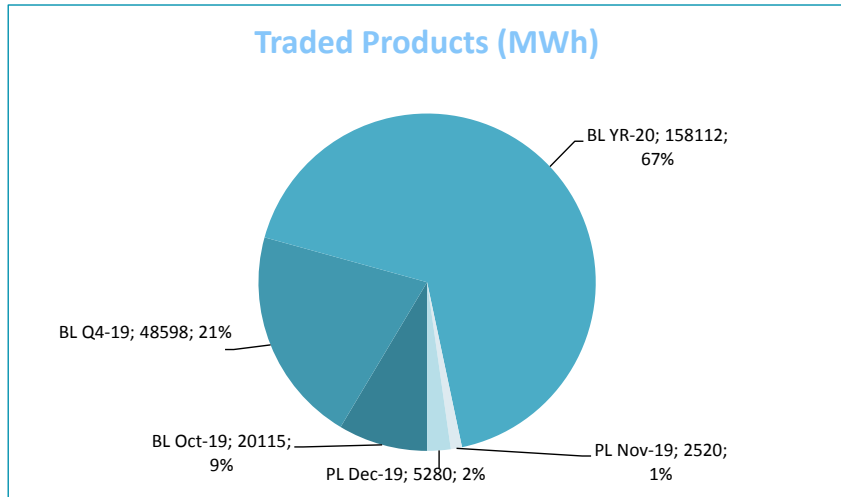
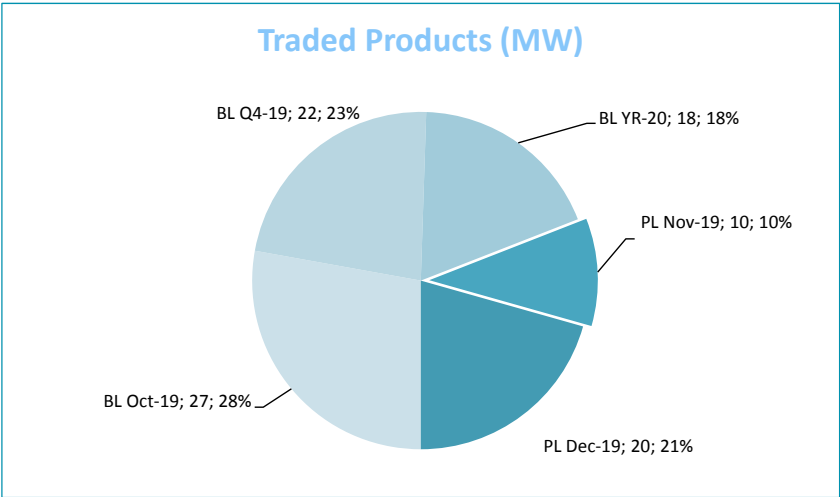
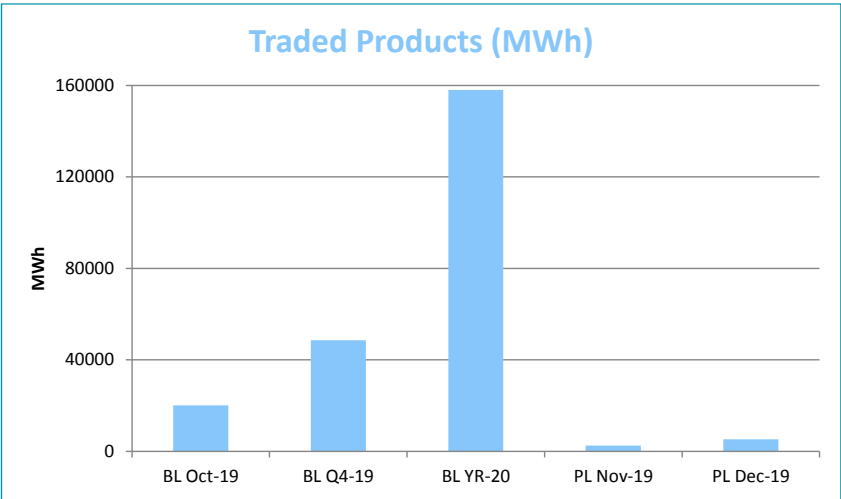
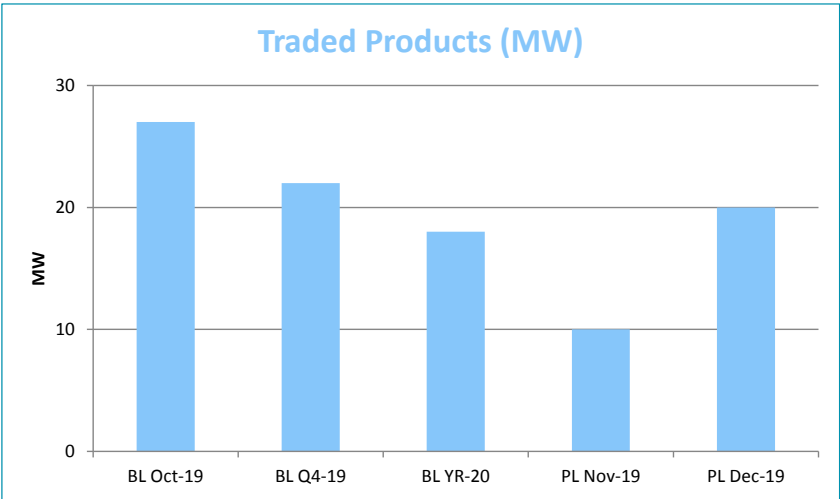


For information purposes only

HUDEX Market Operations

Trading Period: 09/2019

Traded Products in September



Monthly volumes

