

## Monthly Report (July 2019)

In July the total and average daily traded volume was 252 827 MWh and 10 992 MWh respectively. The number of admitted members was 24 in the examined month.

### Admitted Members

- Alpiq Energy SE
- BC-Energiakereskedő Kft.
- CEZ, a.s.
- CHP ERŐMŰ Kft.
- Danske Commodities A/S
- EDF Trading Limited
- EDS International SK
- Enel Trade S.p.A.

- EP Commodities a.s.
- Freepoint Commodities Europe LLP
- GEN-I d.o.o.
- HEP d.d.
- Holding Slovenske Elektrarne d.o.o.
- LE Trading a.s.
- Magyar Áramszolgáltató Kft.
- Mátrai Erőmű Zrt.

- MAVIR Zrt.
- MET Austria Energy Trade GmbH
- MOL Magyar Olaj- és Gázipari Nyrt.
- MVM Partner Zrt.
- OMV Marketing and Trading GmbH
- RWE Supply &Trading GmbH
- Sinergy Energiakereskedő Kft.
- Watt & Volt SA

### Partners

- Tradition Financial Services Ltd. (broker)
- 42 Financial Services, a.s. (broker)
- ARRACO Global Markets Ltd. (broker)

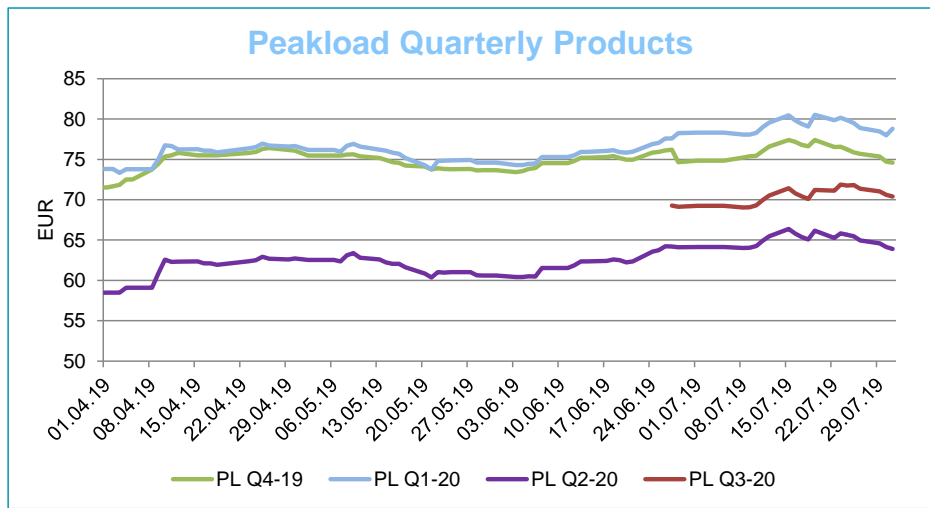
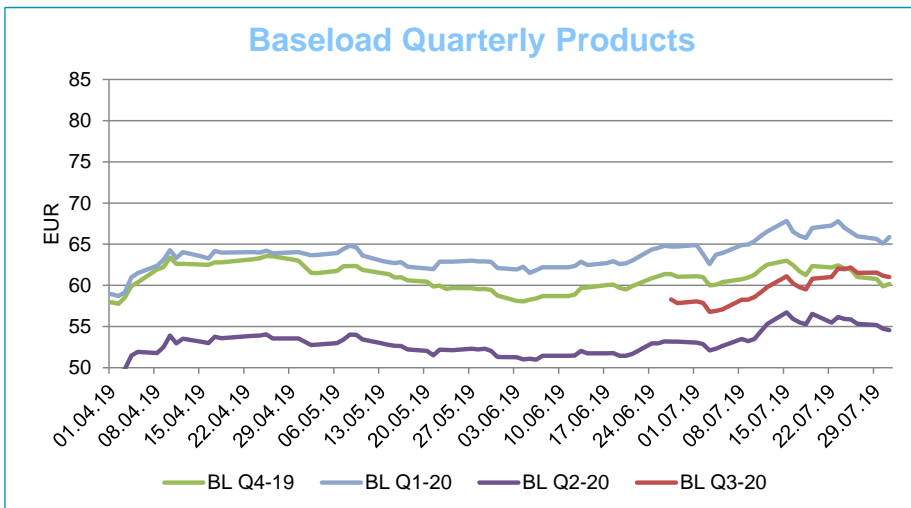
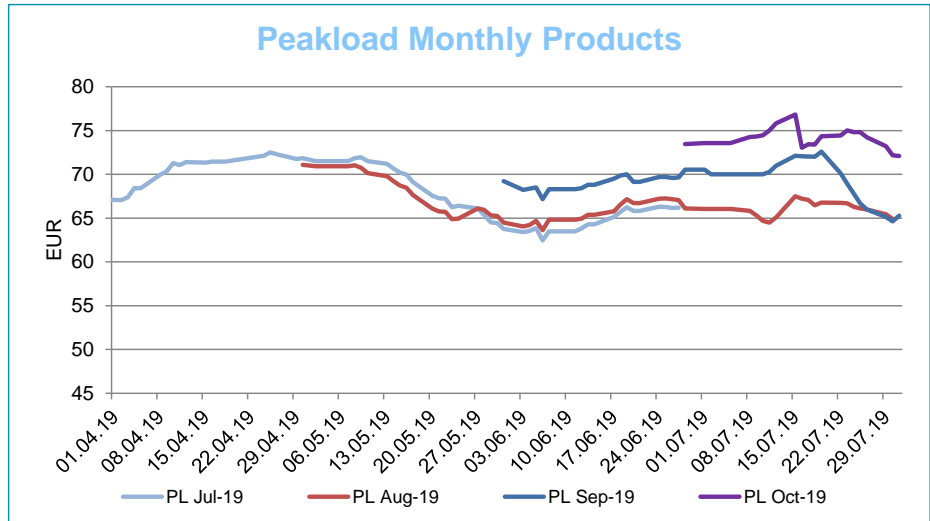
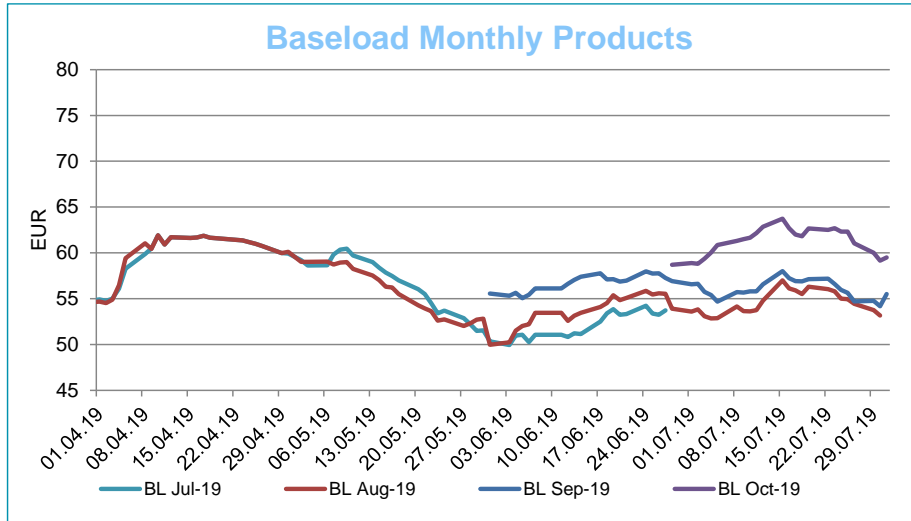
Instruments	BASE_avg	Low	High	PEAK_avg	Low	High
WK-28	51,02	50,14	51,75			
WK-29	51,01	48,91	53,00			
WK-30	55,43	52,04	59,43			
WK-31	56,02	53,85	59,50			
WK-32	56,29	53,29	58,98			
WK-33	55,46	50,25	57,86			
WK-34	56,42	55,20	57,89			
WK-35	54,06	54,06	54,06			
Aug-19	54,55	52,84	57,00	66,04	64,48	67,50
Sep-19	56,06	54,19	58,00	69,44	64,63	72,58
Oct-19	61,30	58,81	63,72	74,06	72,10	76,83
Q3-19	61,35	59,88	62,99	75,82	74,59	77,41
Q4-19	65,69	62,59	67,83	79,01	77,99	80,52
Q1-20	54,61	52,09	56,71	64,87	63,90	66,38
Q2-20	59,77	56,78	62,17	70,34	69,04	71,86
YR-20	61,31	58,91	63,01	72,77	71,50	73,93
YR-21	57,86	55,87	59,86	70,11	66,56	71,89
YR-22	57,45	55,83	58,99	69,98	68,39	71,60
<b>Final Settlement Price of Expired Products</b>						
Instruments	BASE			PEAK		
Wk26-19	47,53			-		
Wk27-19	57,74			-		
Wk28-19	50,66			-		
Wk29-19	52,06			-		
Wk30-19	56,50			-		
Jul-19	54,95			65,15		

For information purposes only

HUDEX Market Operations

Trading Period: 07/2019

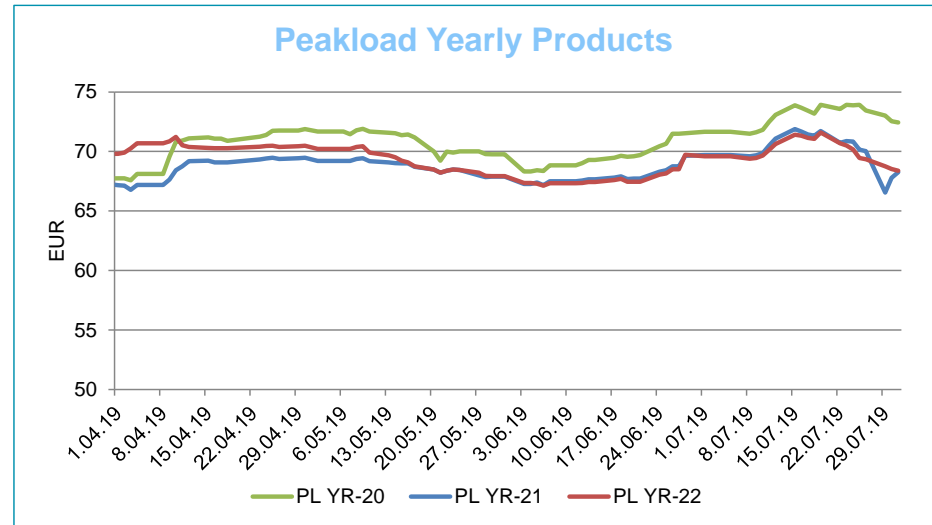
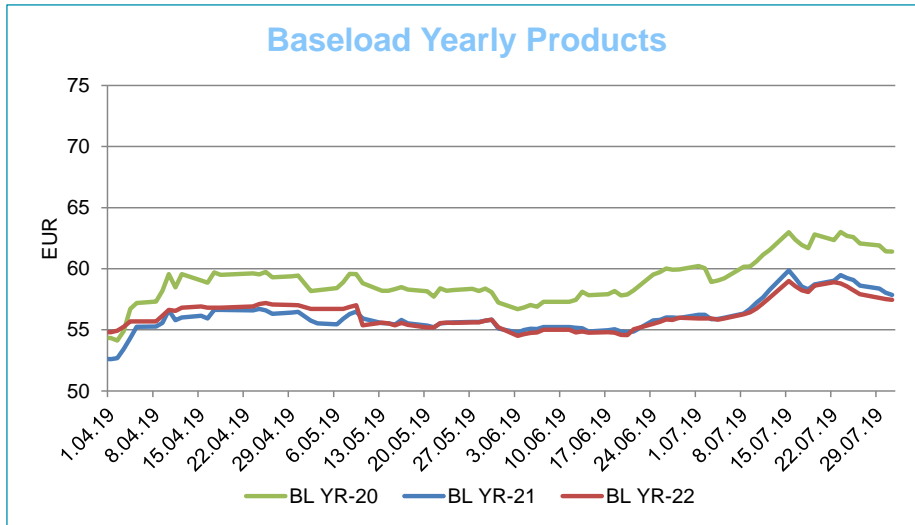
Settlement Prices



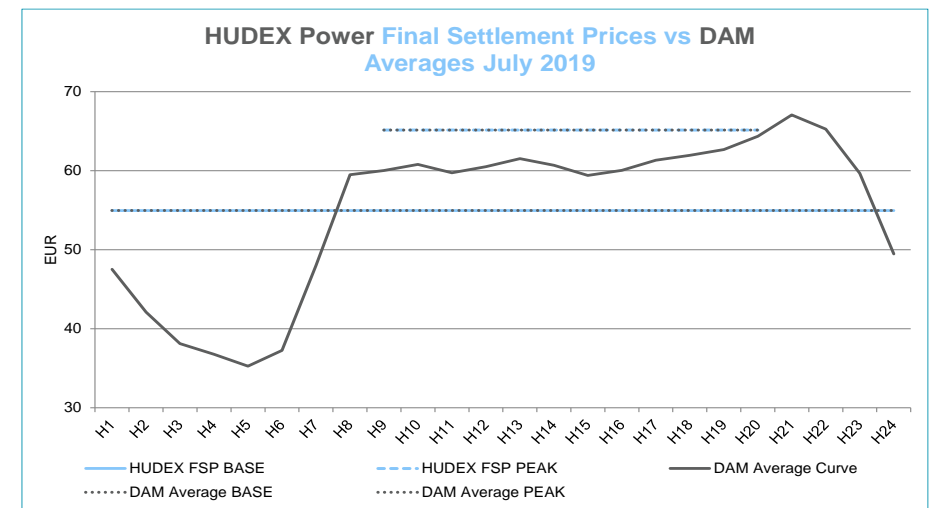
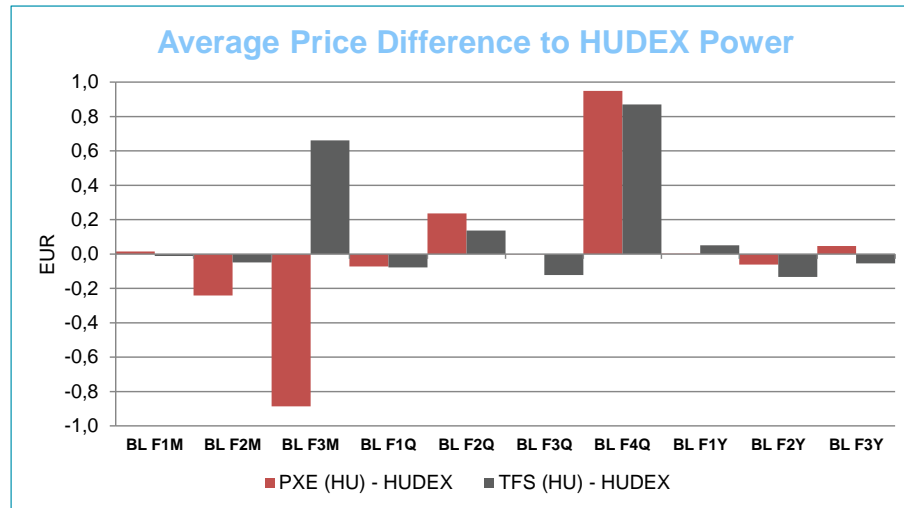
For information purposes only

HUDEX Market Operations

Trading Period: 07/2019



## Average Price Difference and Final Settlement Prices

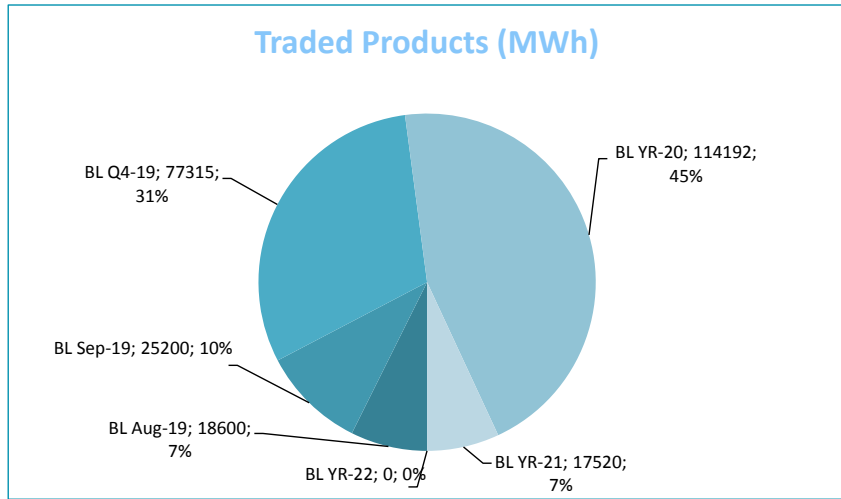
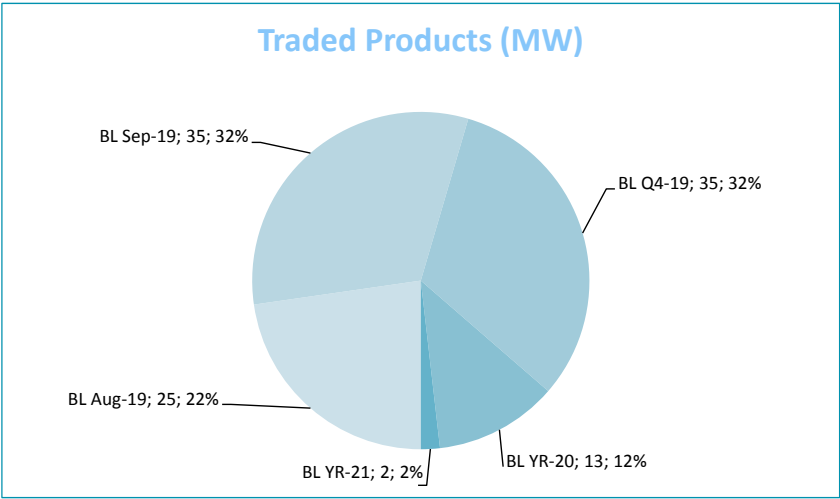
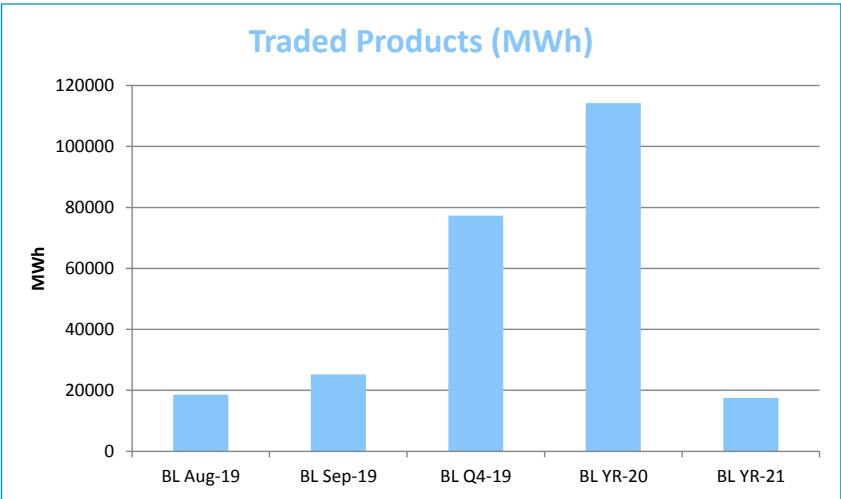
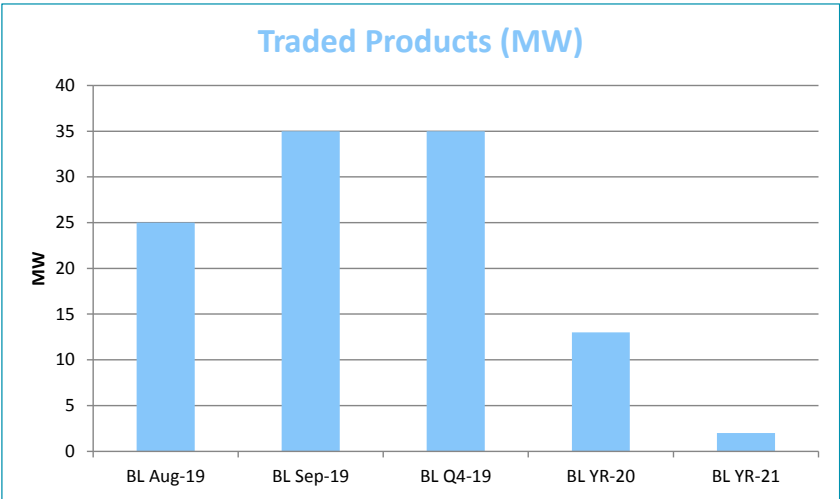


For information purposes only

HUDEX Market Operations

Trading Period: 07/2019

Traded Products in July



Monthly volumes

