

Monthly Report (June 2016)

In June the total and average daily traded volume was 357 029 MWh and 16 228,6 MWh respectively. The number of admitted members was 29 in the examined month.



Founder Members

- BC-Energiakereskedő Kft.
- Ezpada s.r.o.
- Holding Slovenske Elektrarne d.o.o.
- Magyar Áramszolgáltató Kft.
- Mátrai Erőmű Zrt.
- MAVIR ZRt.
- MVM Partner Zrt.

Partners

- Tradition Financial Services Ltd. (broker)

Admitted Members

- Alpiq Energy SE
- ARELCO POWER S.R.L.
- CEZ, a.s.
- Citigroup Global Markets Limited
- Danske Commodities A/S
- EDF Trading Limited
- Edison Trading S.p.A.
- EDS International SK
- Enel Trade S.p.A.
- EPS Trgovanje d.o.o.
- Freepoint Commodities Europe LLP
- Gazprom Marketing & Trading Limited
- GDF SUEZ Trading SAS
- GEN-I d.o.o.
- HEP d.d.
- LE Trading a.s.
- MET Power Hungary Kft.
- RWE Supply & Trading GmbH
- TEI-ENERGY S.p.A
- Trailstone GmbH.
- Vitol Gas & Power B.V.
- VPP Erőmű Üzemeltető és Kereskedelmi Zrt.

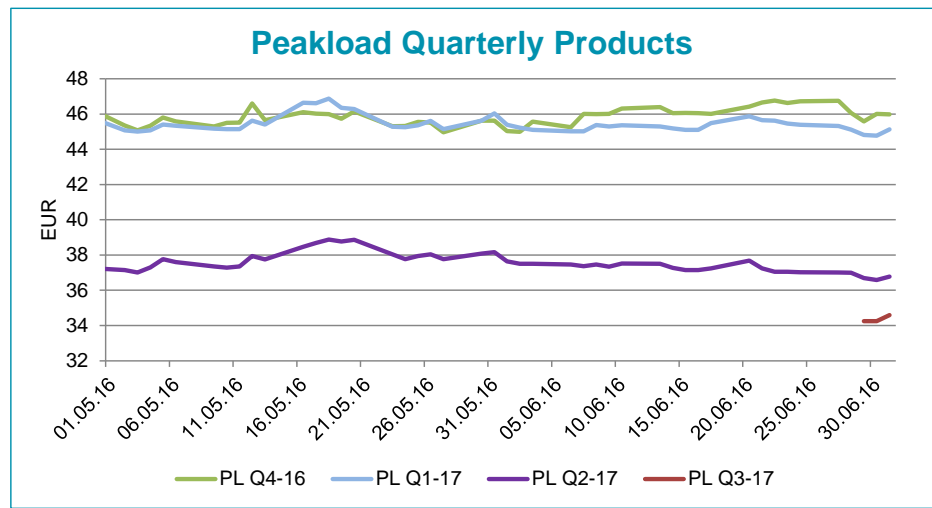
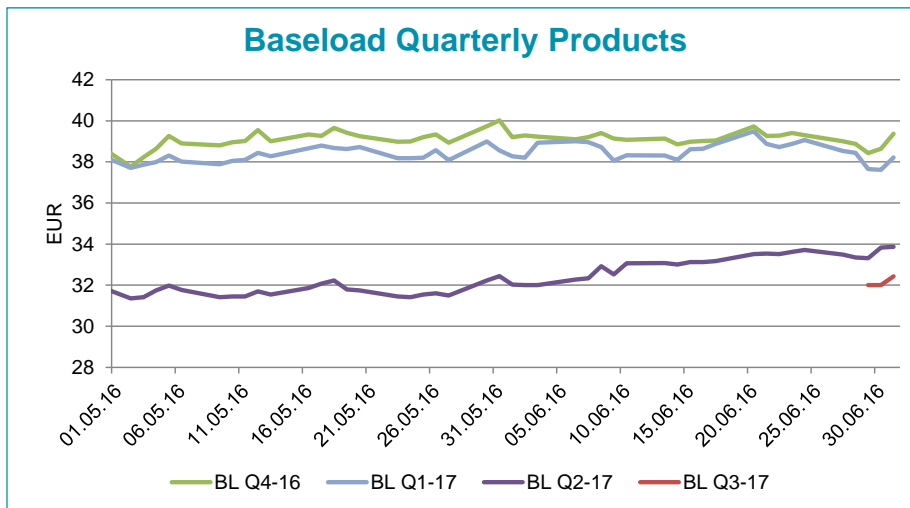
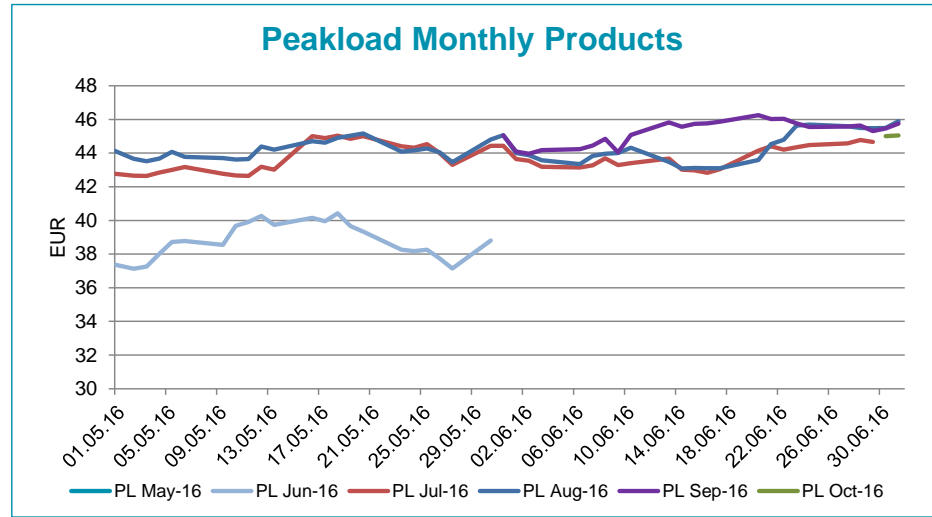
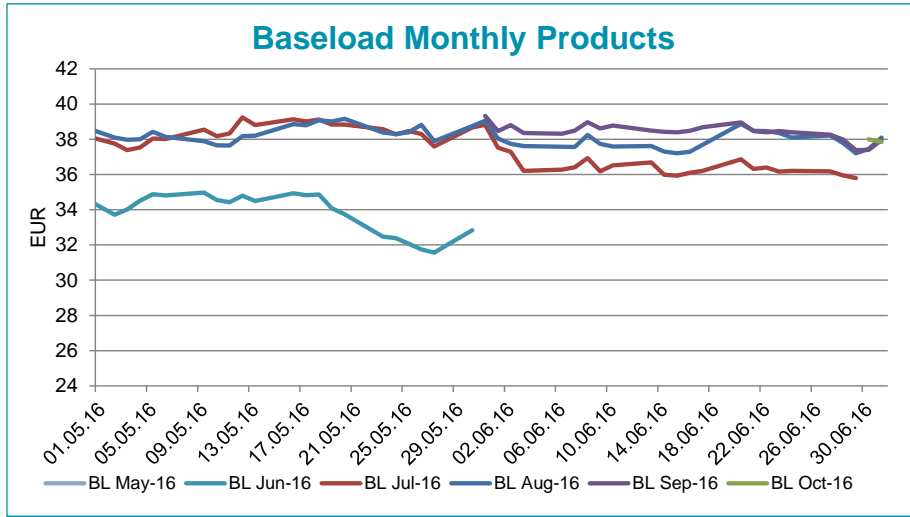
Instruments	BASE_avg	Low	High	PEAK_avg	Low	High
WK-23	31,98	31,87	32,09			
WK-24	31,70	30,72	32,54			
WK-25	31,69	30,88	32,53			
WK-26	32,23	31,18	33,11			
WK-27	33,57	32,32	35,58			
WK-28	35,17	34,30	35,86			
WK-29	35,69	34,76	34,76			
WK-30	35,86	35,70	36,00			
Jul-16	36,38	35,79	37,52	43,73	42,83	44,78
Aug-16	37,82	37,20	38,88	44,23	43,08	45,70
Sep-16	38,41	37,39	38,97	45,24	43,96	46,25
Q3-16	37,59	37,17	38,23	44,34	43,58	45,32
Q4-16	39,12	38,43	39,72	46,06	45,00	46,77
Q1-17	38,56	37,61	39,49	45,27	44,77	45,87
Q2-17	33,02	32,00	33,83	37,25	36,58	37,69
YR-17	37,73	37,30	38,48	44,74	43,84	45,56
YR-18	37,57	36,78	38,48	44,61	43,62	45,37
YR-19	37,51	36,75	38,20	44,44	43,62	45,30
Final Settlement Price of Expired Products						
Instruments	BASE			PEAK		
WK-23	31,87			-		
WK-24	31,16			-		
WK-25	31,28			-		
WK-26	34,34			-		
Jul-16	35,79			44,66		
Q3-16	37,23			45,32		

For information purposes only

HUPX Market Operations

Trading Period: 06/2016

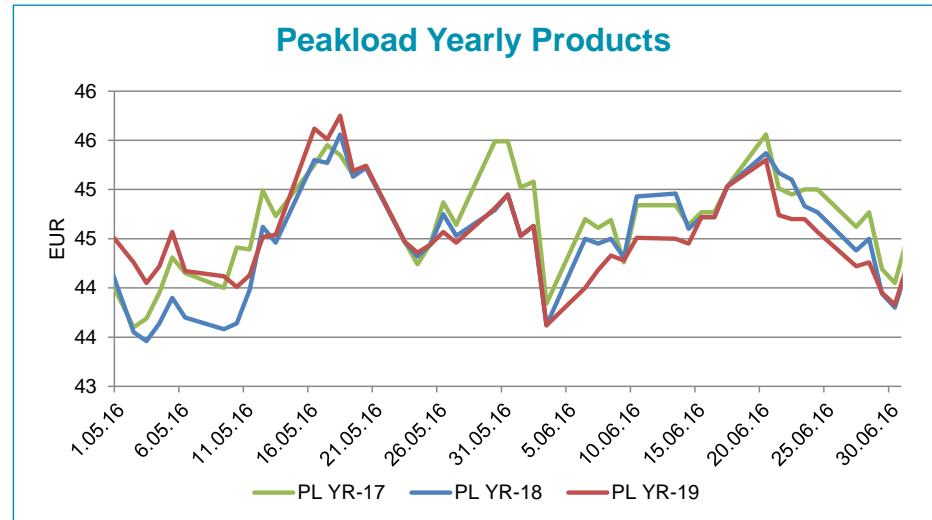
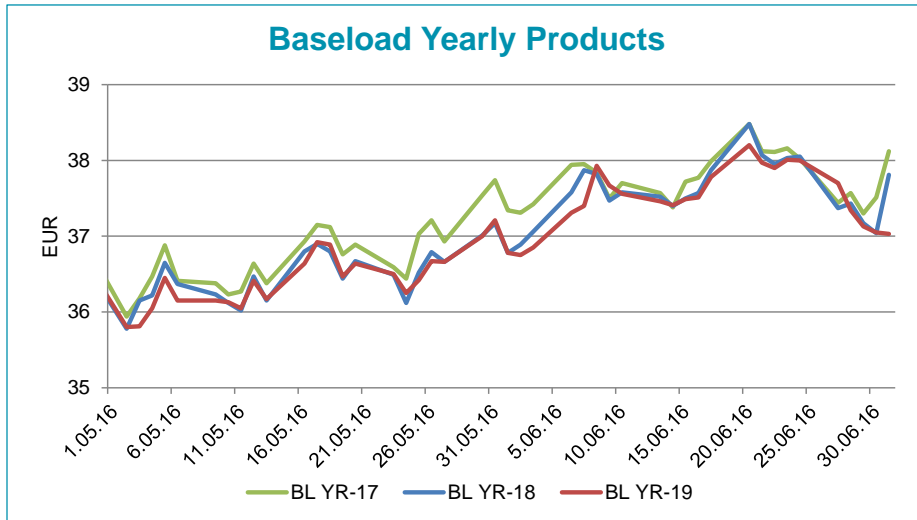
Settlement Prices



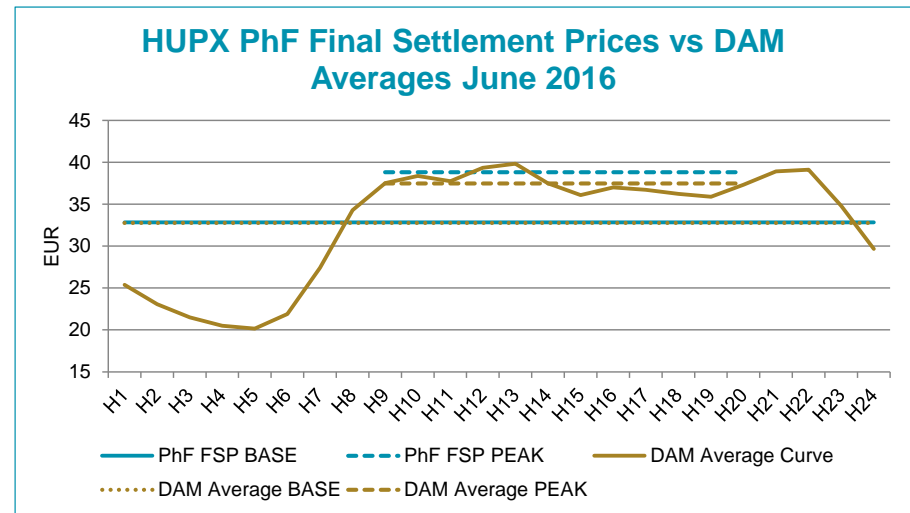
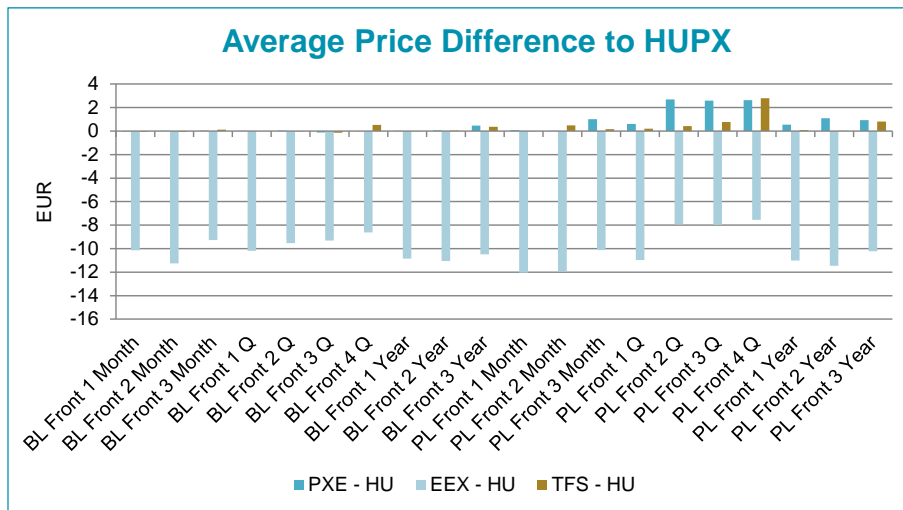
For information purposes only

HUPX Market Operations

Trading Period: 06/2016



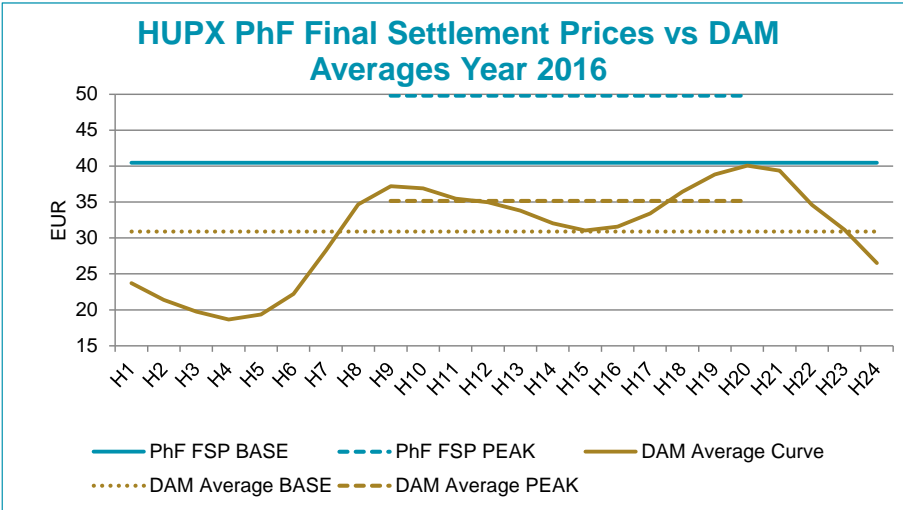
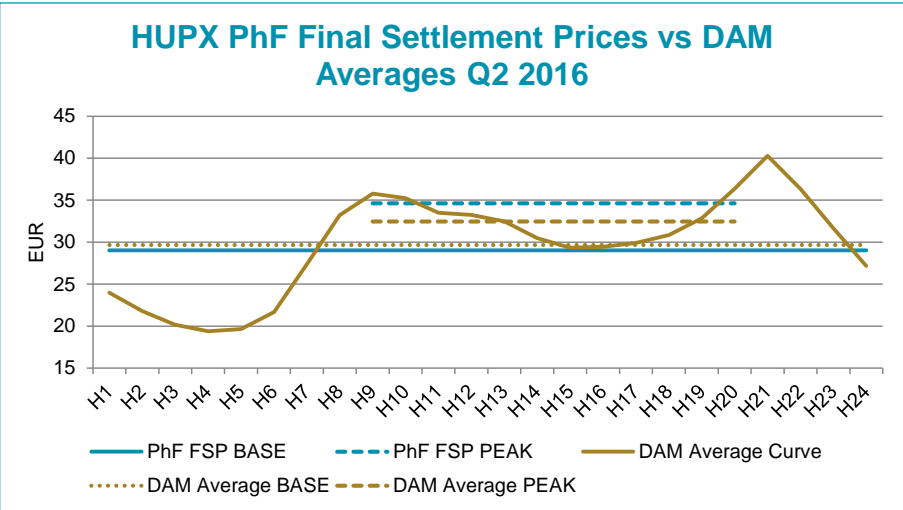
Average Price Difference and Final Settlement Prices



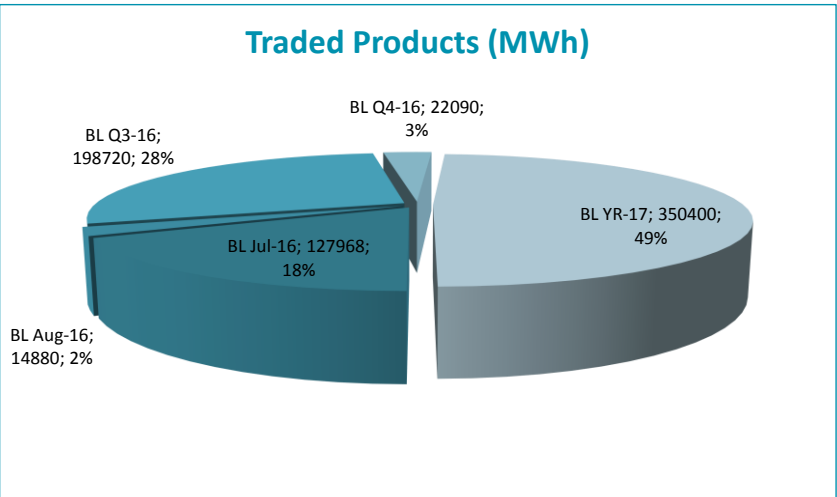
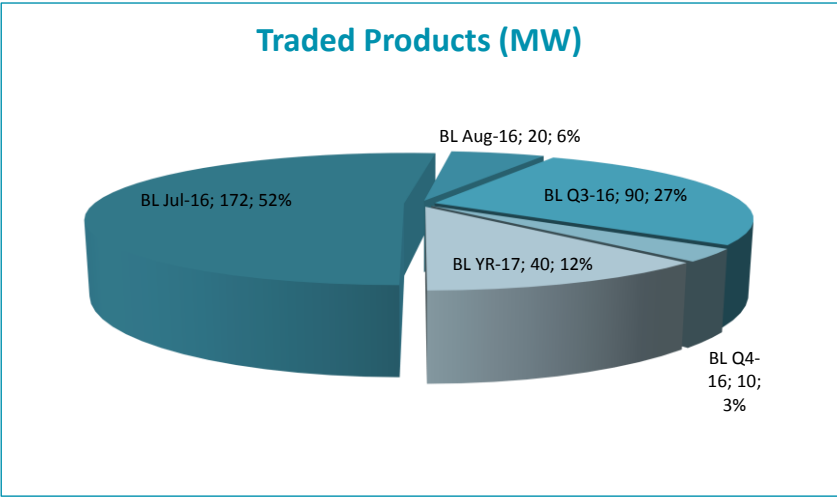
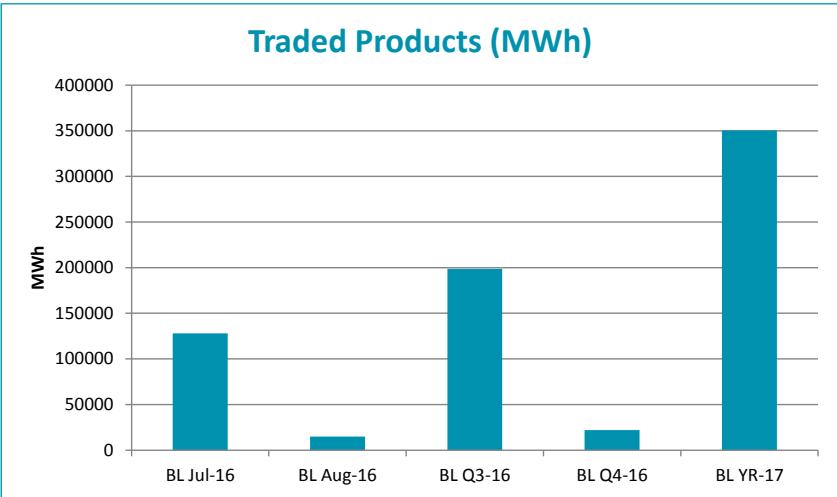
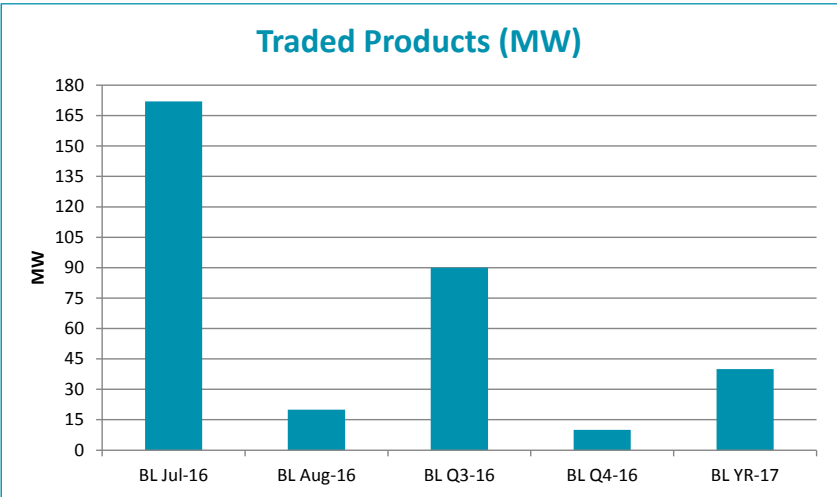
For information purposes only

HUPX Market Operations

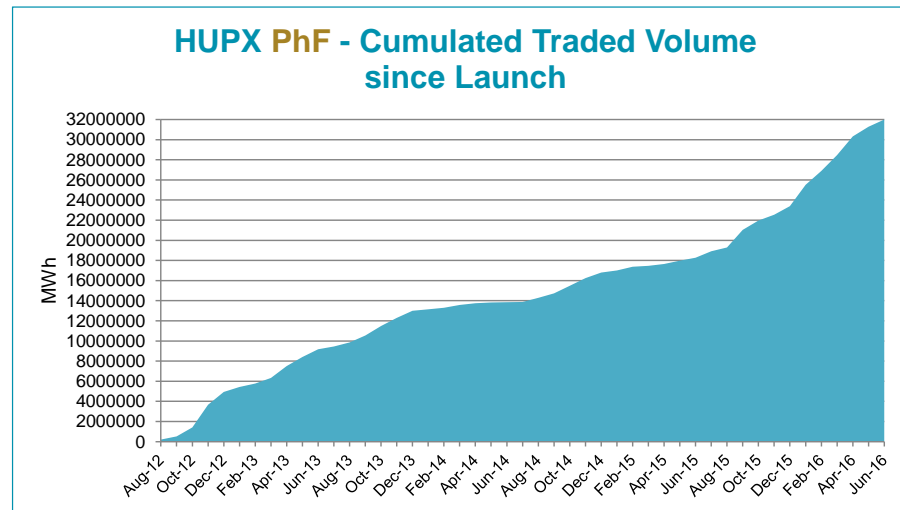
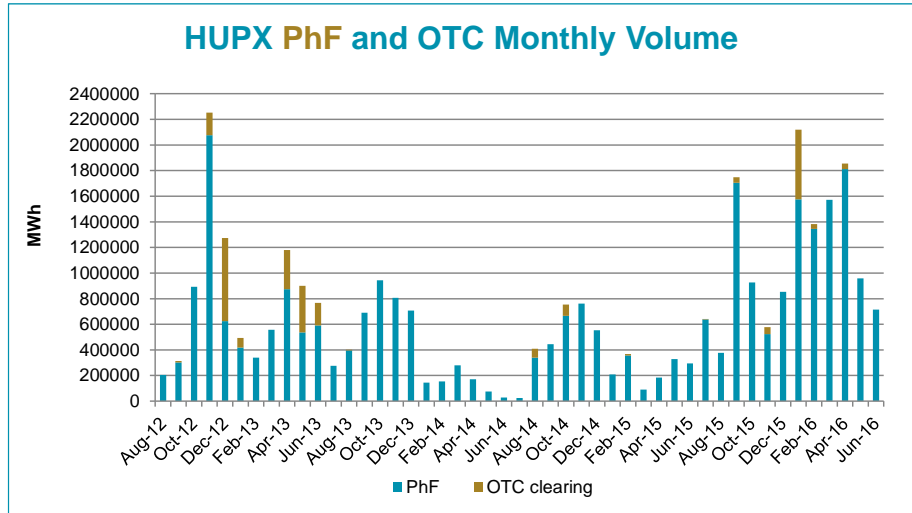
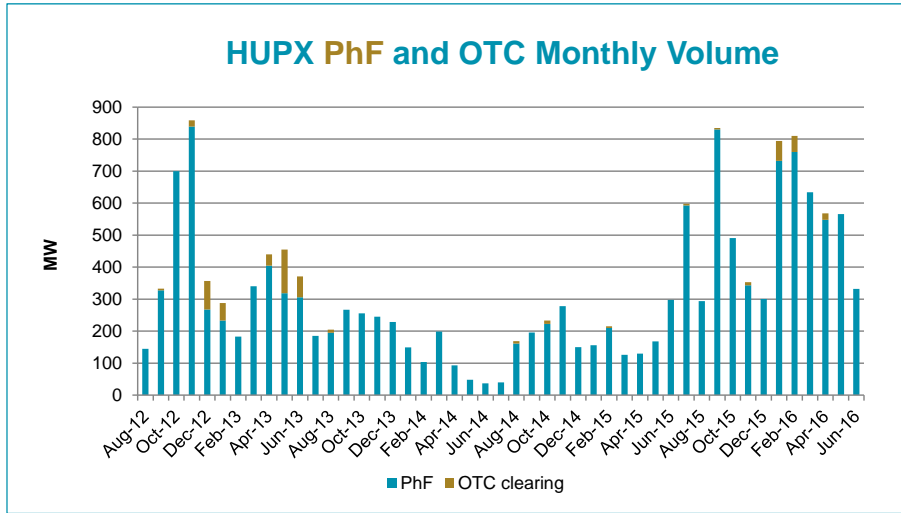
Trading Period: 06/2016



Traded Products in June



Monthly and cumulated volumes since launch



For information purposes only

HUPX Market Operations

Trading Period: 06/2016