

Monthly Report (September 2017)

In September the total and average daily traded volume was 482 215 MWh and 22 962,6 MWh respectively. The number of admitted members was 25 in the examined month.



Founder Members

- BC-Energiakereskedő Kft.
- Ezpada s.r.o.
- Holding Slovenske Elektrarne d.o.o.
- Magyar Áramszolgáltató Kft.
- Mátrai Erőmű Zrt.
- MAVIR ZRt.
- MVM Partner Zrt.

Partners

- Tradition Financial Services Ltd. (broker)

Admitted Members

- Alpiq Energy SE
- CEZ, a.s.
- Citigroup Global Markets Limited
- EDF Trading Limited
- Edison Trading S.p.A.
- EDS International SK
- Enel Trade S.p.A.
- Freepoint Commodities Europe LLP
- Gazprom Marketing & Trading Limited
- GDF SUEZ Trading SAS
- GEN-I d.o.o.
- HEP d.d.
- LE Trading a.s.
- MET Austria Energy Trade GmbH
- RWE Supply & Trading GmbH
- Sinergy Energiakereskedő Kft.
- Trailstone GmbH.
- Vitol Gas & Power B.V.

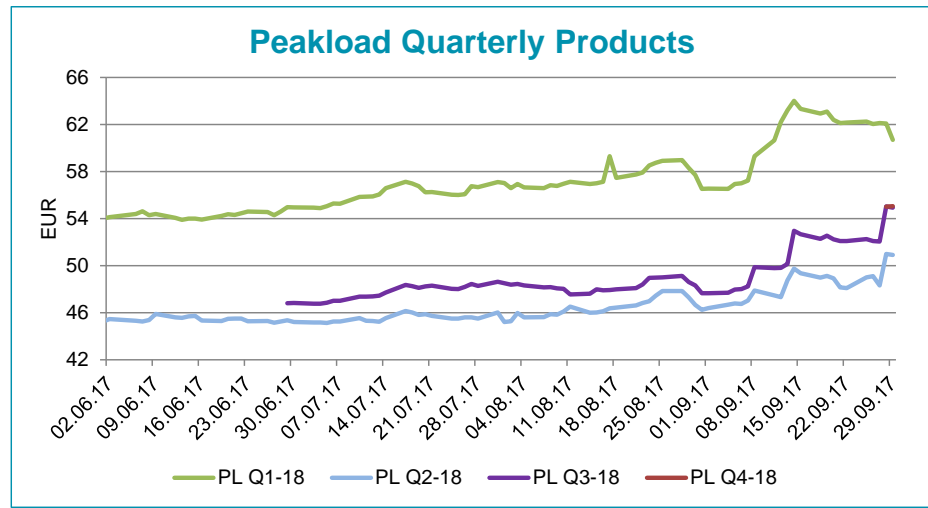
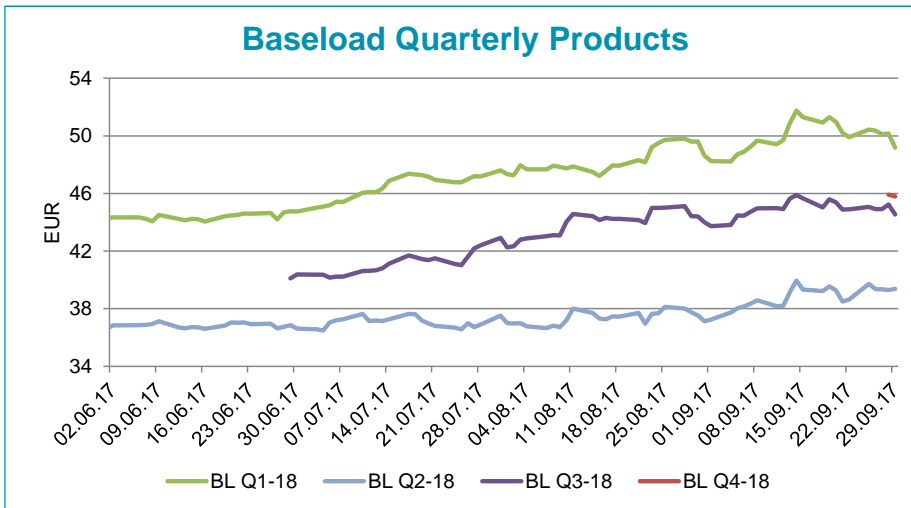
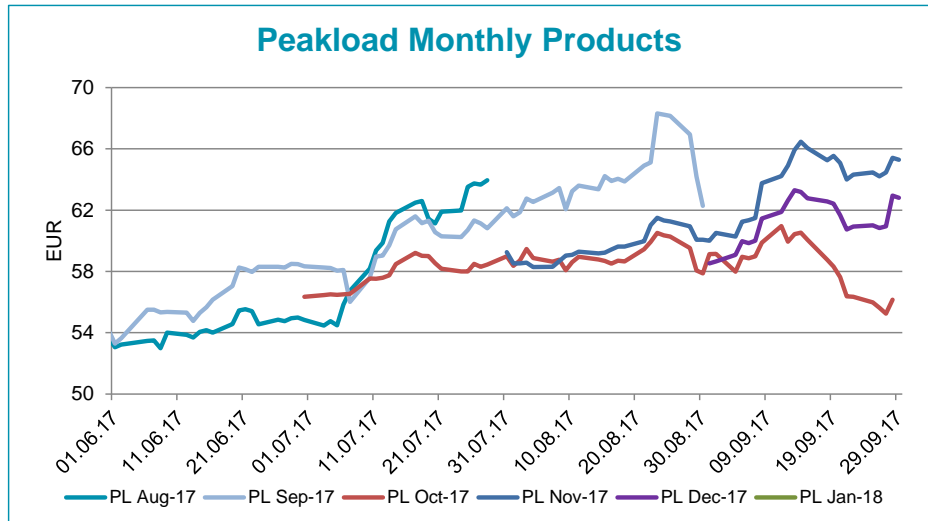
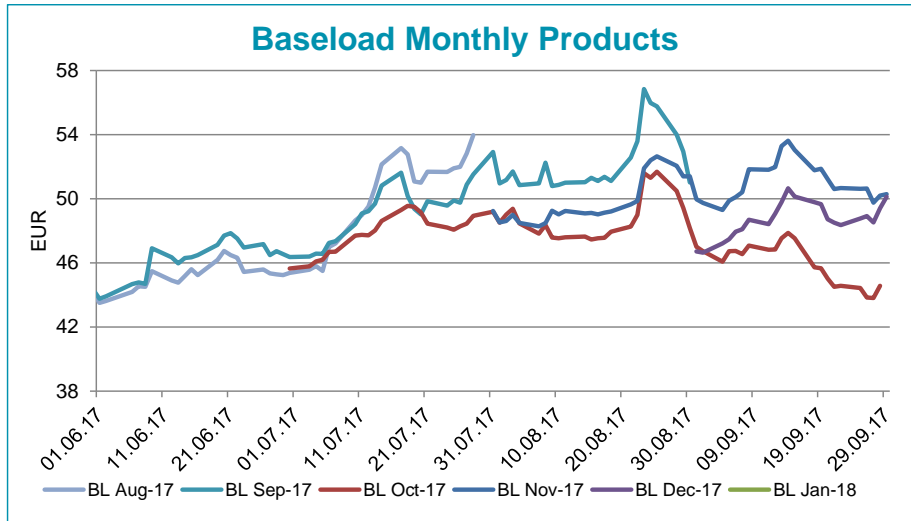
| Instruments | BASE_avg | Low | High | PEAK_avg | Low | High |
|---|----------|-------|-------|----------|-------|-------|
| WK-36 | 46,47 | 45,13 | 48,99 | | | |
| WK-37 | 47,01 | 46,13 | 48,75 | | | |
| WK-38 | 45,93 | 39,73 | 51,04 | | | |
| WK-39 | 44,61 | 39,08 | 47,94 | | | |
| WK-40 | 45,44 | 43,22 | 47,50 | | | |
| WK-41 | 45,13 | 43,90 | 47,66 | | | |
| WK-42 | 44,73 | 44,30 | 45,00 | | | |
| WK-43 | 44,98 | 44,98 | 44,98 | | | |
| Oct-17 | 45,93 | 43,80 | 47,87 | 58,31 | 55,25 | 60,96 |
| Nov-17 | 51,08 | 49,30 | 53,62 | 64,01 | 60,28 | 66,47 |
| Dec-17 | 48,80 | 46,63 | 50,65 | 61,41 | 58,65 | 63,30 |
| Q4-17 | 48,59 | 47,33 | 50,68 | 61,18 | 59,12 | 63,40 |
| Q1-18 | 49,98 | 48,22 | 51,75 | 60,89 | 56,53 | 64,01 |
| Q2-18 | 38,82 | 37,24 | 39,95 | 48,37 | 46,39 | 50,98 |
| Q3-18 | 44,94 | 43,73 | 45,89 | 51,06 | 47,66 | 55,03 |
| YR-18 | 44,88 | 43,58 | 46,30 | 55,49 | 54,46 | 56,97 |
| YR-19 | 42,65 | 41,67 | 43,67 | 54,20 | 53,40 | 55,45 |
| YR-20 | 42,20 | 41,24 | 42,99 | 52,76 | 50,91 | 54,10 |
| Final Settlement Price of Expired Products | | | | | | |
| Instruments | BASE | | | PEAK | | |
| Wk37-17 | 45,13 | | | - | | |
| Wk38-17 | 46,13 | | | - | | |
| Wk39-17 | 39,73 | | | - | | |
| Wk40-17 | 40,21 | | | - | | |
| Oct-17 | 44,57 | | | 56,16 | | |
| Q4-17 | 47,33 | | | 60,21 | | |

For information purposes only

HUPX Market Operations

Trading Period: 09/2017

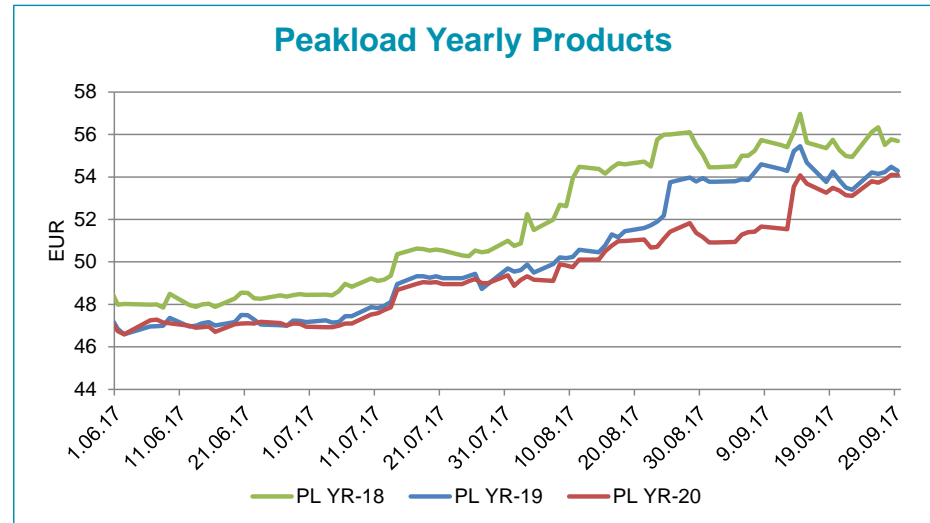
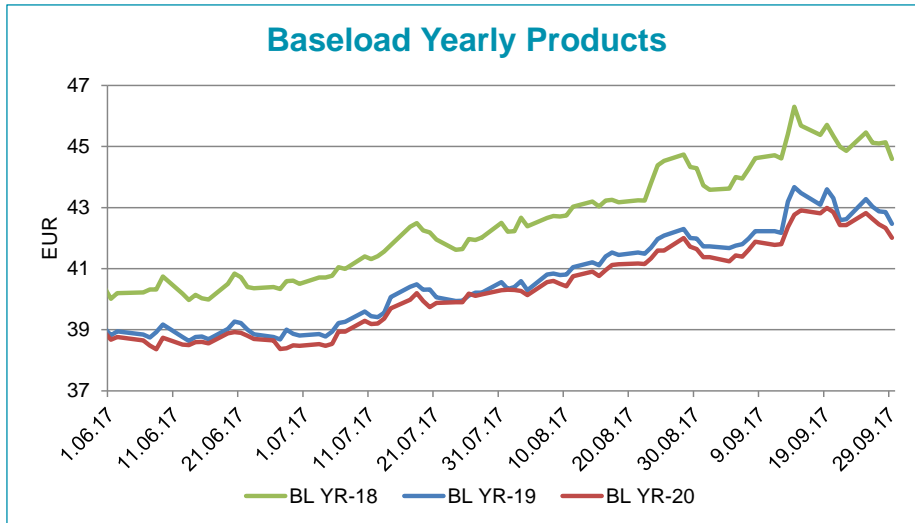
Settlement Prices



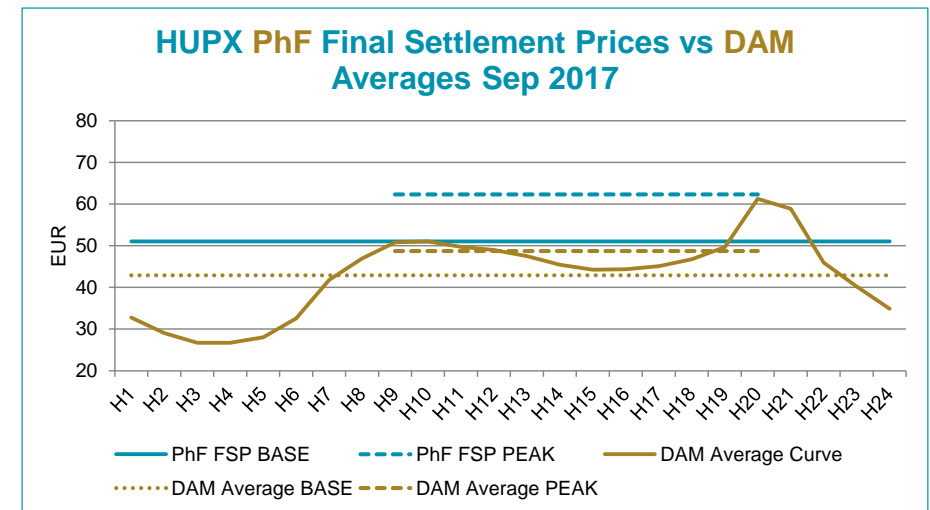
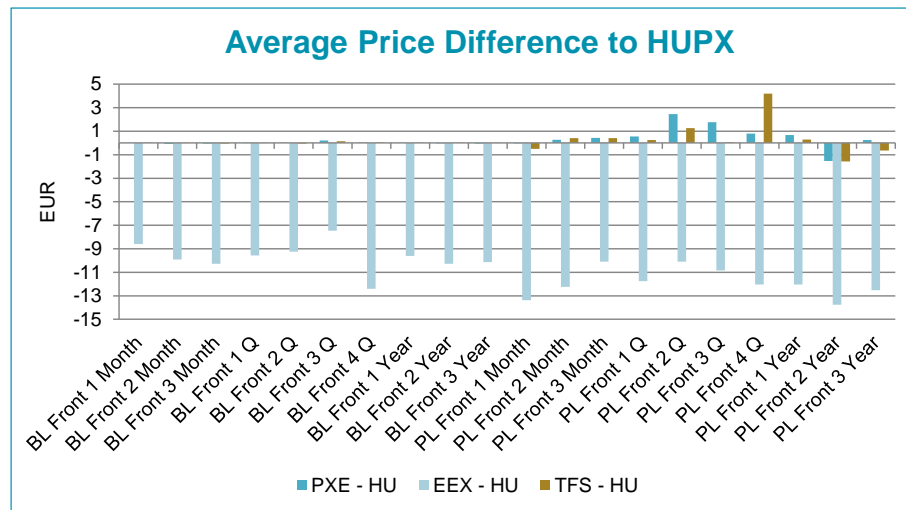
For information purposes only

HUPX Market Operations

Trading Period: 09/2017



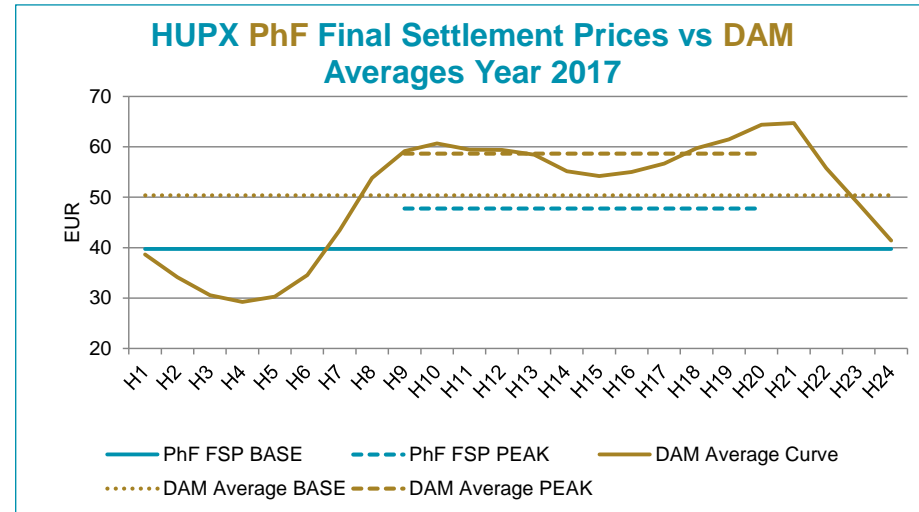
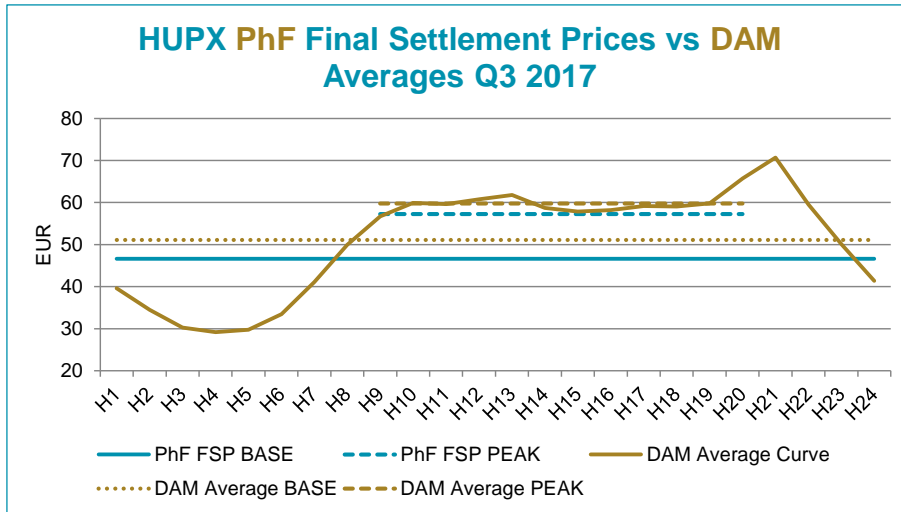
Average Price Difference and Final Settlement Prices



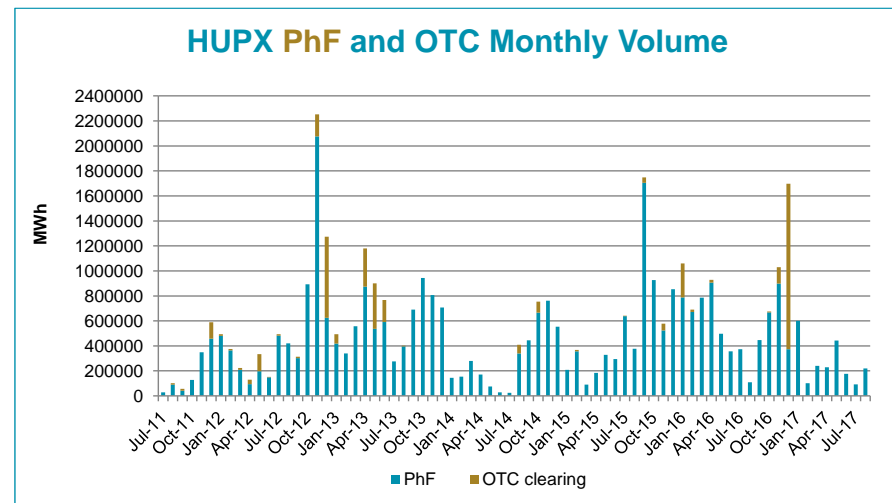
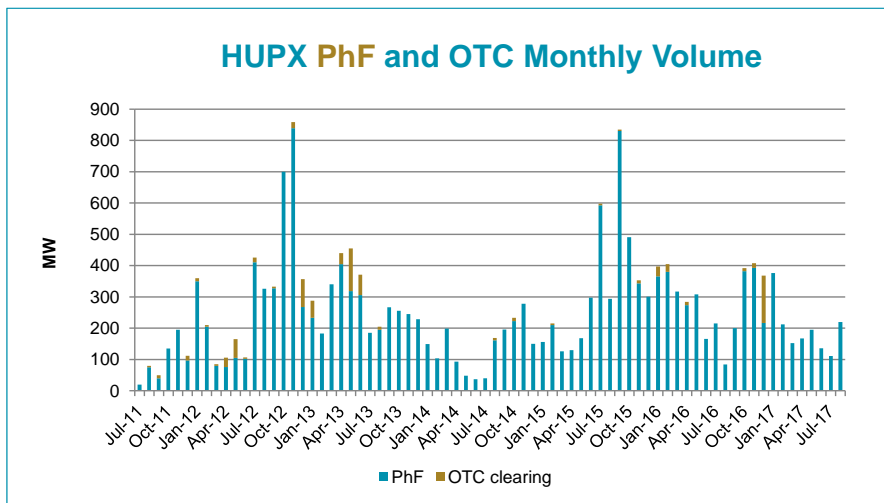
For information purposes only

HUPX Market Operations

Trading Period: 09/2017



Monthly and cumulated volumes since launch



For information purposes only

HUPX Market Operations

Trading Period: 09/2017

Traded Products in September

