

Monthly Report (May 2017)

In May the total and average daily traded volume was 443 204 MWh and 20 145,63 MWh respectively. The number of admitted members was 26 in the examined month.

#### Founder Members

- BC-Energiakereskedő Kft.
- Ezpada s.r.o.
- Holding Slovenske Elektrarne d.o.o.
- Magyar Áramszolgáltató Kft.
- Mátrai Erőmű Zrt.
- MAVIR ZRt.
- MVM Partner Zrt.

#### Partners

- Tradition Financial Services Ltd. (broker)

#### Admitted Members

- Alpiq Energy SE
- CEZ, a.s.
- Citigroup Global Markets Limited
- EDF Trading Limited
- Edison Trading S.p.A.
- EDS International SK
- Enel Trade S.p.A.
- Freepoint Commodities Europe LLP
- Gazprom Marketing & Trading Limited
- GDF SUEZ Trading SAS
- GEN-I d.o.o.
- HEP d.d.
- LE Trading a.s.
- MET Austria Energy Trade GmbH
- RWE Supply & Trading GmbH
- Sinergy Energiakereskedő Kft.
- TEI-ENERGY S.p.A
- Trailstone GmbH.
- Vitol Gas & Power B.V.

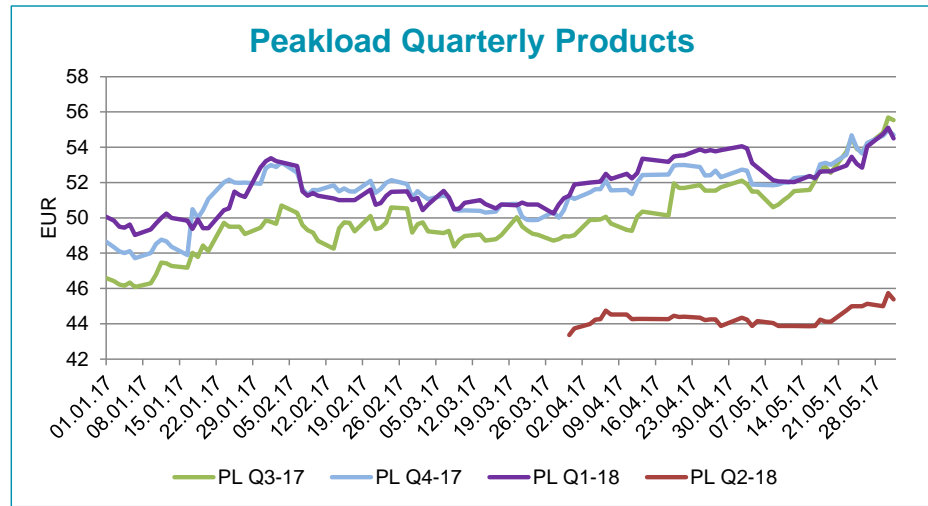
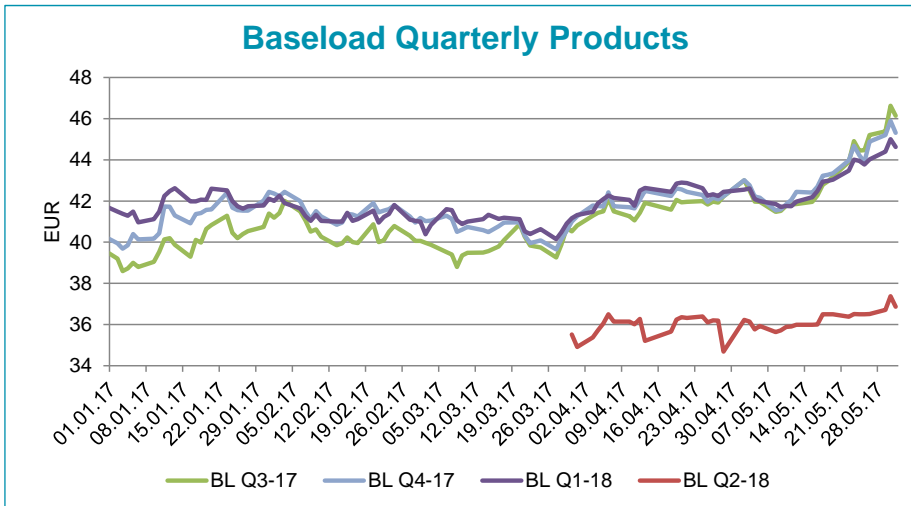
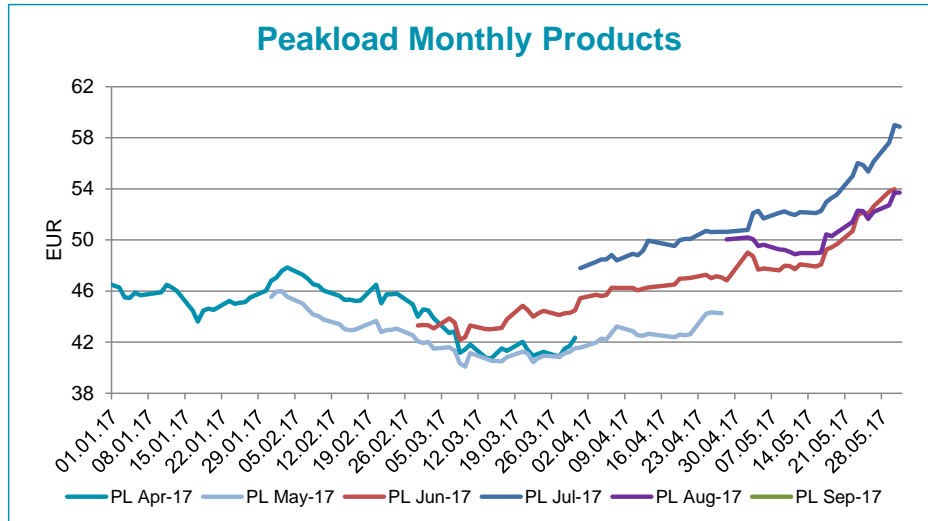
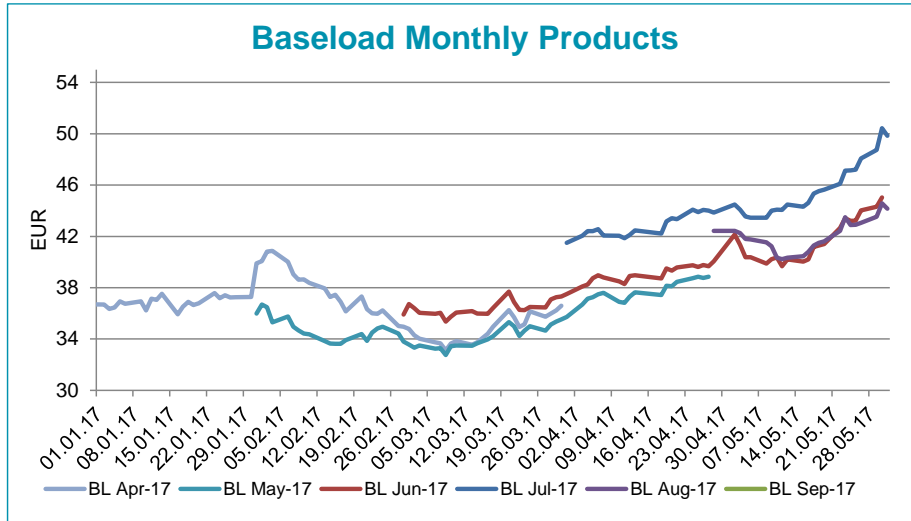
Instruments	BASE_avg	Low	High	PEAK_avg	Low	High
WK-19	43,38	42,68	44,17			
WK-20	40,91	39,37	42,70			
WK-21	40,11	38,51	42,00			
WK-22	40,67	38,75	44,18			
WK-23	41,11	38,48	43,81			
WK-24	42,00	39,26	44,90			
WK-25	43,45	41,00	45,69			
WK-26	44,59	43,68	45,76			
Jun-17	41,65	39,68	45,03	49,72	47,62	53,98
Jul-17	45,72	43,45	50,44	53,89	50,78	59,00
Aug-17	42,03	40,23	44,58	50,64	48,88	53,71
Q3-17	43,28	41,48	46,63	52,73	50,61	55,69
Q4-17	43,30	41,54	45,90	53,06	51,85	54,99
Q1-18	42,96	41,71	45,01	53,07	52,02	55,11
Q2-18	36,27	35,63	37,37	44,43	43,86	45,74
YR-18	38,96	37,90	40,76	47,01	45,89	48,88
YR-19	37,64	36,72	39,37	45,98	45,05	47,74
YR-20	37,41	36,51	39,19	45,77	44,91	47,38
Final Settlement Price of Expired Products						
Instruments	BASE		PEAK			
WK-19	42,68		-			
WK-20	39,37		-			
WK-21	41,93		-			
WK-22	44,08		-			
Jun-17	45,03		53,98			

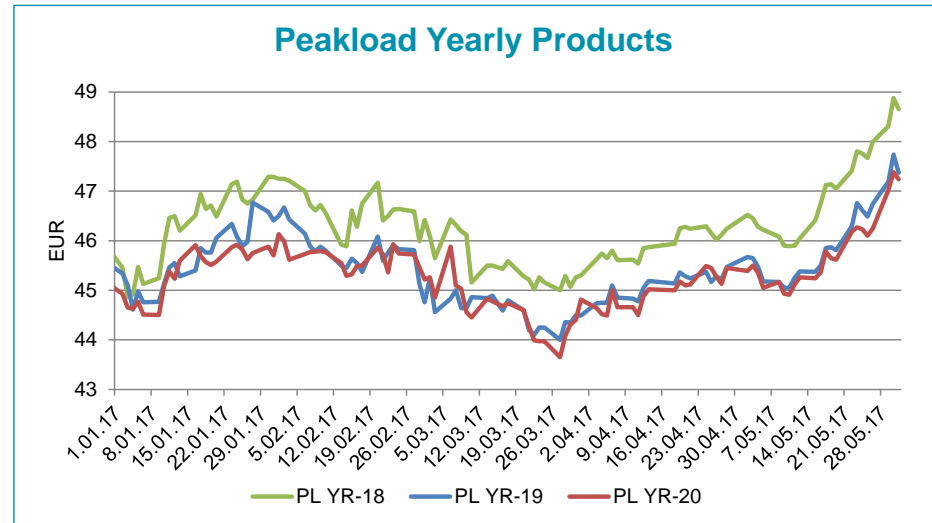
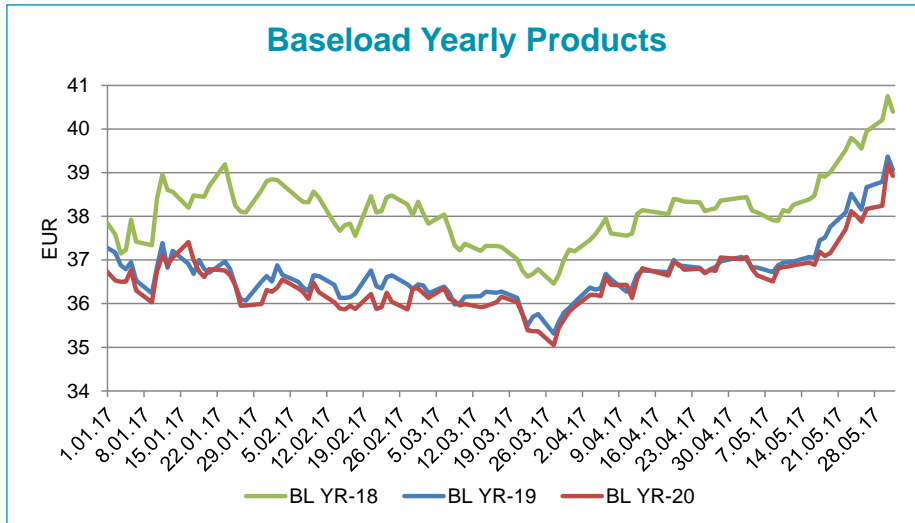
For information purposes only

HUPX Market Operations

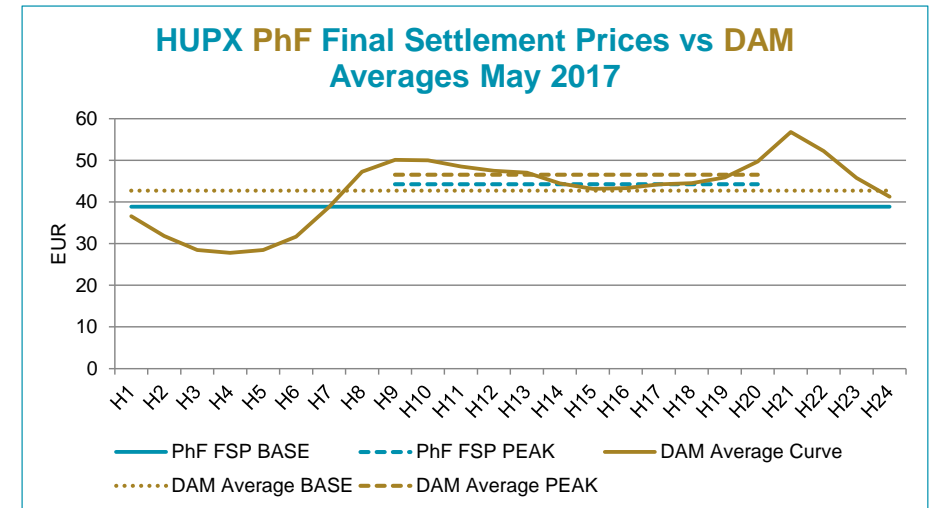
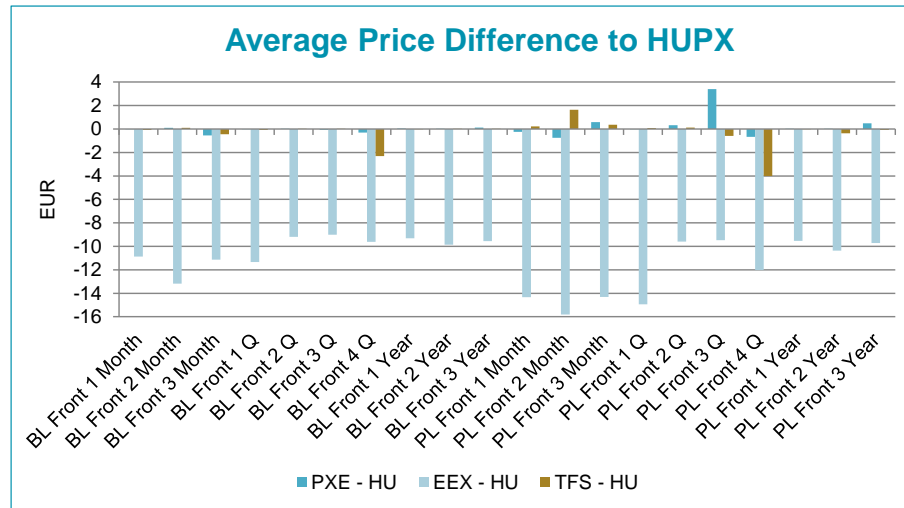
Trading Period: 05/2017

Settlement Prices





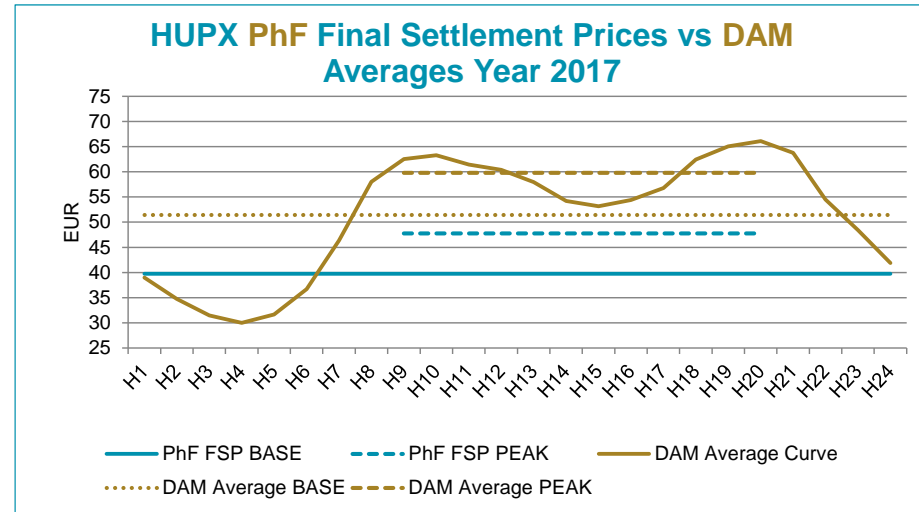
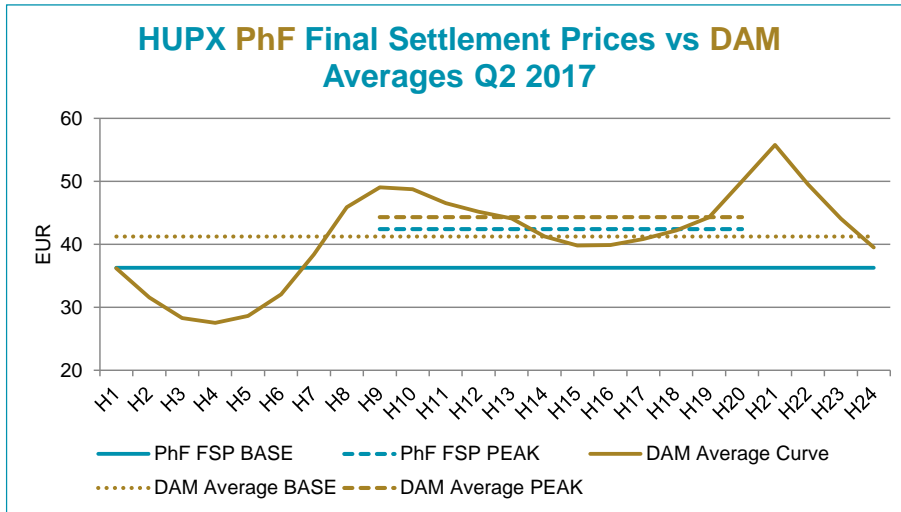
## Average Price Difference and Final Settlement Prices



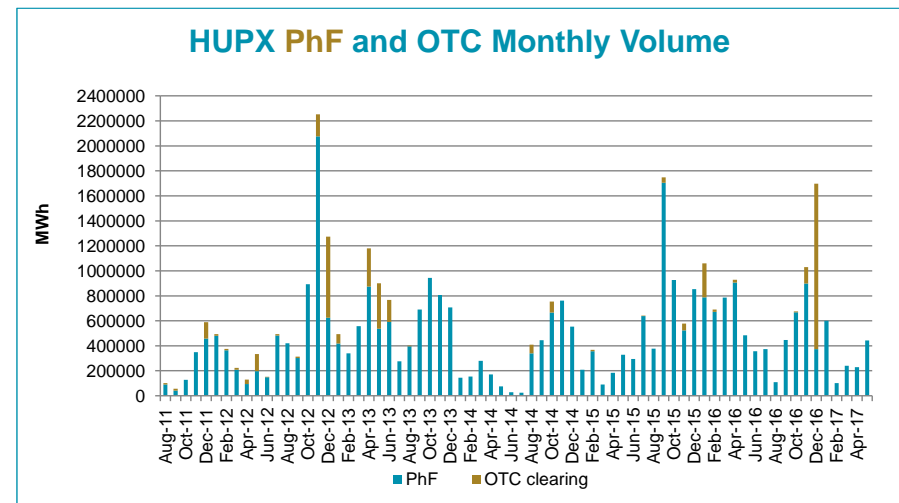
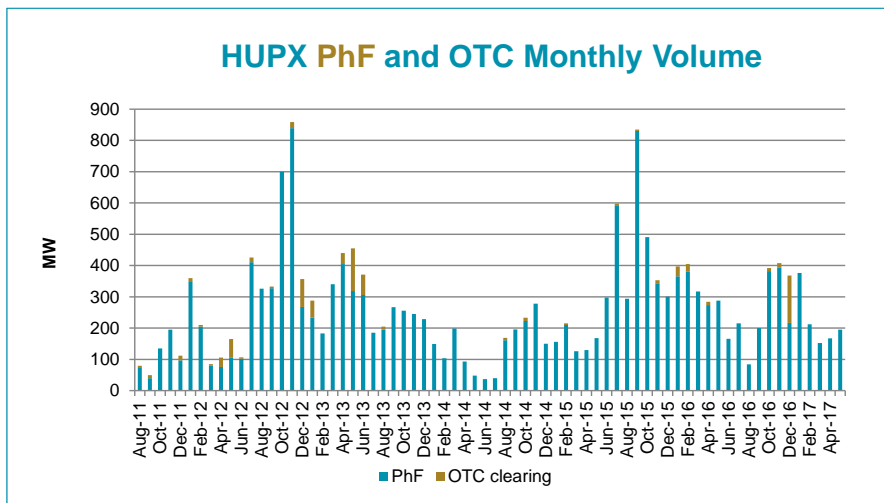
For information purposes only

HUPX Market Operations

Trading Period: 05/2017



## Monthly and cumulated volumes since launch



For information purposes only

HUPX Market Operations

Trading Period: 05/2017

Traded Products in May

