

Monthly Report (September 2018)

In September the total and average daily traded volume was 296 367 MWh and 14 818,35 MWh respectively. The number of admitted members was 19 in the examined month.



Admitted Members

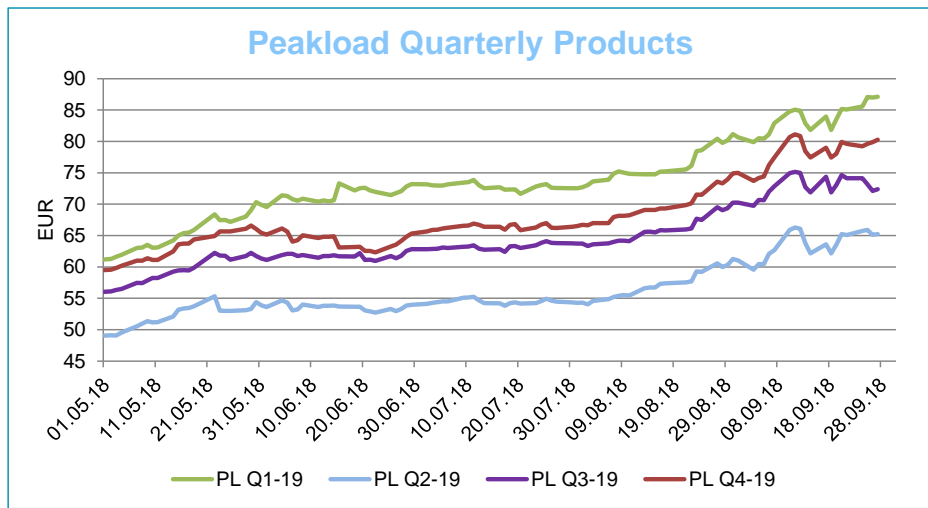
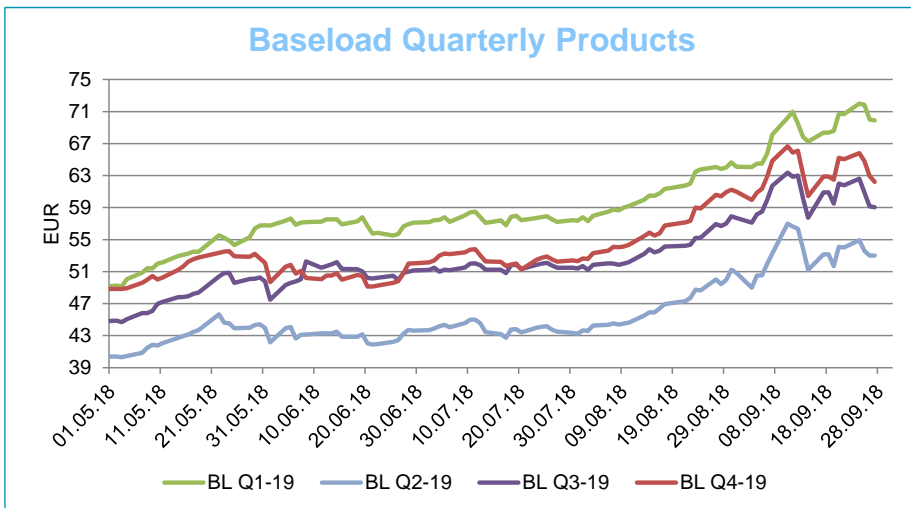
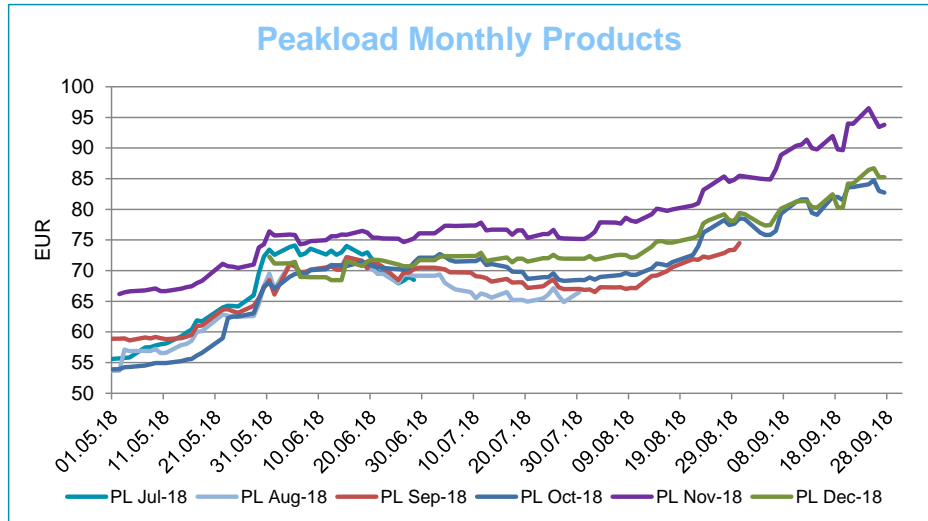
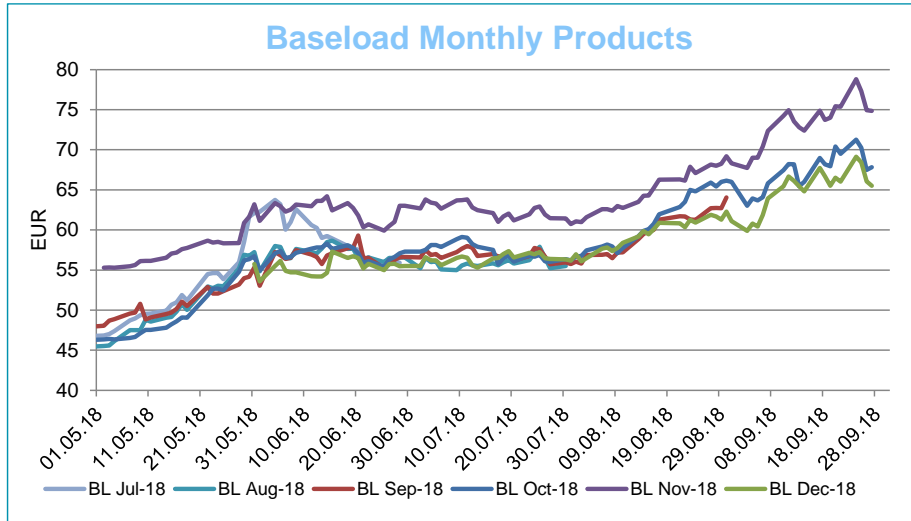
- | | | |
|---------------------------|--------------------------------------|-----------------------------------|
| →Alpiq Energy SE | →Freepoint Commodities Europe LLP | →Mátrai Erómű Zrt. |
| →BC-Energiakereskedő Kft. | →GEN-I d.o.o. | →MAVIR ZRt. |
| →CEZ, a.s. | →HEP d.d. | →MET Austria Energy Trade GmbH |
| →EDF Trading Limited | →Holding Slovenske Elektrarne d.o.o. | →MVM Partner Zrt. |
| →EDS International SK | →LE Trading a.s. | →OMV Gas Marketing & Trading GmbH |
| →Enel Trade S.p.A. | →Magyar Áramszolgáltató Kft. | →RWE Supply & Trading GmbH |
| | | →Sinergy Energiakereskedő Kft. |

Partners

- Tradition Financial Services Ltd. (broker)
- 42 Financial Services, a.s. (broker)
- ARRACO Global Markets Ltd. (broker)

Instruments	BASE_avg	Low	High	PEAK_avg	Low	High
WK-37	59,33	58,45	60,22			
WK-38	62,66	58,75	67,03			
WK-39	63,42	58,77	67,00			
WK-40	65,54	63,45	67,51			
WK-41	66,85	64,67	69,74			
WK-42	67,79	66,21	70,40			
WK-43	68,09	67,65	68,34			
WK-44	66,00	66,00	66,00			
Oct-18	67,25	63,02	71,27	80,73	75,80	84,75
Nov-18	73,53	67,73	78,80	90,70	84,90	96,50
Dec-18	65,12	59,89	69,13	81,82	77,35	86,71
Jan-18	69,58	62,63	74,22	84,74	79,14	90,21
Feb-18	71,25	66,47	75,54	86,62	84,05	90,26
Mar-18	65,49	63,38	69,12	80,29	76,43	82,98
Q4-18	68,56	63,50	73,00	84,07	79,33	88,98
Q1-19	68,69	64,08	72,00	83,87	79,88	87,12
Q2-19	53,23	49,00	57,00	63,81	59,57	66,27
Q3-19	60,45	57,11	63,38	72,88	69,74	75,13
Q4-19	63,46	59,96	66,66	78,38	73,69	81,14
Q1-20	61,60	57,35	63,62	75,50	73,08	77,10
Q2-20	47,31	45,52	48,77	59,25	56,84	61,00
YR-19	61,44	57,52	64,30	74,70	70,69	76,88
YR-20	56,00	53,24	58,11	67,89	65,73	69,79
YR-21	53,15	51,37	55,04	65,05	63,51	67,50
YR-22	53,76	52,62	55,27	65,56	64,19	67,82
YR-23	53,98	52,59	55,31	65,74	64,42	67,82
YR-24	53,29	51,84	55,33	65,81	64,21	67,82
Final Settlement Price of Expired Products						
Instruments	BASE			PEAK		
Wk35-18	61,20			-		
Wk36-18	62,28			-		
Wk37-18	65,14			-		
Wk38-18	65,61			-		
Sep-18	62,94			74,81		
Q4-18	69,44			87,20		

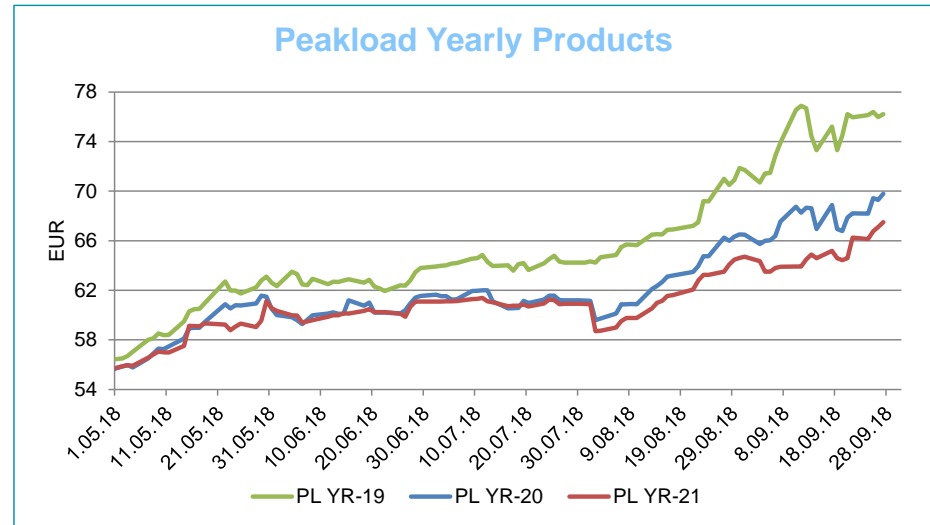
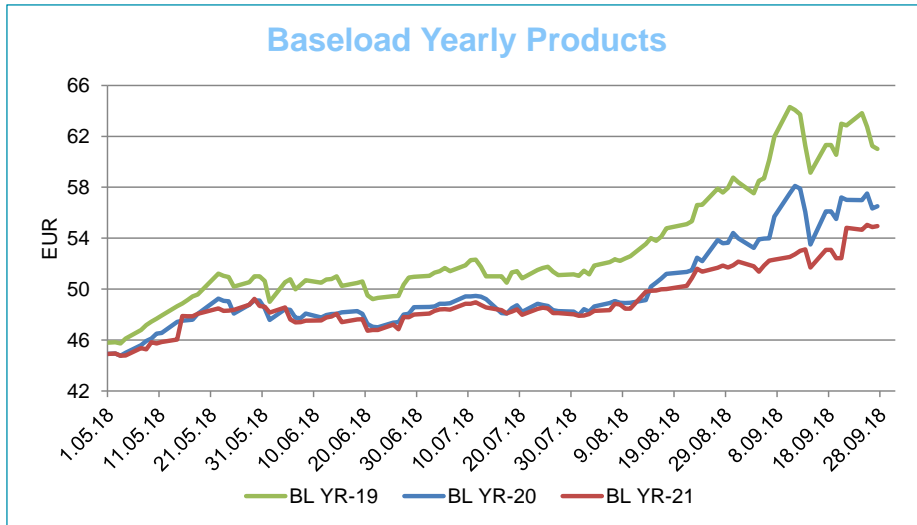
Settlement Prices



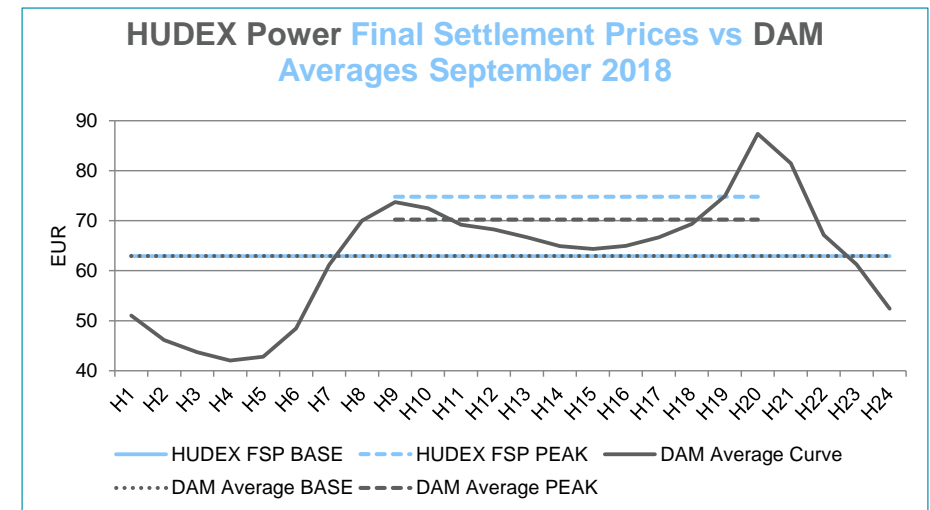
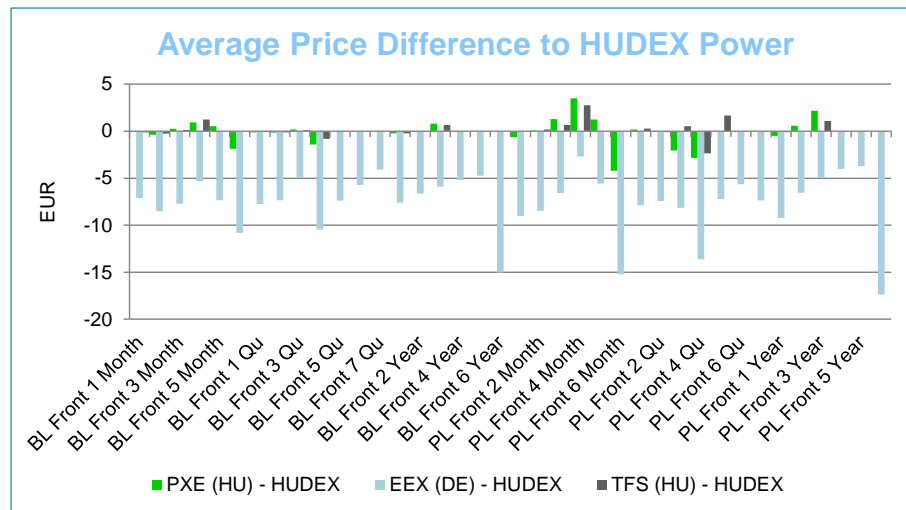
For information purposes only

HUDEX Market Operations

Trading Period: 09/2018



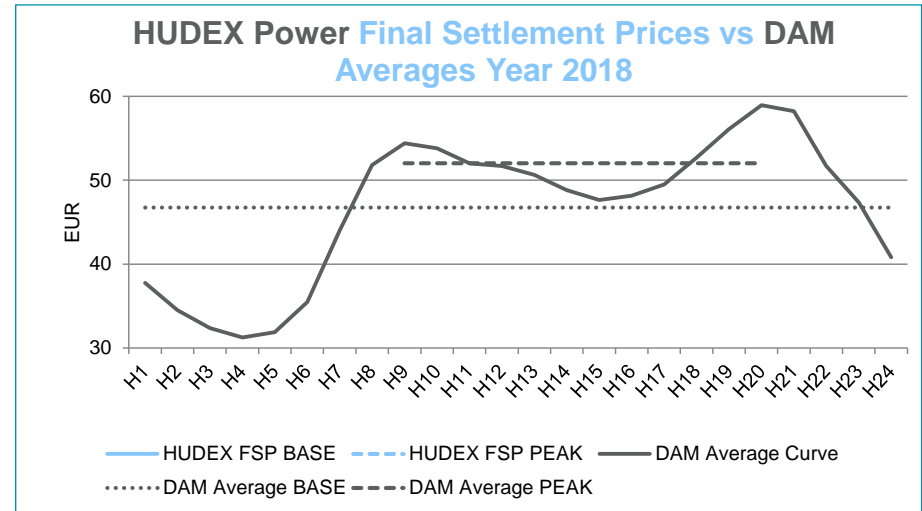
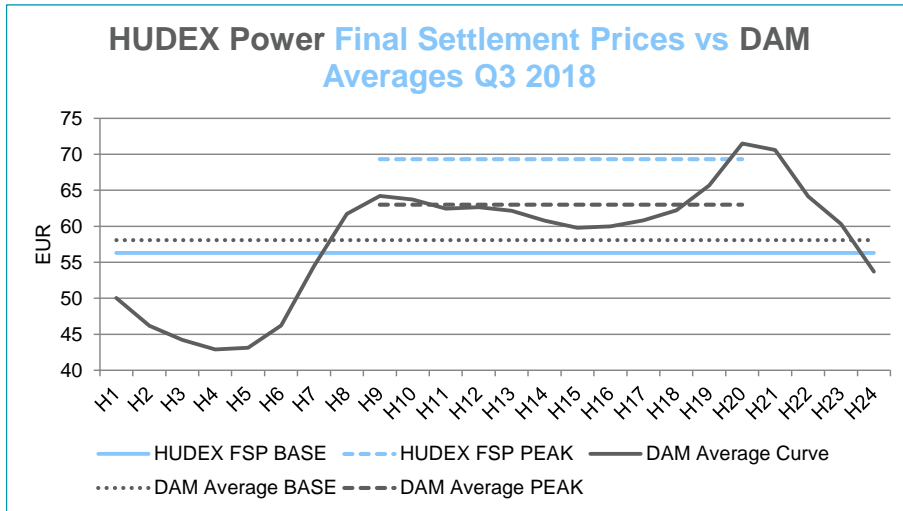
Average Price Difference and Final Settlement Prices



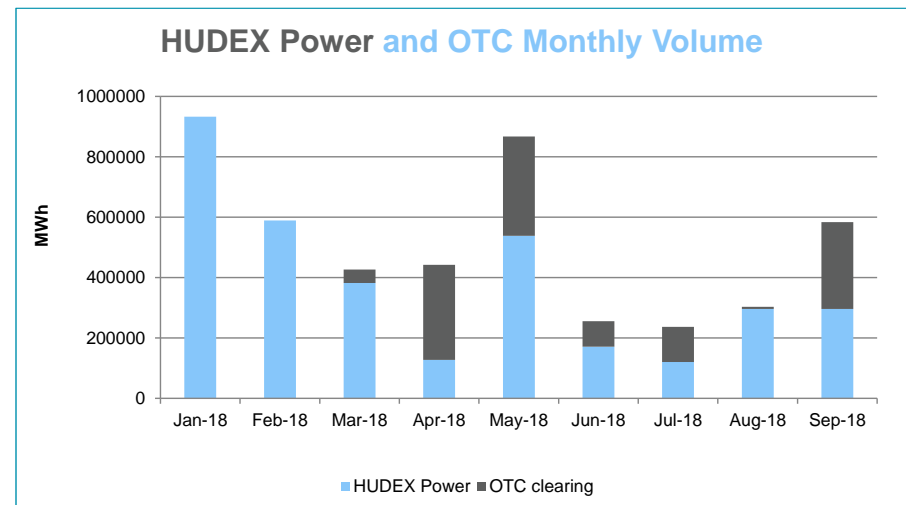
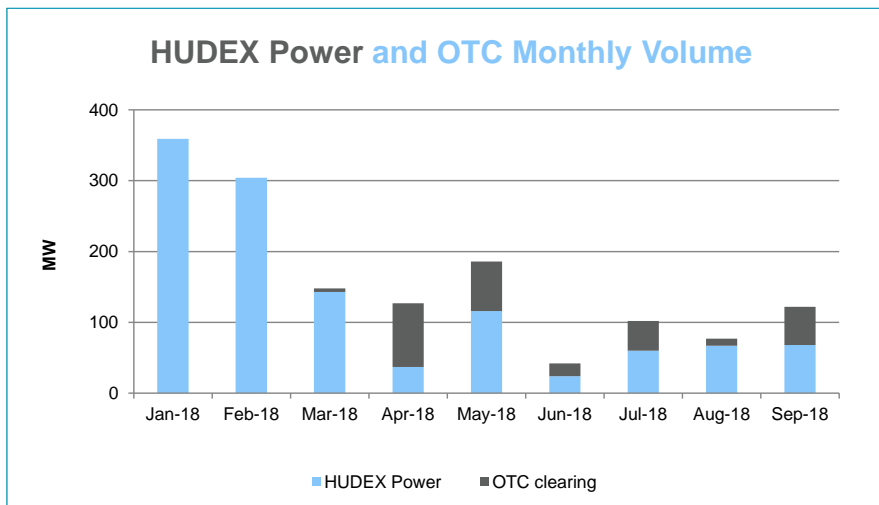
For information purposes only

HUDEX Market Operations

Trading Period: 09/2018



Monthly volumes since 03.01.2018



Traded Products in September

