

Monthly Report (July 2018)

In July the total and average daily traded volume was 120 139 MWh and 5 460,8 MWh respectively. The number of admitted members was 18 in the examined month.



Admitted Members

- | | | |
|---------------------------|--------------------------------------|--------------------------------|
| →Alpiq Energy SE | →Freepoint Commodities Europe LLP | →Mátrai Erómű Zrt. |
| →BC-Energiakereskedő Kft. | →GEN-I d.o.o. | →MAVIR ZRT. |
| →CEZ, a.s. | →HEP d.d. | →MET Austria Energy Trade GmbH |
| →EDF Trading Limited | →Holding Slovenske Elektrarne d.o.o. | →MVM Partner Zrt. |
| →EDS International SK | →LE Trading a.s. | →RWE Supply & Trading GmbH |
| →Enel Trade S.p.A. | →Magyar Áramszolgáltató Kft. | →Sinergy Energiakereskedő Kft. |

Partners

- Tradition Financial Services Ltd. (broker)
- 42 Financial Services, a.s. (broker)
- ARRACO Global Markets Ltd. (broker)

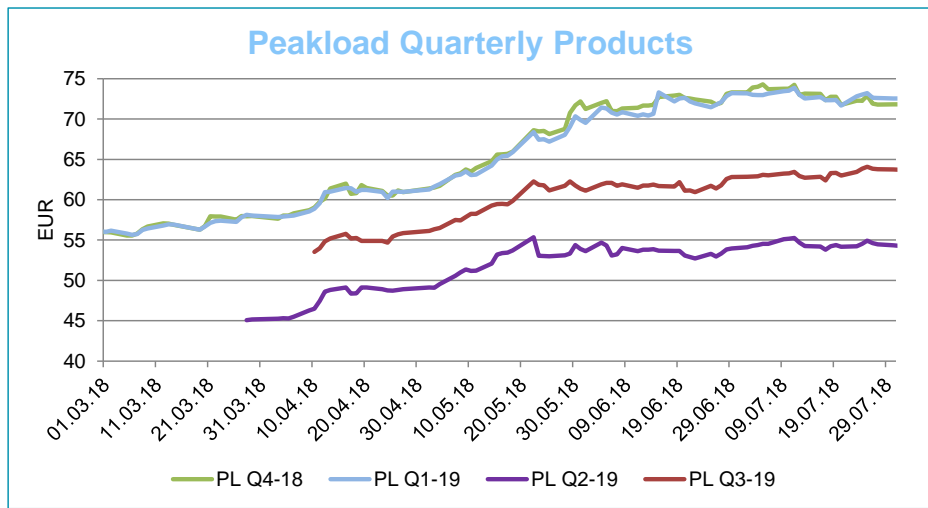
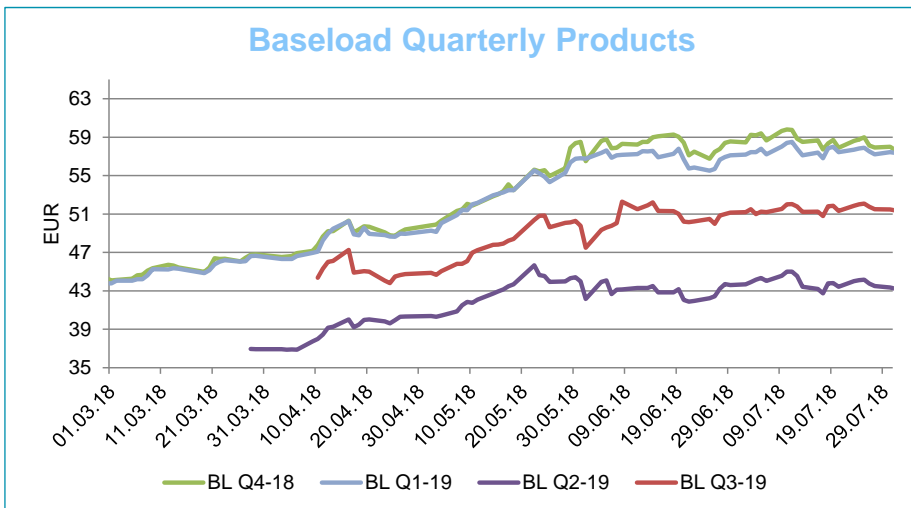
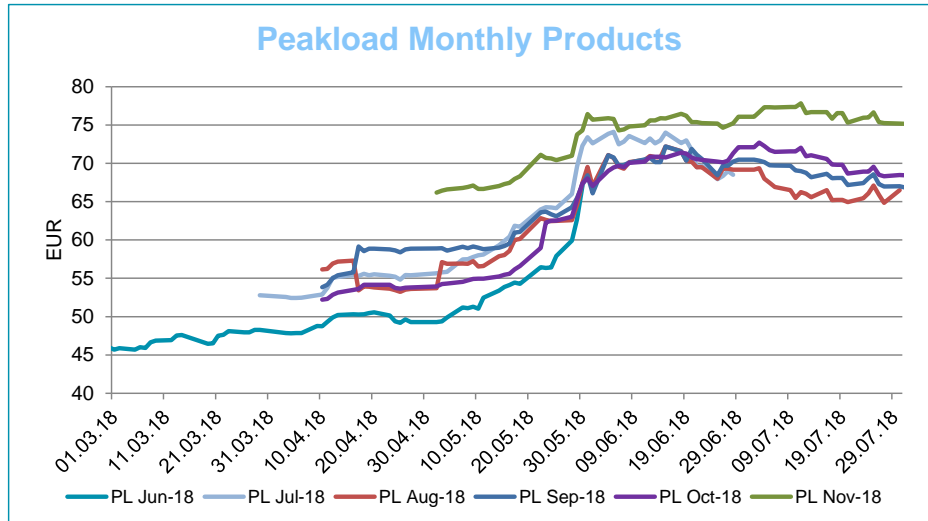
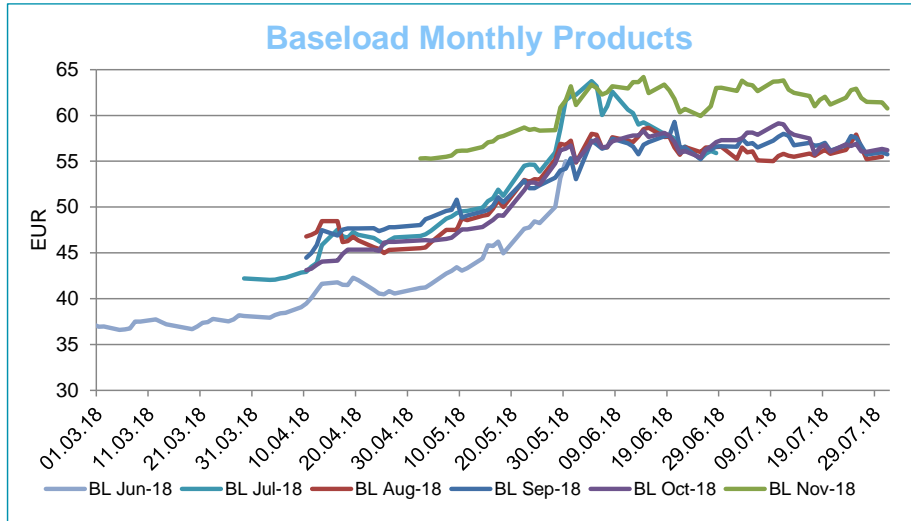
Instruments	BASE_avg	Low	High	PEAK_avg	Low	High
WK-28	50,28	50,07	50,73			
WK-29	54,36	52,92	55,30			
WK-30	54,98	53,50	56,92			
WK-31	55,82	54,25	58,20			
WK-32	55,42	53,00	58,01			
WK-33	56,15	54,74	57,77			
WK-34	57,21	56,06	57,96			
WK-35	56,07	55,91	56,19			
Aug-18	55,91	55,00	57,92	66,37	64,85	69,38
Sep-18	56,90	55,73	57,99	68,52	66,86	70,49
Oct-18	57,26	55,75	59,13	70,33	68,33	72,70
Nov-18	62,43	60,75	63,81	76,42	75,17	77,85
Dec-18	56,42	55,28	57,35	72,06	71,34	72,90
Jan-18	59,35	58,77	59,98	77,15	76,33	78,02
Q4-18	58,68	57,68	59,80	72,93	71,77	74,31
Q1-19	57,61	56,80	58,50	72,84	71,66	73,87
Q2-19	43,89	42,75	45,00	54,48	53,80	55,25
Q3-19	51,54	50,80	52,08	63,25	62,39	64,09
Q4-19	52,59	51,28	53,79	66,37	65,68	66,98
Q1-20	52,84	52,46	53,37	67,20	66,88	67,49
Q2-20	43,94	43,74	44,28	53,53	53,22	53,84
YR-19	51,39	50,50	52,32	64,21	63,58	64,84
YR-20	48,70	47,97	49,46	61,33	60,53	62,01
YR-21	48,37	47,91	48,96	61,02	60,70	61,38
YR-22	48,92	48,61	49,23	61,43	61,15	61,70
YR-23	49,03	48,77	49,32	61,61	61,31	61,87
YR-24	48,96	48,70	49,25	61,62	61,36	61,87
Final Settlement Price of Expired Products						
Instruments	BASE			PEAK		
Wk26-18	46,33			-		
Wk27-18	46,52			-		
Wk28-18	51,81			-		
Wk29-18	52,12			-		
Wk30-18	54,04			-		
Jul-18	50,95			58,21		

For information purposes only

HUDEX Market Operations

Trading Period: 07/2018

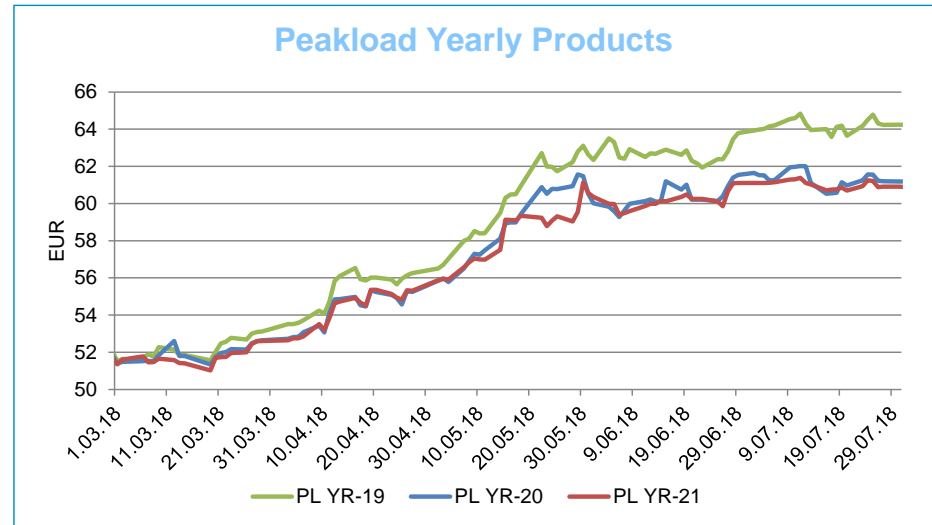
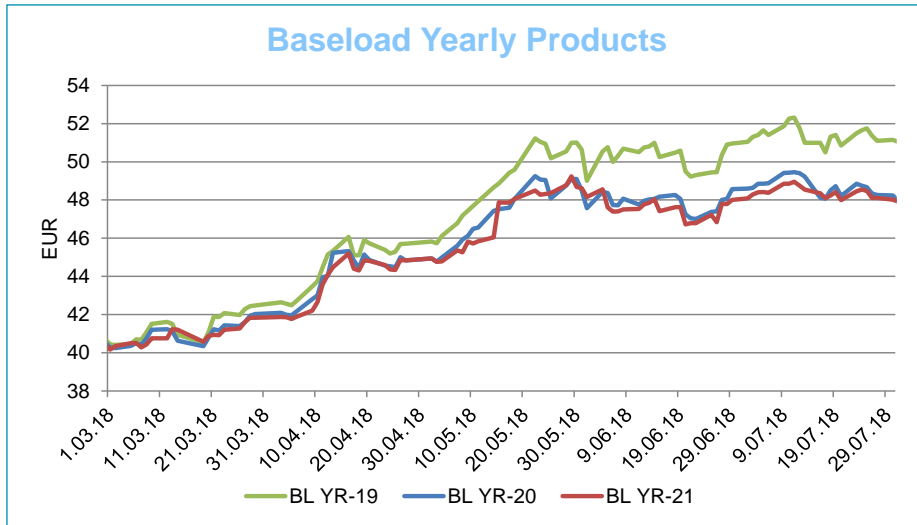
Settlement Prices



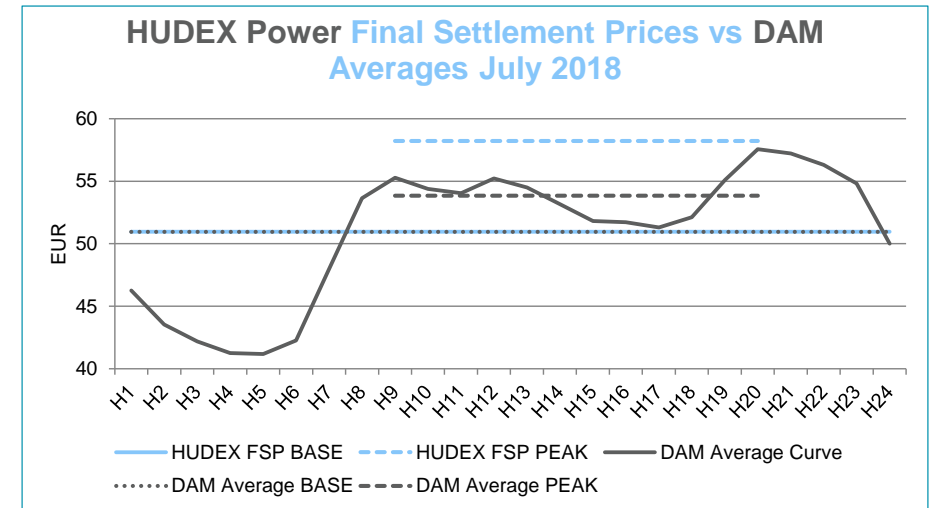
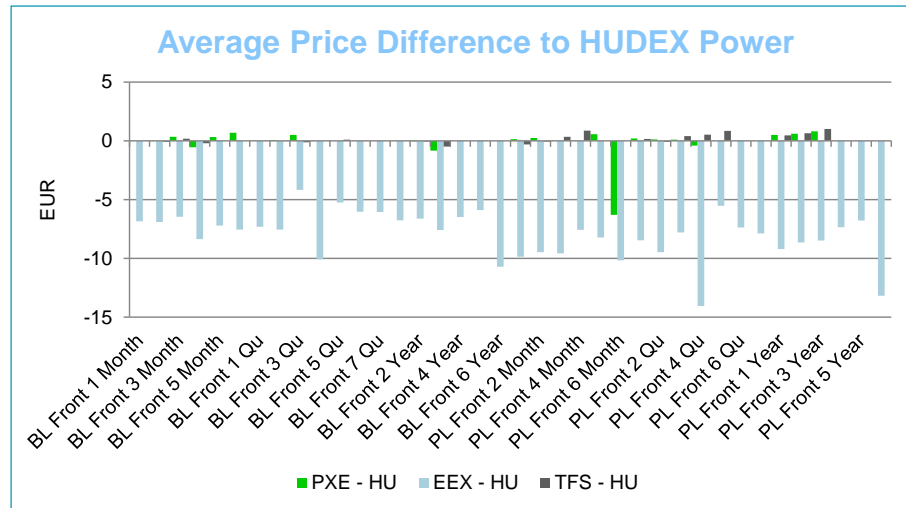
For information purposes only

HUDEX Market Operations

Trading Period: 07/2018



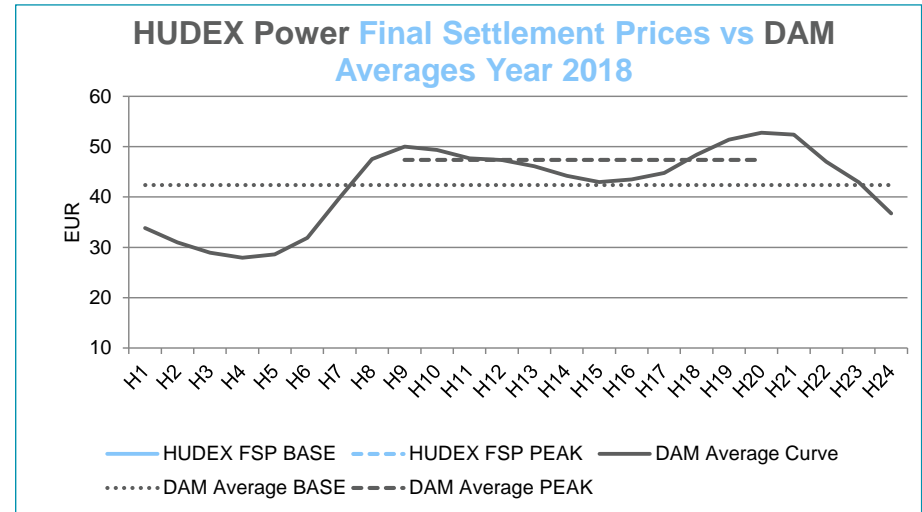
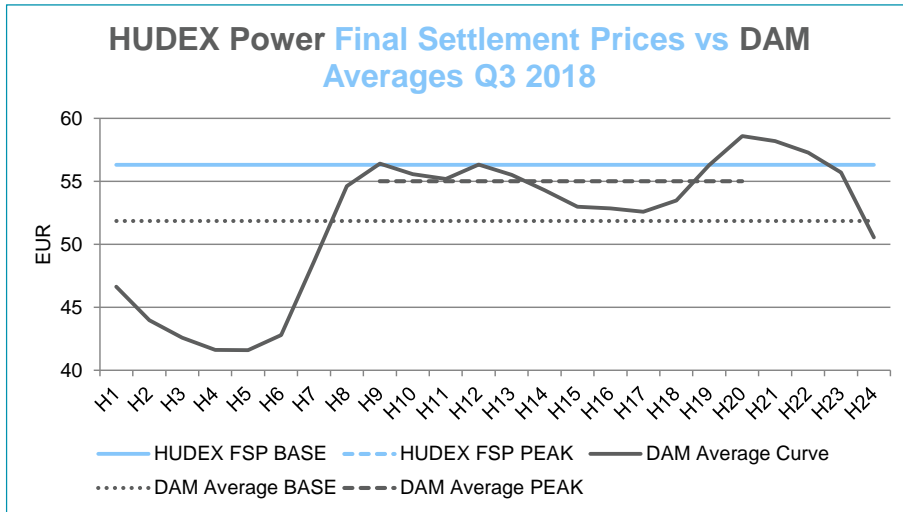
Average Price Difference and Final Settlement Prices



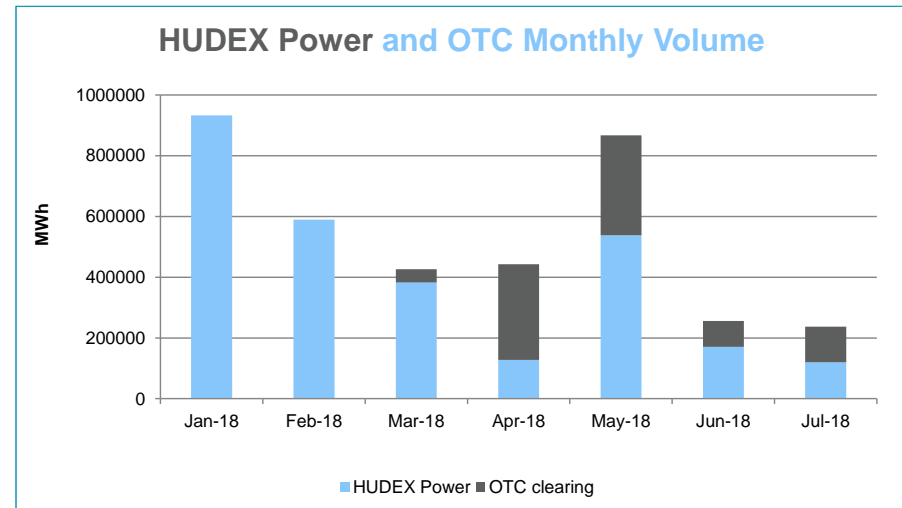
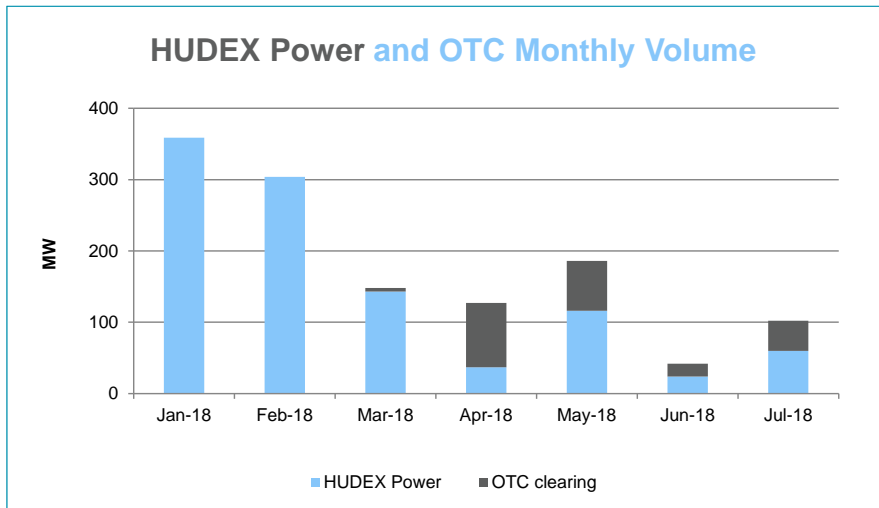
For information purposes only

HUDEX Market Operations

Trading Period: 07/2018



Monthly volumes since 01.01.2018



Traded Products in July

