

Monthly Report (August 2018)

In August the total and average daily traded volume was 296 138 MWh and 13 460,8 MWh respectively. The number of admitted members was 18 in the examined month.



Admitted Members

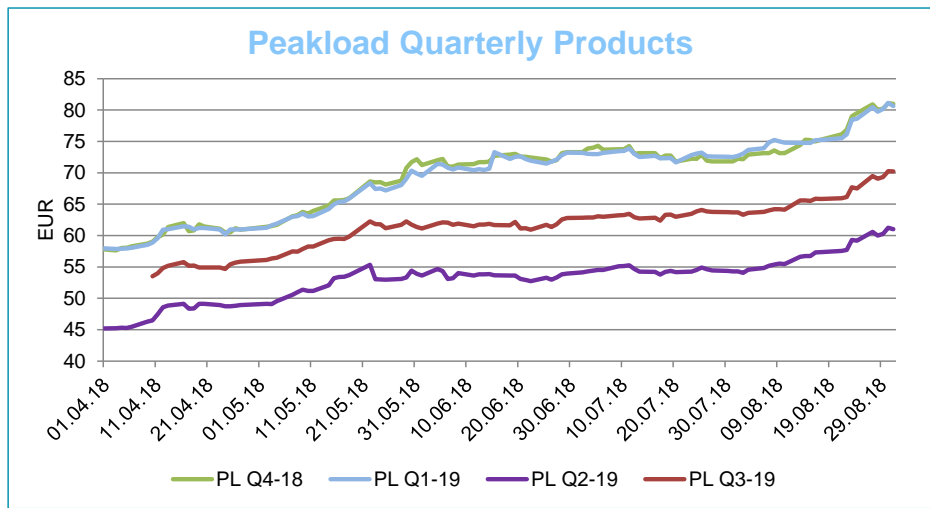
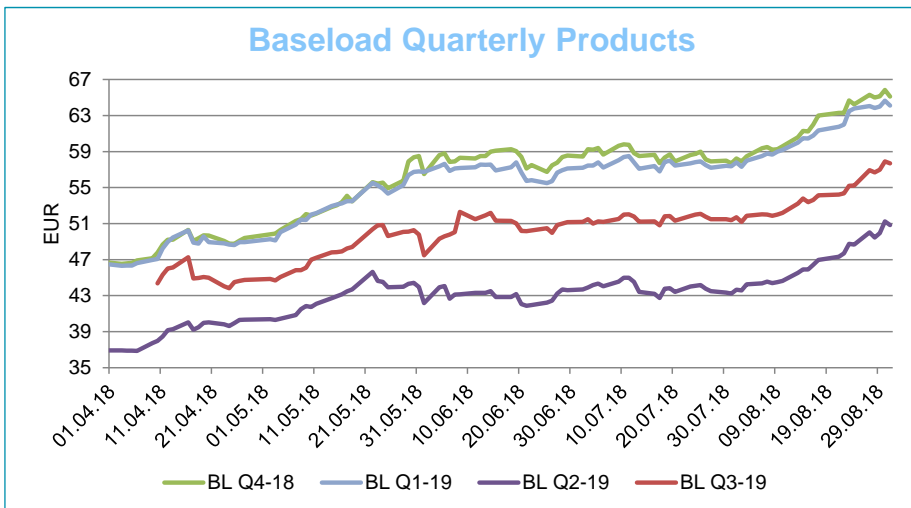
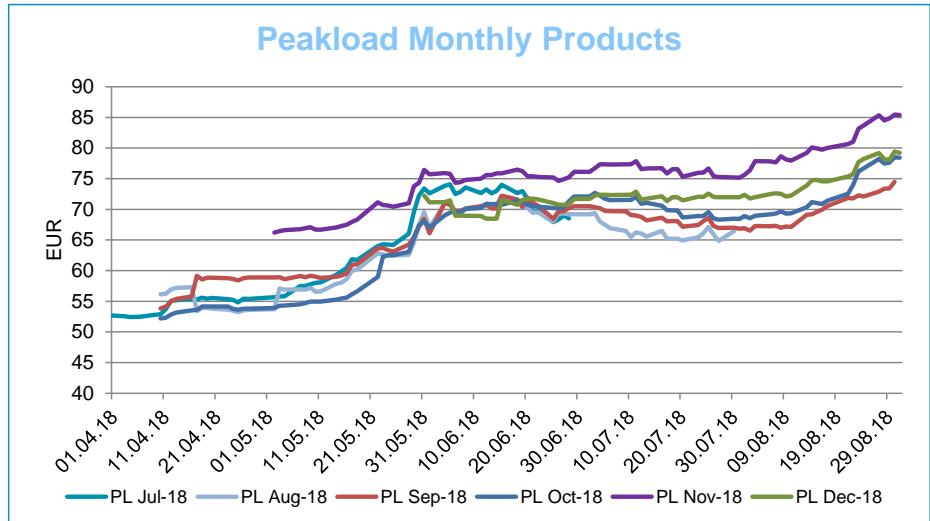
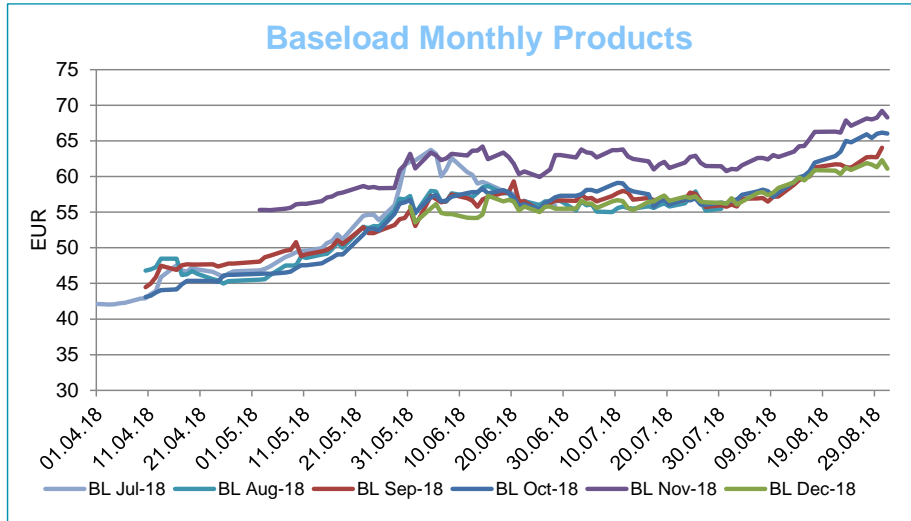
- | | | |
|---------------------------|--------------------------------------|--------------------------------|
| →Alpiq Energy SE | →Freepoint Commodities Europe LLP | →Mátrai Erőmű Zrt. |
| →BC-Energiakereskedő Kft. | →GEN-I d.o.o. | →MAVIR ZRt. |
| →CEZ, a.s. | →HEP d.d. | →MET Austria Energy Trade GmbH |
| →EDF Trading Limited | →Holding Slovenske Elektrarne d.o.o. | →MVM Partner Zrt. |
| →EDS International SK | →LE Trading a.s. | →RWE Supply & Trading GmbH |
| →Enel Trade S.p.A. | →Magyar Áramszolgáltató Kft. | →Sinergy Energiakereskedő Kft. |

Partners

- Tradition Financial Services Ltd. (broker)
- 42 Financial Services, a.s. (broker)
- ARRACO Global Markets Ltd. (broker)

Instruments	BASE_avg	Low	High	PEAK_avg	Low	High
WK-28	56,55	56,50	56,60			
WK-29	54,25	53,00	56,82			
WK-30	58,41	55,67	62,95			
WK-31	58,47	55,62	64,00			
WK-32	58,99	55,80	65,15			
WK-33	60,17	57,07	64,66			
WK-34	61,18	60,00	62,42			
WK-35	61,66	61,00	62,41			
Sep-18	59,57	55,80	64,04	69,86	66,51	74,50
Oct-18	61,25	56,70	66,15	72,62	68,54	78,52
Nov-18	65,00	60,98	69,20	80,59	75,65	85,47
Dec-18	59,53	56,08	62,30	75,08	71,79	79,40
Jan-18	59,85	58,35	62,38	76,54	75,63	79,27
Feb-18	63,08	57,39	66,17	80,04	70,95	83,97
Q4-18	61,89	57,90	65,85	76,06	72,17	81,12
Q1-19	61,00	57,30	64,65	76,31	72,71	81,15
Q2-19	46,75	43,59	51,25	57,32	54,05	61,26
Q3-19	54,01	51,20	57,90	66,13	63,32	70,26
Q4-19	56,58	52,57	61,23	69,97	66,62	75,00
Q1-20	55,34	53,00	57,10	69,92	67,04	72,38
Q2-20	44,17	43,33	45,40	54,79	53,12	56,35
YR-19	54,57	51,15	58,75	67,40	64,23	71,87
YR-20	50,86	48,23	54,40	63,00	59,59	66,50
YR-21	50,00	47,93	52,16	61,58	58,70	64,71
YR-22	50,81	48,57	53,16	62,33	60,05	65,21
YR-23	51,63	48,90	53,41	63,00	61,04	65,76
YR-24	50,01	48,90	51,97	62,21	61,53	64,21
Final Settlement Price of Expired Products						
Instruments	BASE			PEAK		
Wk31-18	58,57			-		
Wk32-18	58,79			-		
Wk33-18	58,61			-		
Wk34-18	63,20			-		
Aug-18	60,45			68,24		

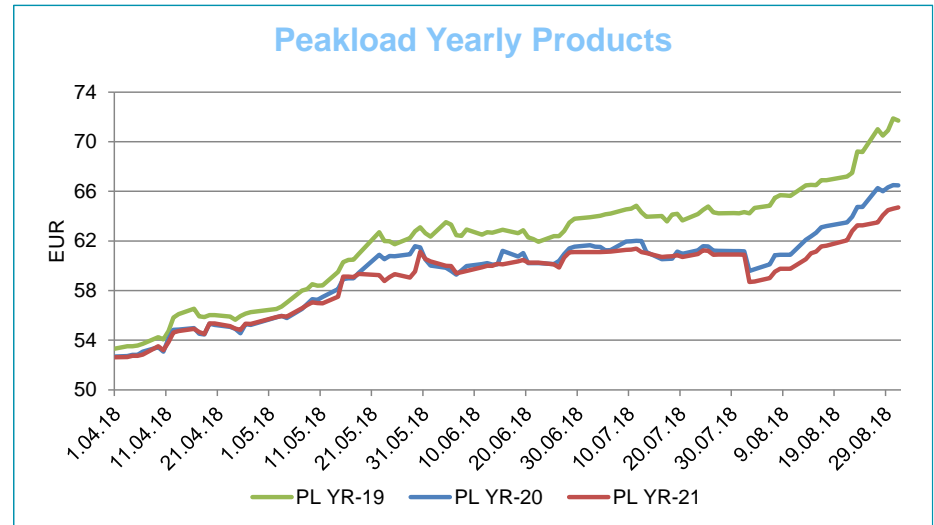
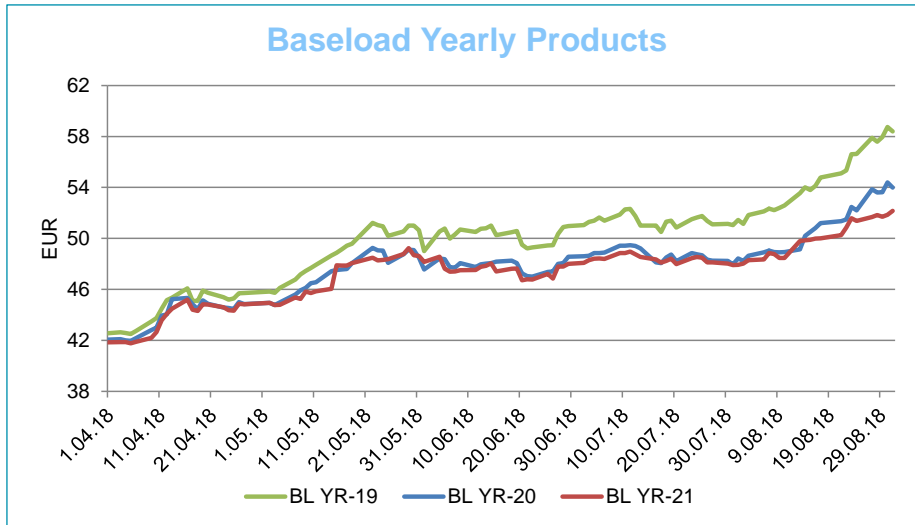
Settlement Prices



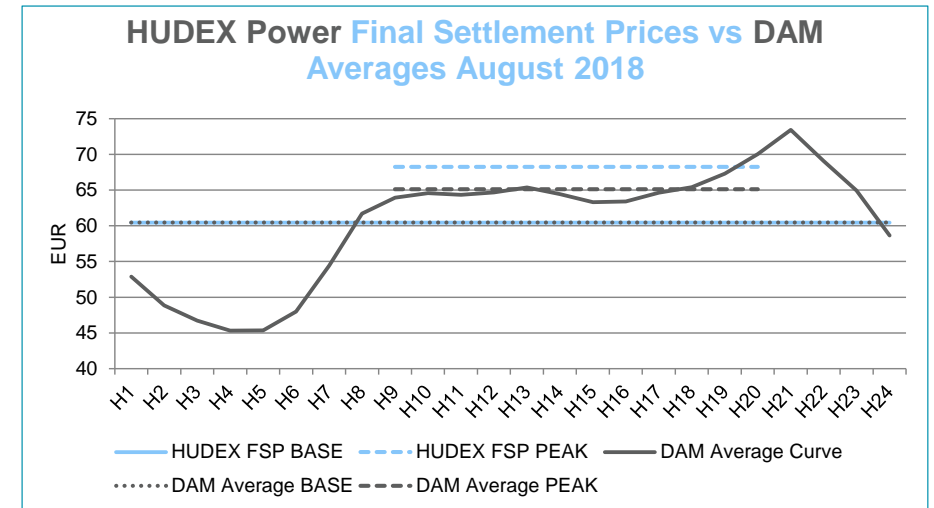
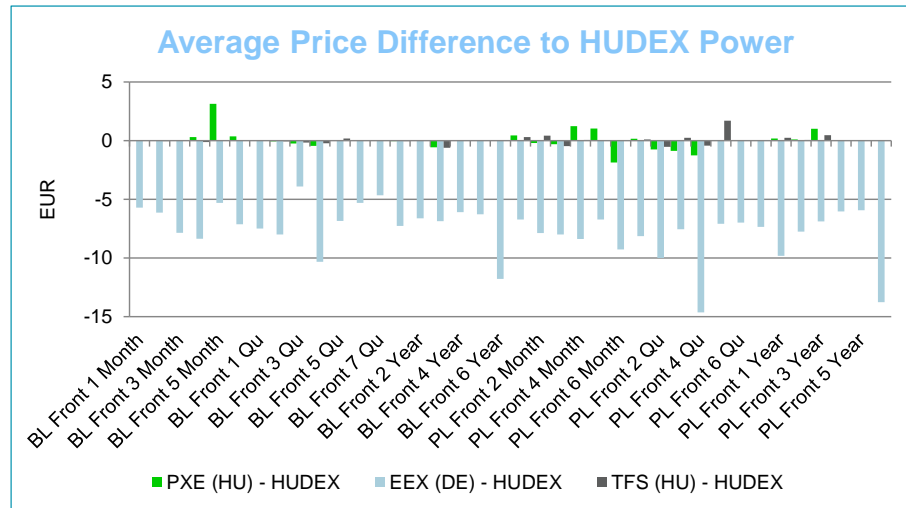
For information purposes only

HUDEX Market Operations

Trading Period: 08/2018



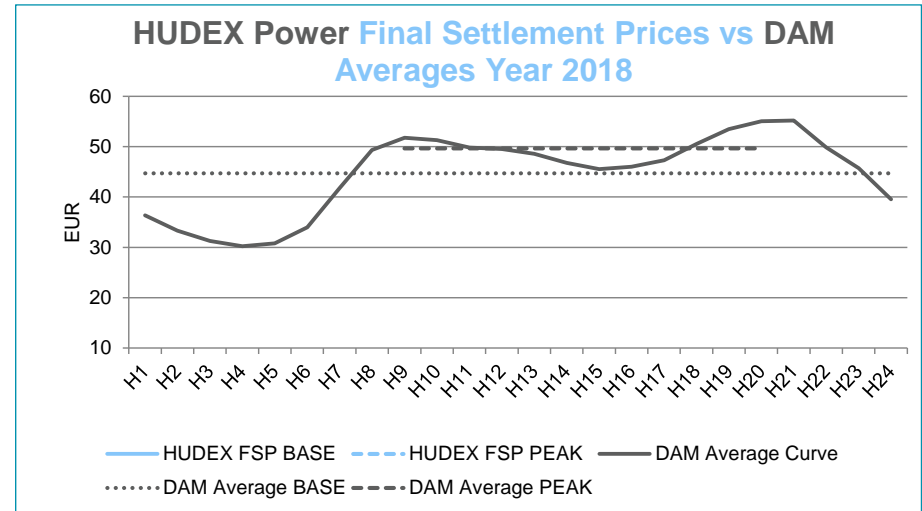
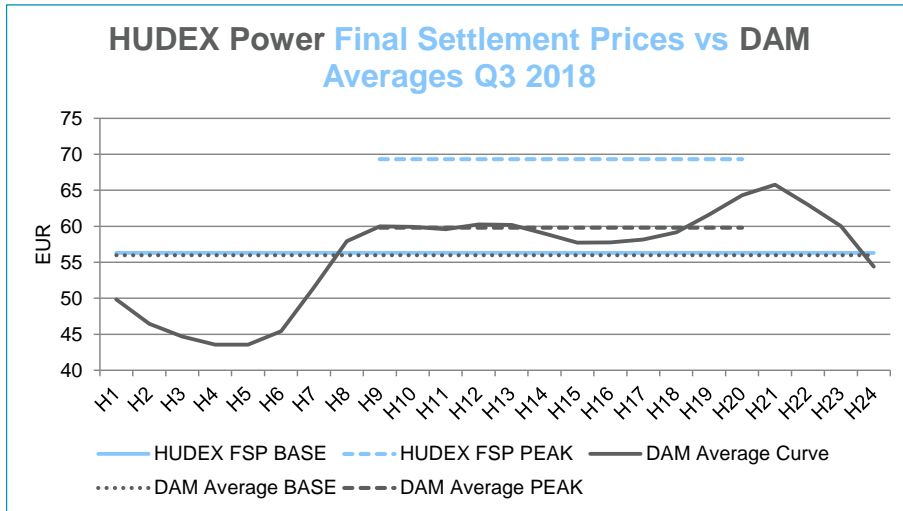
Average Price Difference and Final Settlement Prices



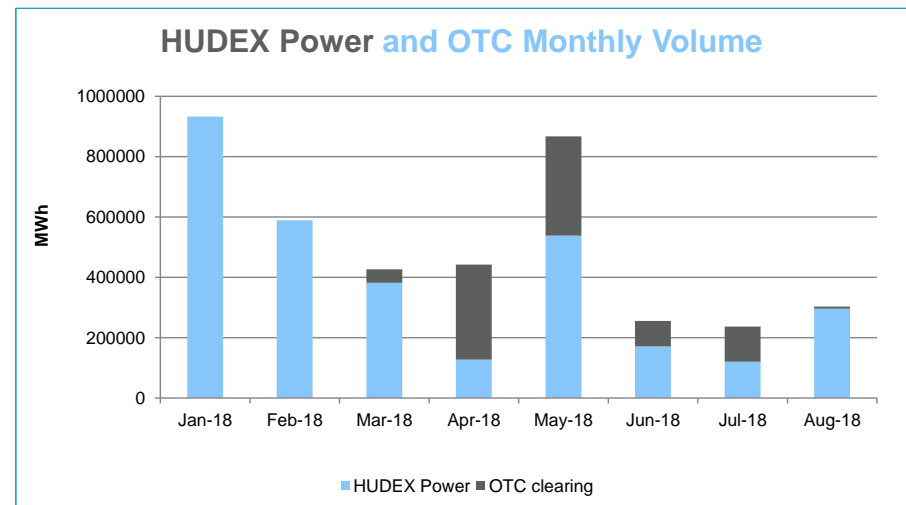
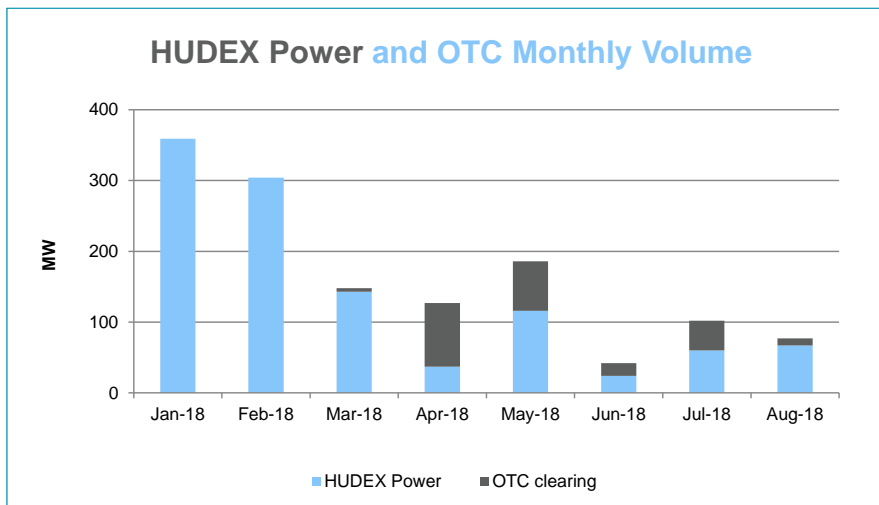
For information purposes only

HUDEX Market Operations

Trading Period: 08/2018



Monthly volumes since 03.01.2018



Traded Products in August

