

**Volume**
**207 GWh**  
 -66% MoM

**# of Trades**
**31**  
 -35% MoM

**Daily Record**
**88 GWh**  
 2024.12.06.

 Product w/  
 Highest Vol.

**BL YR-25**  
 114 GWh

 Product w/  
 Most Deals

**BL Jan-25**  
 11

# HUDEX Power

## Monthly Report

### /December 2024

In December, the total traded volume on HUDEX Power decreased by **66%** to **206 637 MWh**. The average daily volume was **11 428 MWh**; the highest daily volume was **87 600 MWh** on 2024.12.06. business day. HUDEX Power ended the month with 31 members.

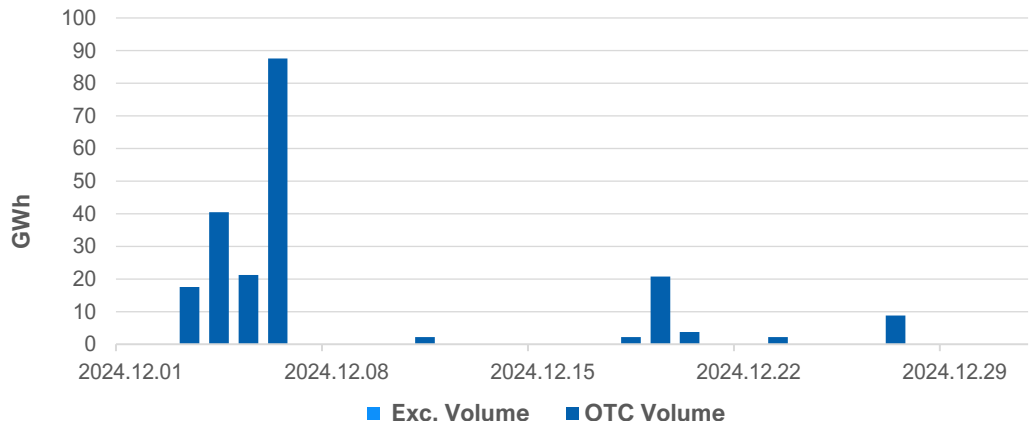
### Summary of Results

Volume Data	Monthly (MWh)	Change MoM (%)	YTD (MWh)
Total Traded Volume	206 637	-66%	4 340 731
Exchange Volume	-	N/A	33 217
OTC Volume	206 637	-66%	4 307 514
Average Daily Volume	11 480	-62%	17 433
Highest Daily Volume	87 600	0%	132 888

### Expired BL Products

Product	FSP (€/MWh)	Total Volume (MWh)	# of Trades
BL Wk48-24	137,92	-	-
BL Wk49-24	157,28	-	-
BL Wk50-24	189,06	-	-
BL Wk51-24	120,79	-	-
BL Wk52-24	114,77	-	-
BL Dec-24	143,86	3 720	1
BL Q4-24	100,11	196 601	39
BL YR-24	104,77	6 298 128	338

### Daily Volumes



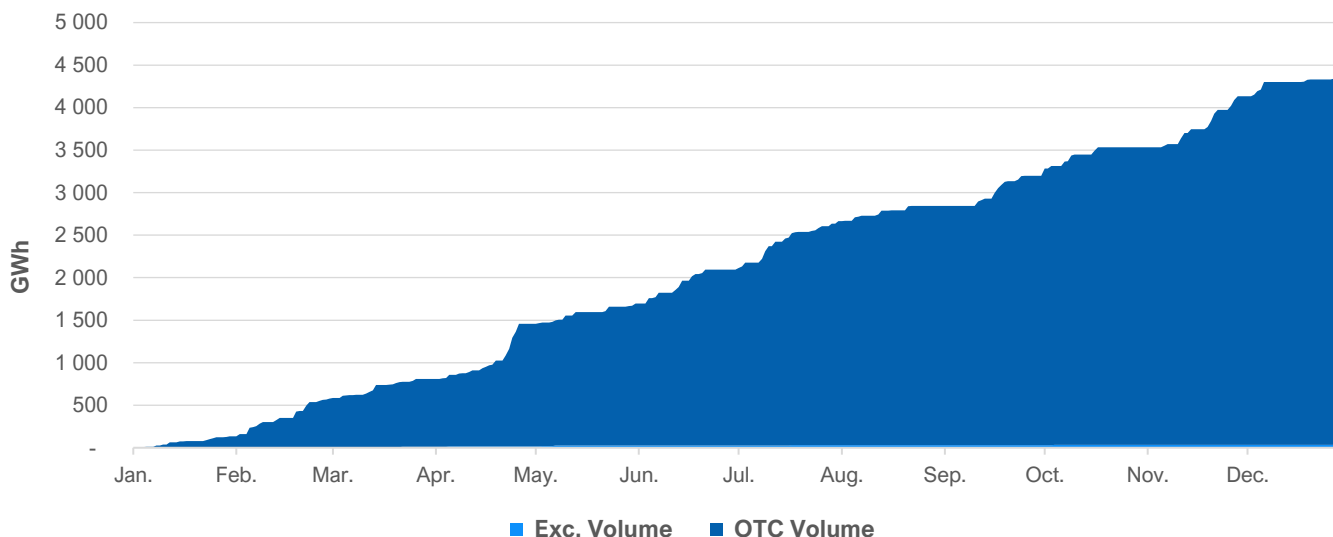
**Total Traded Volume: 206 637 MWh**

# Volume Charts


## Monthly Volumes



## Yearly Cumulative Volume

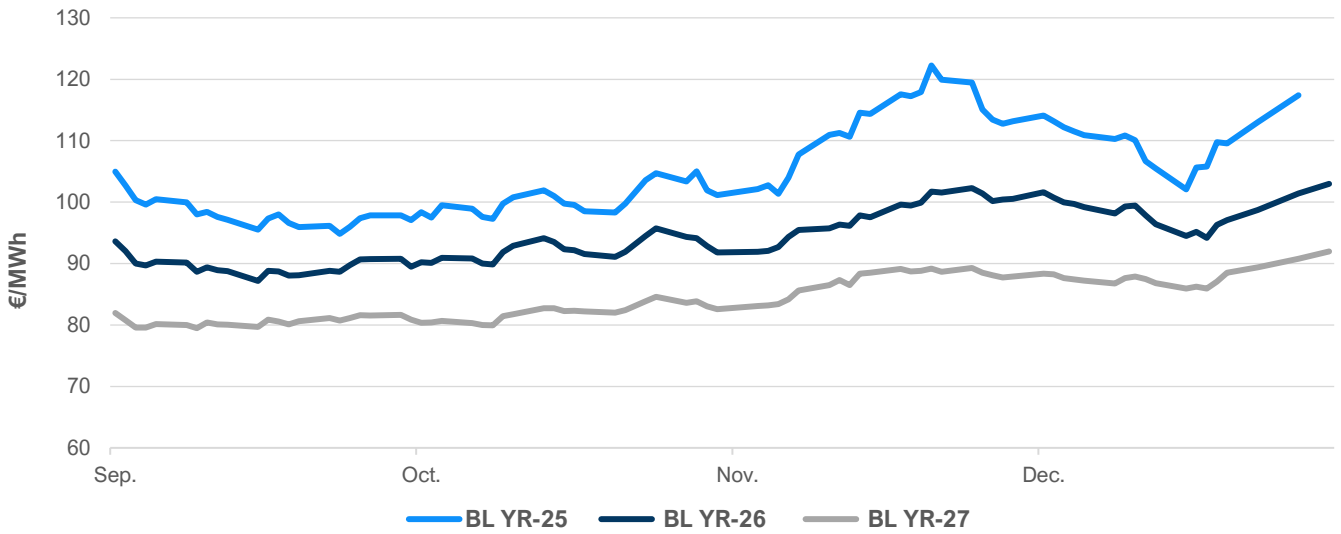


## Exchange vs. OTC Volume

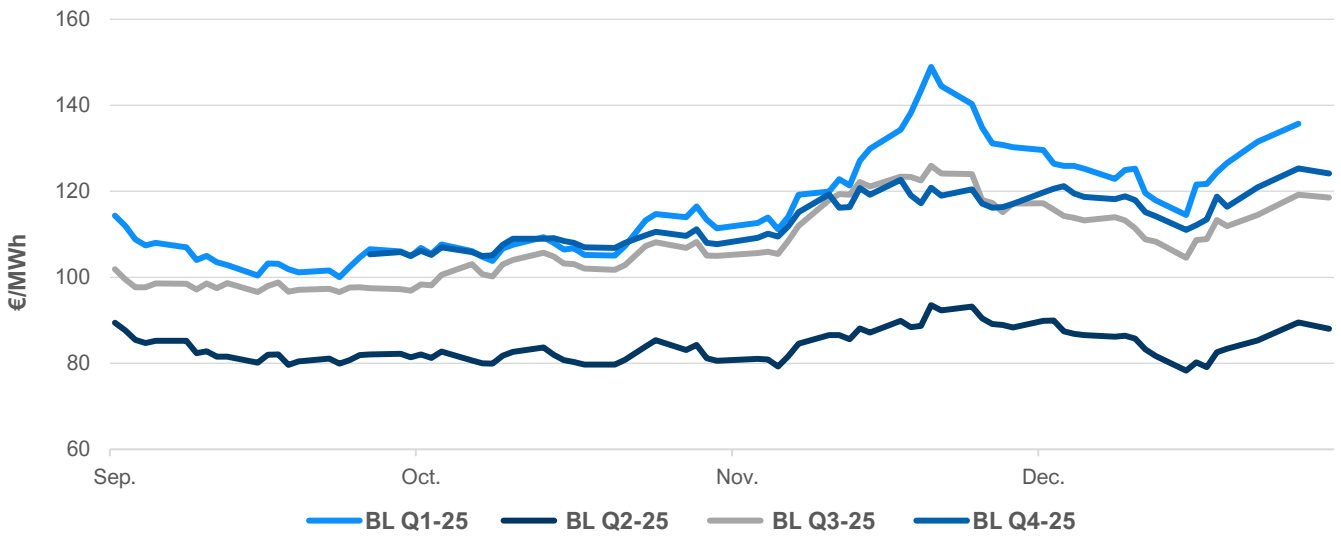


# Settlement Prices

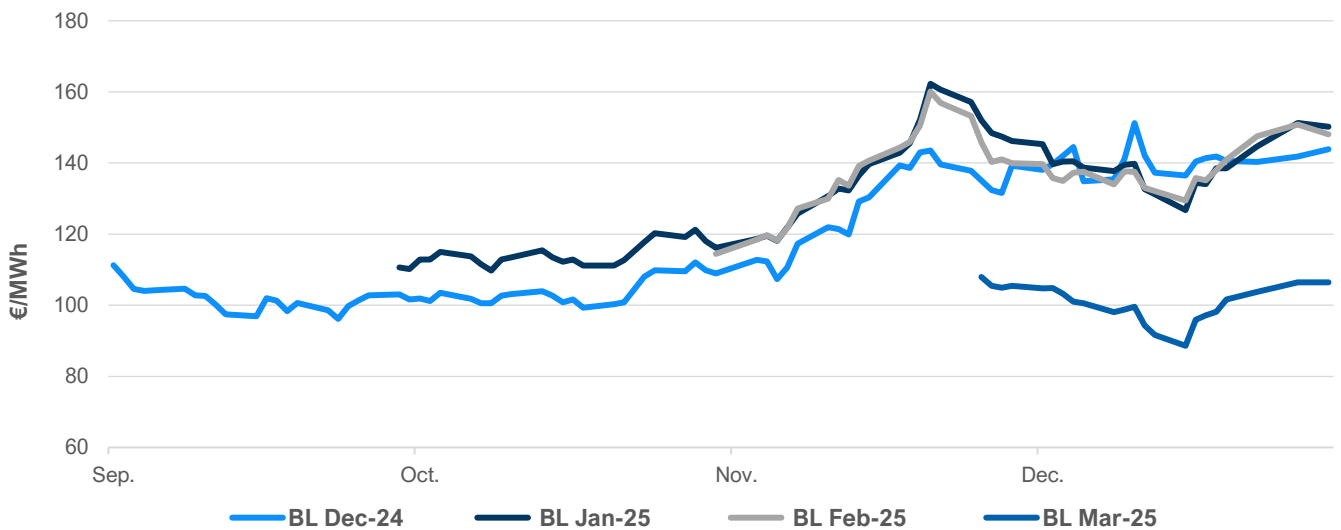
## Yearly Products



## Quarterly Products

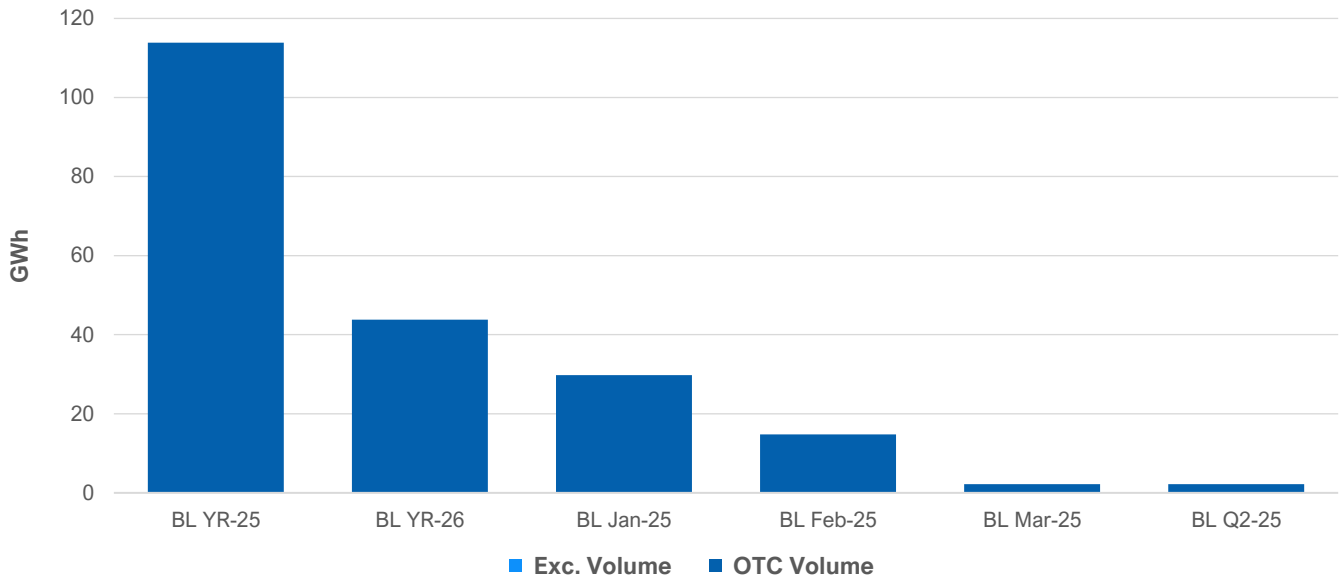


## Monthly Products



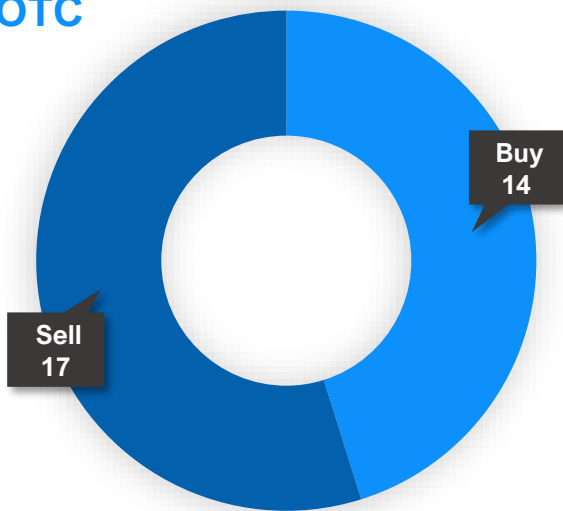
# Volume Distribution

## Volume by Product



## Agressor Bias

### OTC



## Averages of Yearly Products

Baseload	
BL YR-25	109,91
BL YR-26	98,48
BL YR-27	87,85

Peakload	
PL YR-25	121,78
PL YR-26	110,56
PL YR-27	100,11

Thank You for Your Attention!