

# HUDEX Power

## Monthly Report

### /February 2023

In February, the total traded volume on HUDEX Power decreased by **-31%** to **403 371 MWh** compared to 588 856 MWh in February. The average daily volume was **20 169 MWh**; the highest daily volume was **60 837 MWh** on 2023.02.02 business day. HUDEX Power ended the month with 26 members.

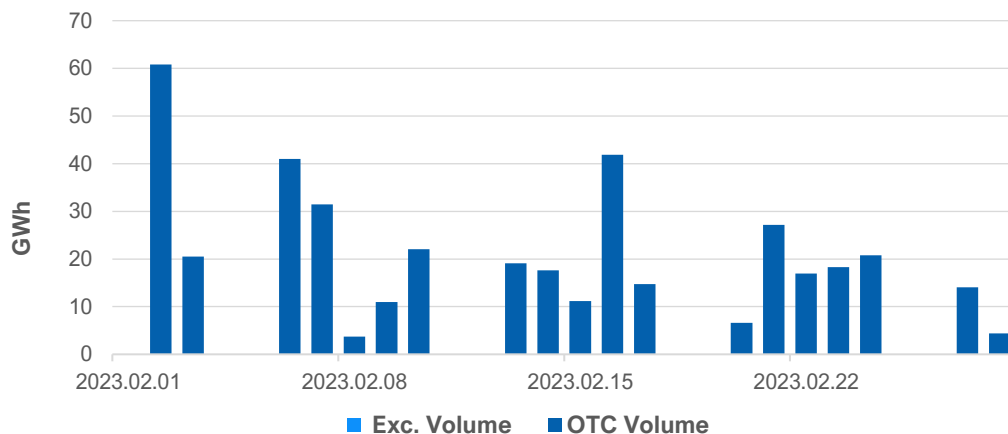
### Summary of Results

Volume Data	Monthly (MWh)	Change MoM (%)	YTD (MWh)
Total Traded Volume	403 371	-31%	992 227
Exchange Volume	-	-	-
OTC Volume	403 371	-31%	992 227
Average Daily Volume	20 169	-25%	23 624
Highest Daily Volume	60 837	-41%	103 543

### Expired BL Products

Product	FSP (€/MWh)	Total Volume (MWh)	# of Trades
BL Wk05-23	153,69	-	-
BL Wk06-23	159,44	-	-
BL Wk07-23	152,10	-	-
BL Wk08-23	125,40	-	-
BL Feb-23	146,21	145 824	78
BL Q1-23	244,12	900 303	193
BL YR-23	256,91	5 238 480	444

### Daily Volumes



**Total Traded Volume: 403 371 MWh**

Volume

**403 GWh**  
(-31% MoM)

# of Trades

**97**  
(-32% MoM)

Daily Record

**61 GWh**  
2023.02.02.

Product w/  
Highest Vol.

**BL YR-24**  
211 GWh

Product w/  
Most Deals

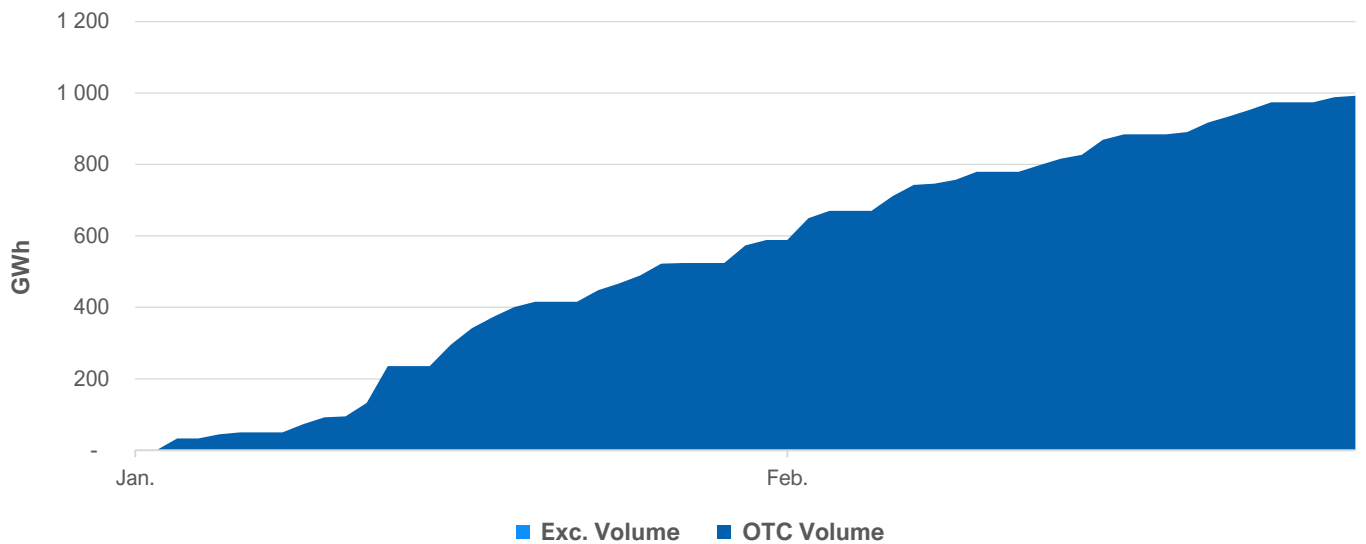
**BL Mar-23**  
44

# Volume Charts


## Monthly Volumes



## Yearly Cumulative Volume

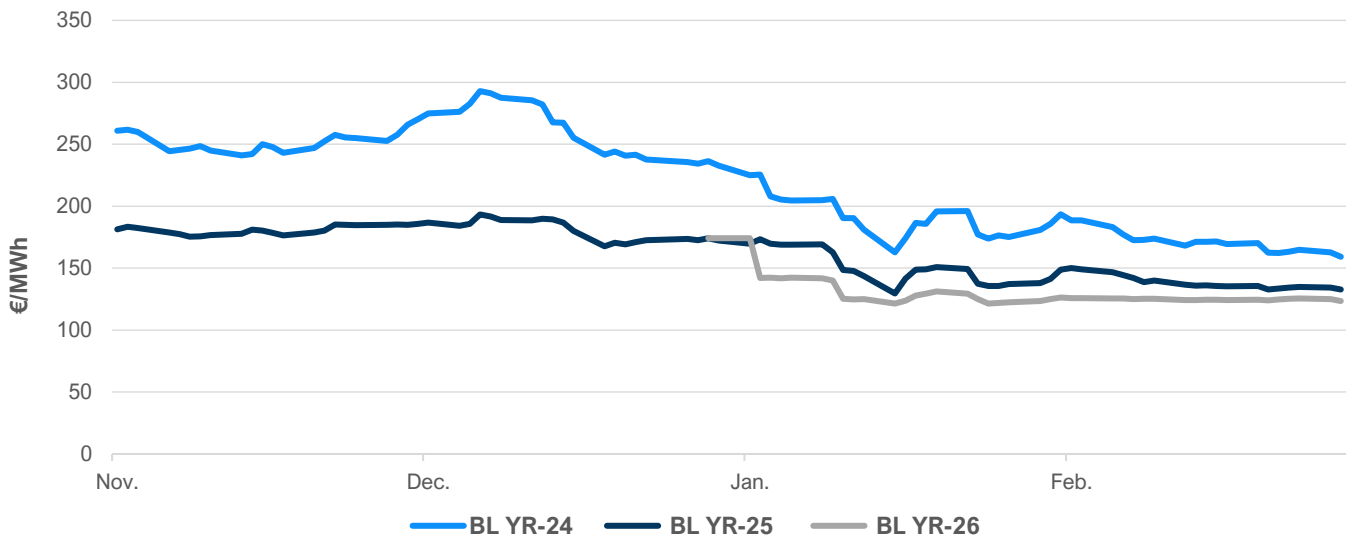


## Exchange vs. OTC Volume

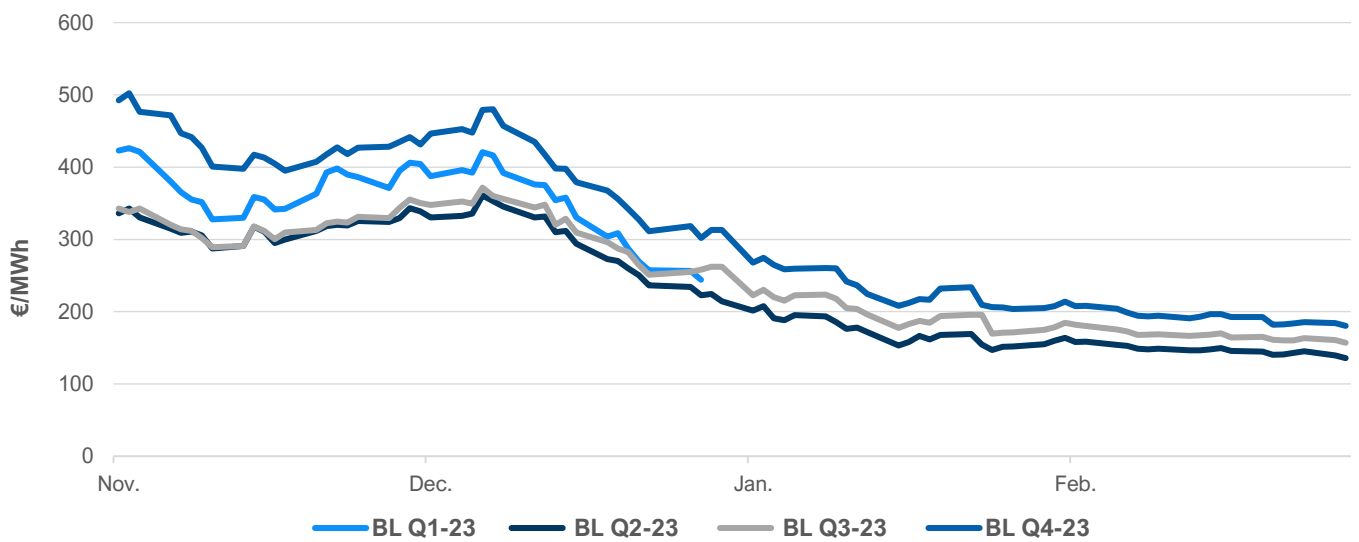


# Settlement Prices

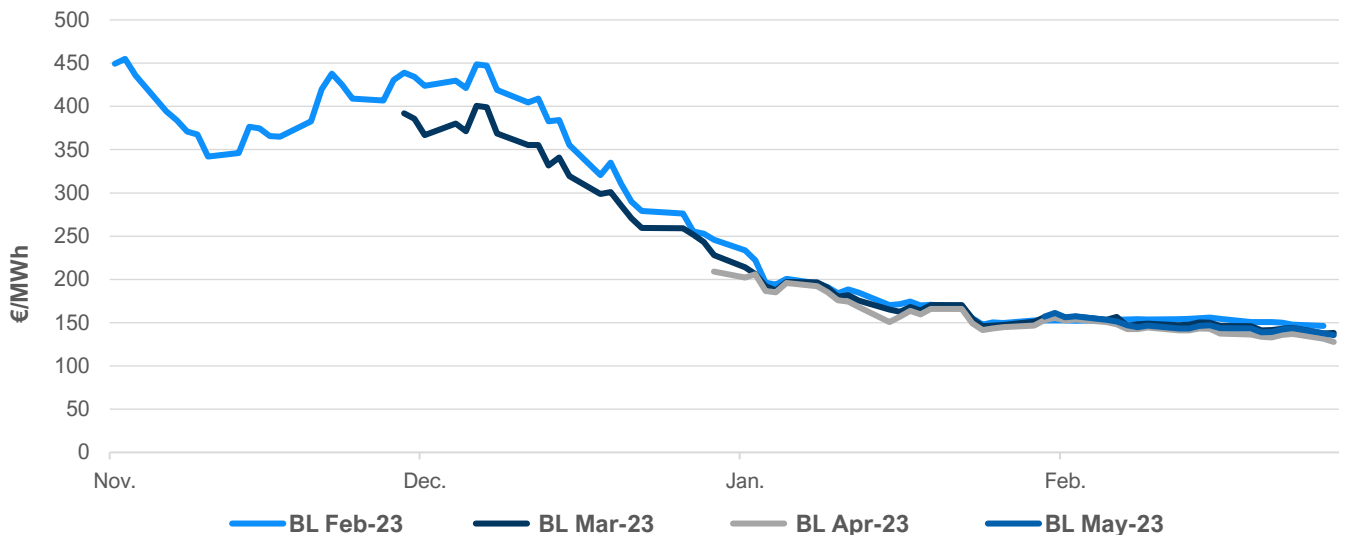
## Yearly Products



## Quarterly Products

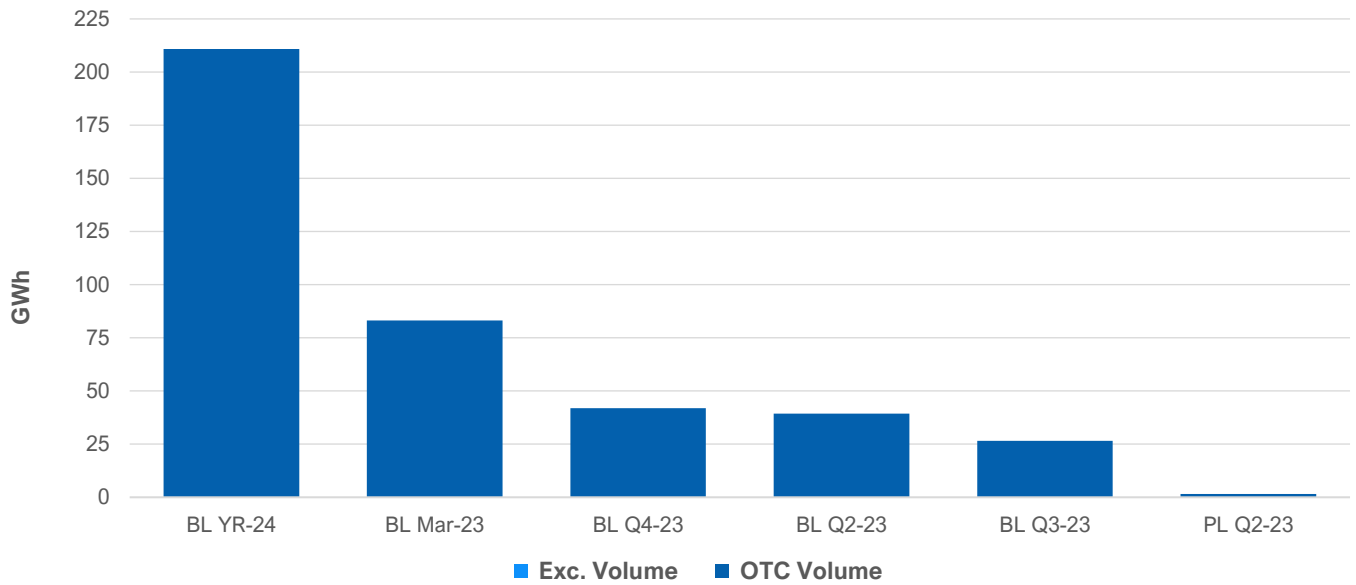


## Monthly Products



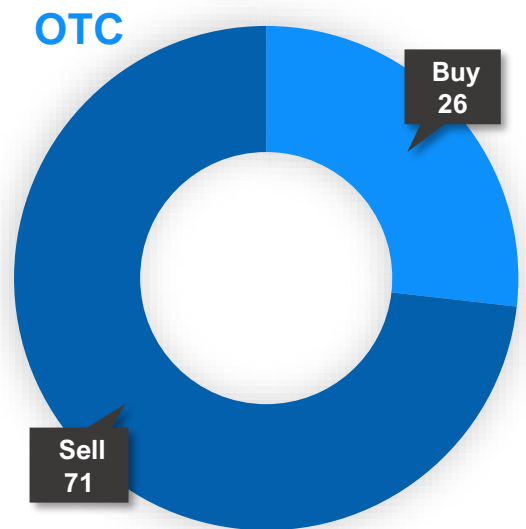
# Volume Distribution

## Volume by Product



## Agressor Bias

### Exchange



## Averages of Yearly Products

Baseload	
BL YR-24	172,31
BL YR-25	138,91
BL YR-26	124,97

Peakload	
PL YR-24	218,18
PL YR-25	175,98
PL YR-26	159,82

Thank You for Your Attention!