

### Volume

**976 GWh**  
 (-52% MoM)

### # of Trades

**67**  
 (-39% MoM)

### Daily Record

**363 GWh**  
 2023.12.08.

Product w/  
 Highest Vol.

**BL YR-24**  
 632 GWh

Product w/  
 Most Deals

**BL YR-24**  
 30

# HUDEX Power

## Monthly Report

### /December 2023

In December, the total traded volume on HUDEX Power decreased by **-52%** to **976 246 MWh** compared to 2 109 291 MWh in November. The average daily volume was **51 381 MWh**; the highest daily volume was **363 384 MWh** on 2023.12.08. business day. HUDEX Power ended the month with 31 members.

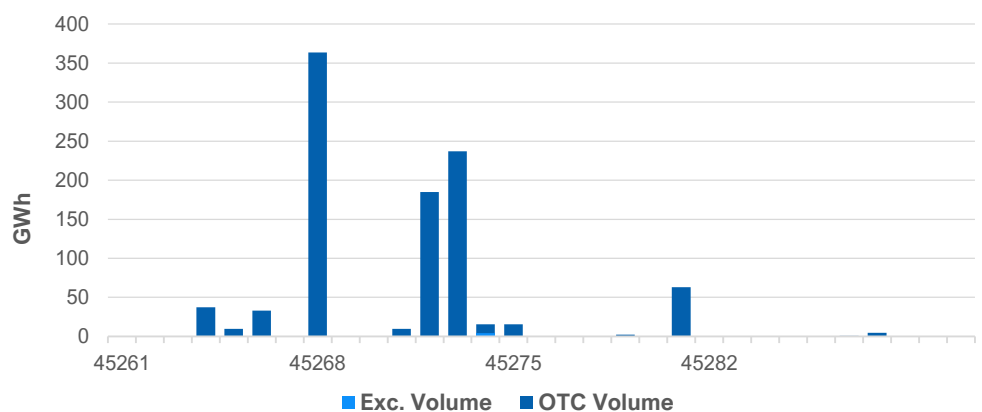
### Summary of Results

Volume Data	Monthly (MWh)	Change MoM (%)	YTD (MWh)
Total Traded Volume	976 246	-52%	9 041 548
Exchange Volume	4 366	-	12 504
OTC Volume	971 880	-52%	9 029 044
Average Daily Volume	51 381	-47%	36 022
Highest Daily Volume	363 384	1%	363 384

### Expired BL Products

Product	FSP (€/MWh)	Total Volume (MWh)	# of Trades
BL Wk48-23	136,35	-	-
BL Wk49-23	112,63	-	-
BL Wk50-23	96,96	-	-
BL Wk51-23	68,32	-	-
BL Wk52-23	31,04	-	-
BL Dec-23	81,72	40 176	46
BL Q1-24	104,31	900 303	193
BL YR-24	104,77	6 298 128	338

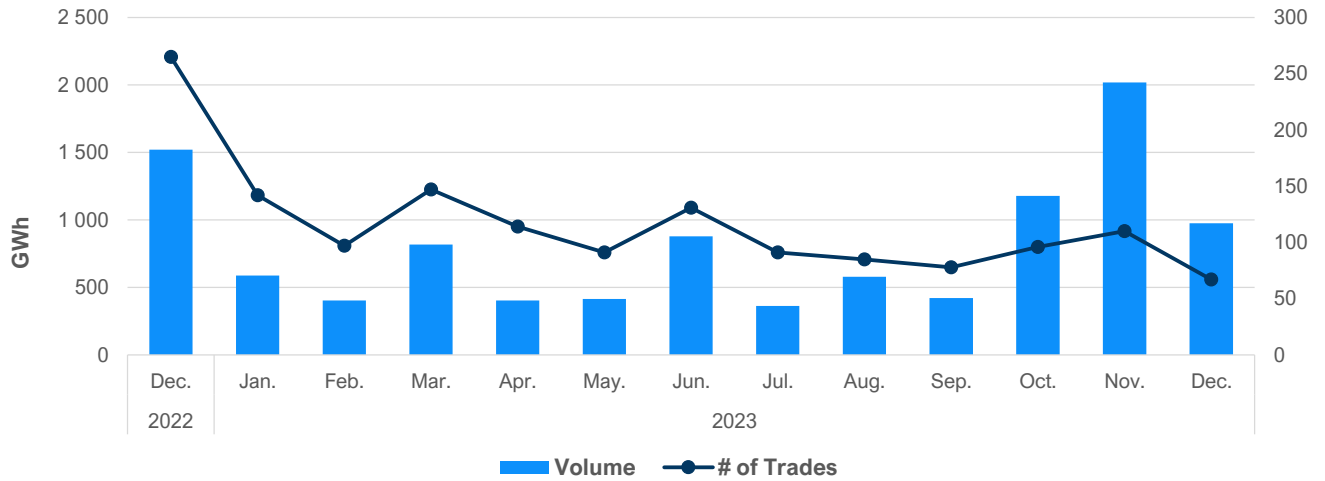
### Daily Volumes



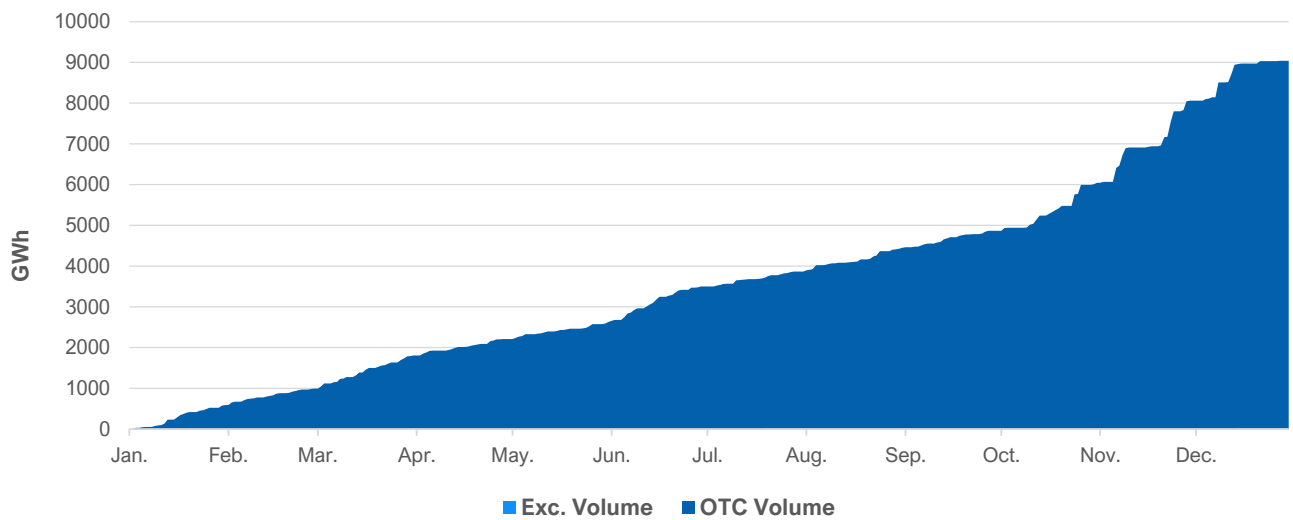
**Total Traded Volume: 971 880 MWh**

# Volume Charts

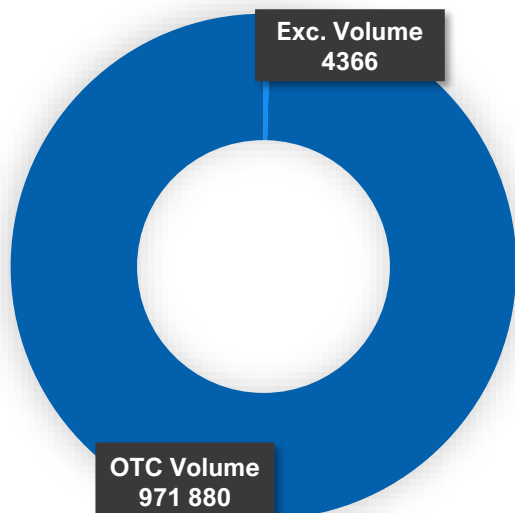
## Monthly Volumes



## Yearly Cumulative Volume

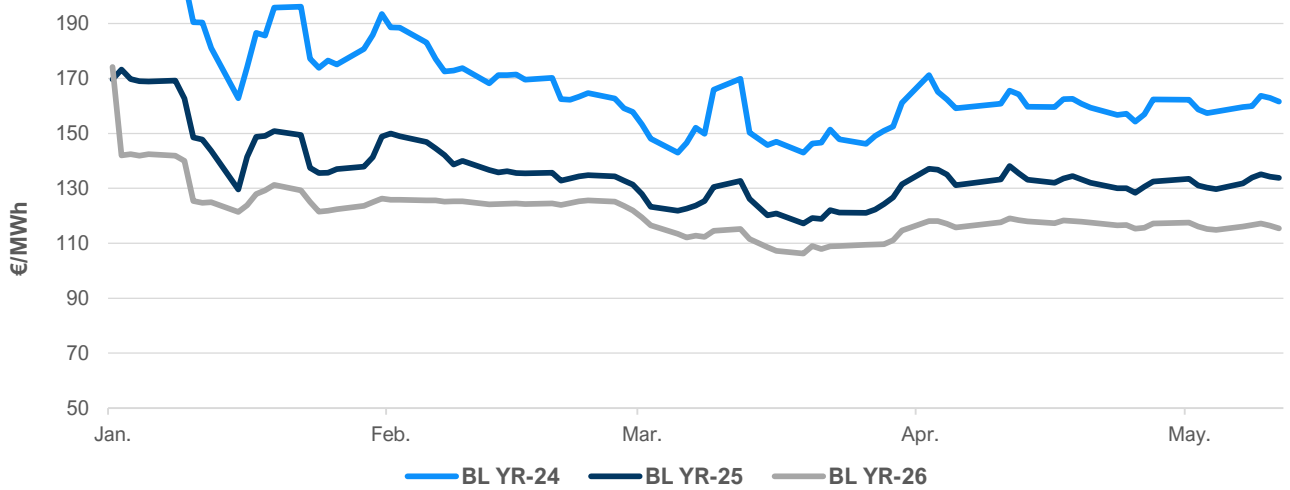


## Exchange vs. OTC Volume



# Settlement Prices

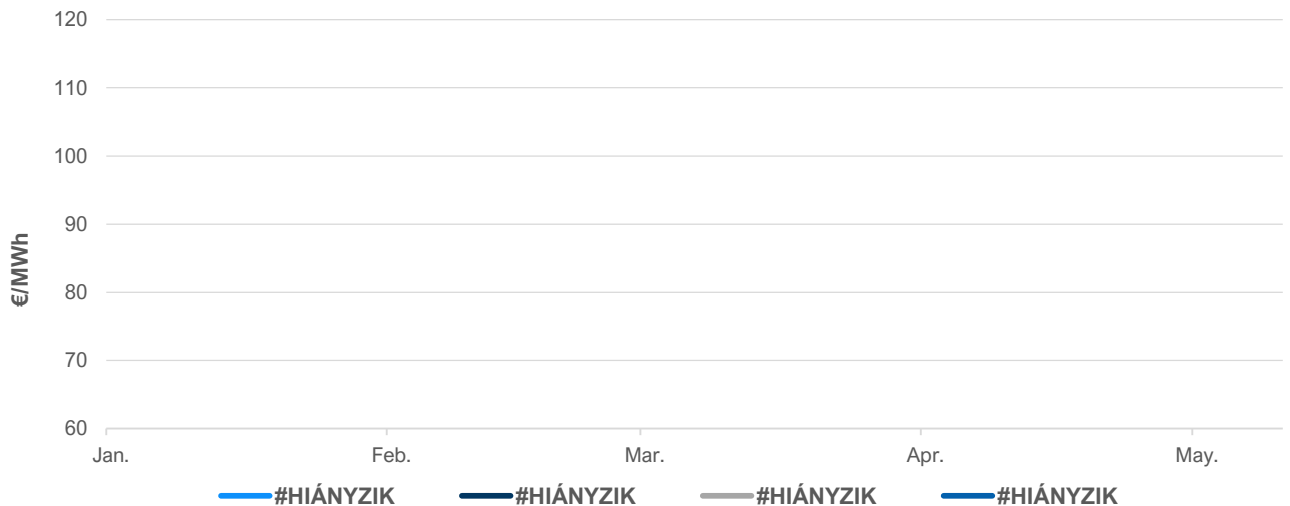
## Yearly Products



## Quarterly Products

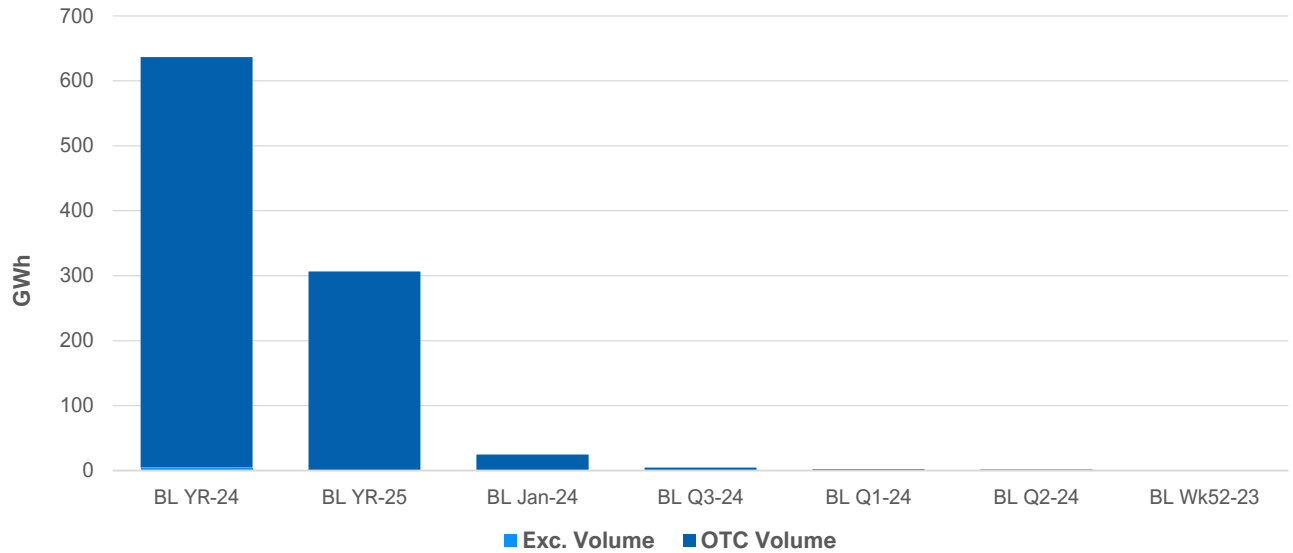


## Monthly Products



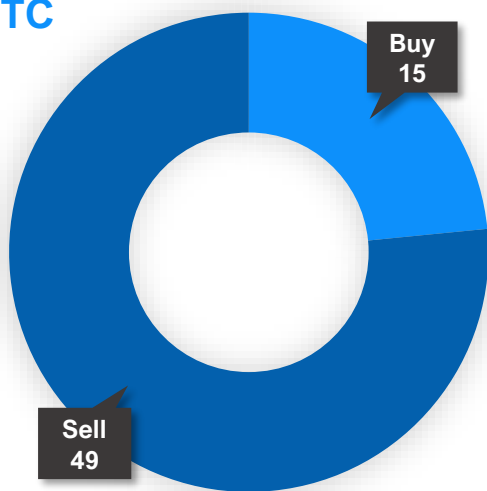
# Volume Distribution

## Volume by Product




## Agressor Bias

### OTC



### Exchange



## Averages of Yearly Products

Baseload	
BL YR-24	103,40
BL YR-25	103,58
BL YR-26	97,32

Peakload	
PL YR-24	119,70
PL YR-25	119,19
PL YR-26	113,31

Thank You for Your Attention!