

Monthly Report (November 2021)

In November the total and average daily traded volume was 272 304 MWh and 12 967 MWh respectively. The volume of the registered OTC deals was 1 259 535 MWh. The number of admitted members was 22 in the examined month.



## Admitted Members

- |   |  |   |
|---|--|---|
| <ul style="list-style-type: none"> <li>→Alpiq Energy SE</li> <li>→BC-Energiakereskedő Kft.</li> <li>→CEZ, a.s.</li> <li>→Danske Commodities A/S</li> <li>→EDF Trading Limited</li> <li>→EDS International SK</li> <li>→Enel Trade S.p.A.</li> <li>→Energy Financing Team</li> </ul> | <ul style="list-style-type: none"> <li>→EP Commodities a.s.</li> <li>→Freepoint Commodities Europe LLP</li> <li>→GEN-I d.o.o.</li> <li>→HEP d.d.</li> <li>→Holding Slovenske Elektrarne d.o.o.</li> <li>→Magyar Áramszolgáltató Kft.</li> <li>→MAVIR ZRt.</li> <li>→MET Austria Energy Trade GmbH</li> </ul> | <ul style="list-style-type: none"> <li>→MOL Magyar Olaj- és Gázipari Nyrt.</li> <li>→MVM Partner Zrt.</li> <li>→OMV Marketing and Trading GmbH</li> <li>→RWE Supply &amp;Trading GmbH</li> <li>→Sinergy Energiakereskedő Kft.</li> <li>→Uniper Global Commodities SE</li> </ul> |
|---|--|---|

## Partners

- 42 Financial Services, a.s. (broker)
- ARRACO Global Markets Ltd. (broker)
- Griffin Markets Limited (broker)
- ICAP Energy AS (broker)
- Tradition Financial Services Ltd. (broker)

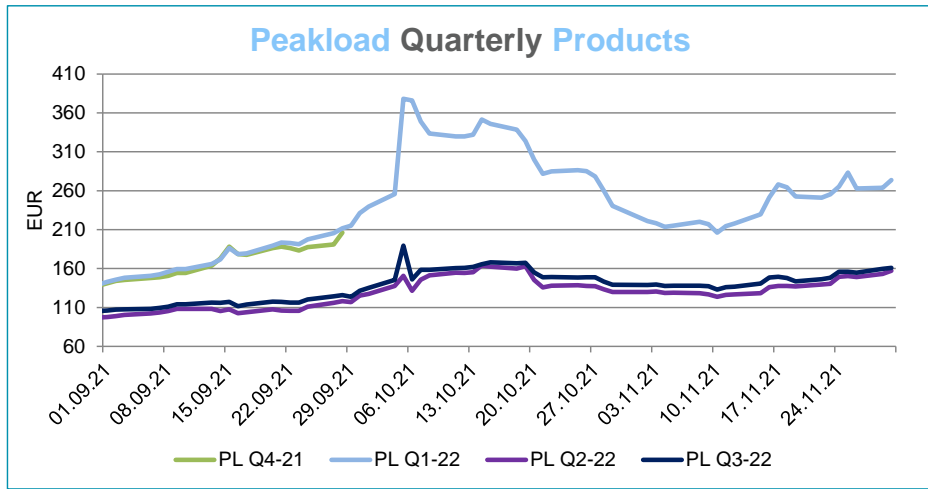
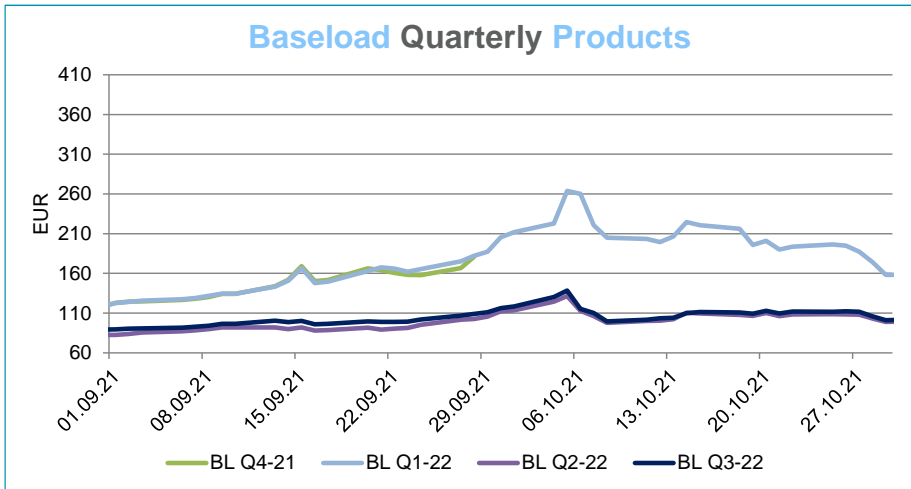
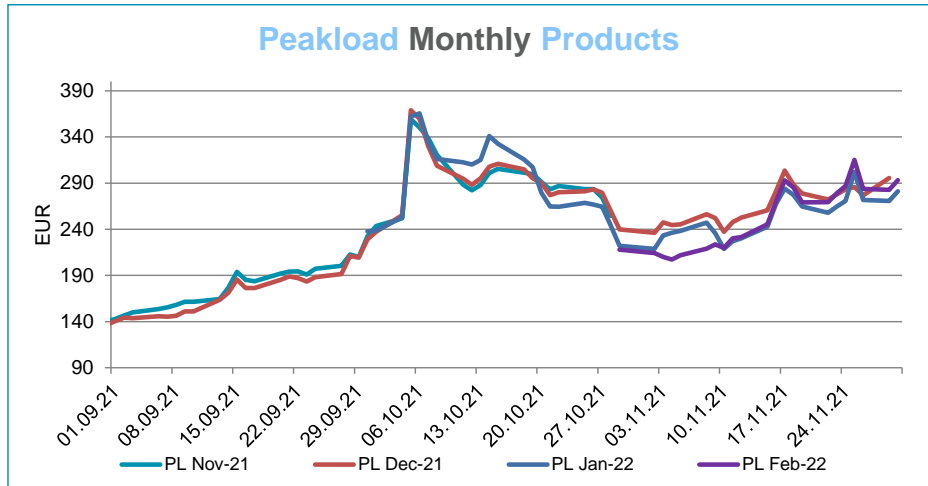
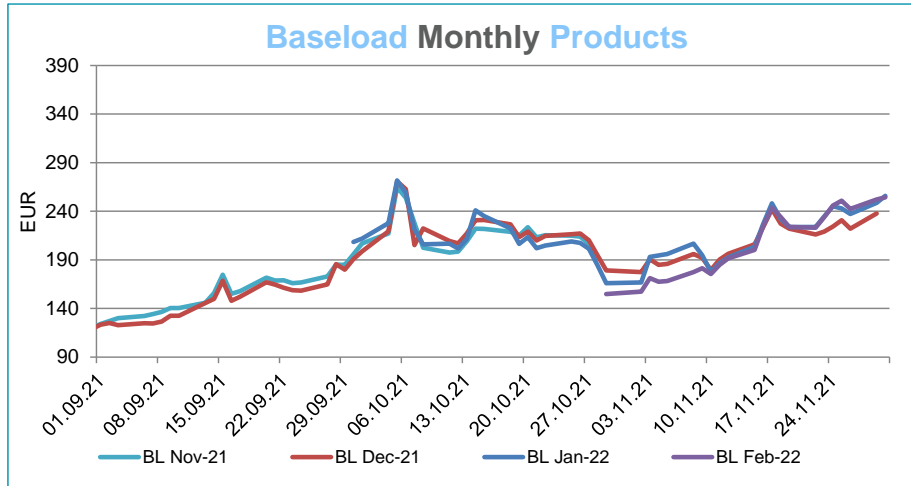
Instruments	BASE_avg	Low	High	PEAK_avg	Low	High
WK-45	184,40	180,13	186,64			
WK-46	194,18	181,67	204,50			
WK-47	212,22	179,80	269,13			
WK-48	227,79	179,54	269,68			
WK-49	246,53	188,71	310,51			
WK-50	272,46	264,35	283,76			
Dec-21	208,23	177,41	242,30	266,18	236,23	303,70
Jan-22	215,79	166,77	255,75	254,29	218,63	301,89
Feb-22	209,72	157,33	254,29	254,29	207,27	314,95
Q1-22	199,07	158,37	240,47	241,23	206,13	283,31
Q2-22	108,85	99,20	122,10	136,49	123,81	157,26
Q3-22	112,55	101,68	122,65	145,11	133,00	161,06
Q4-22	121,98	112,06	131,17	162,09	152,67	175,89
YR-22	135,33	119,17	153,41	170,86	153,62	191,51
YR-23	94,98	87,36	104,95	123,34	115,74	132,39
YR-24	80,43	75,08	87,14	102,18	97,74	109,07
<b>Final Settlement Price of Expired Products</b>						
Instruments	BASE			PEAK		
Wk43-21	210,30			-		
Wk44-21	178,91			-		
Wk45-21	200,86			-		
Wk46-21	228,80			-		
Wk47-21	248,88			-		
Nov-21	215,87			265,70		

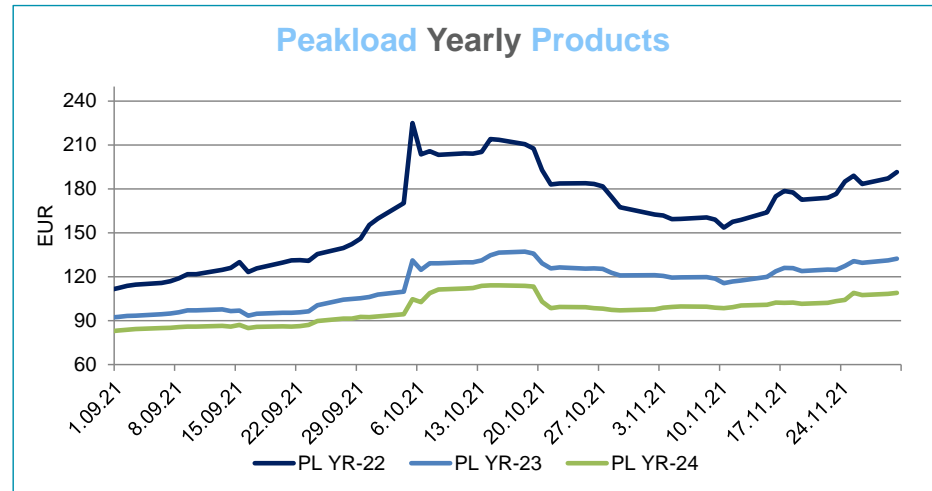
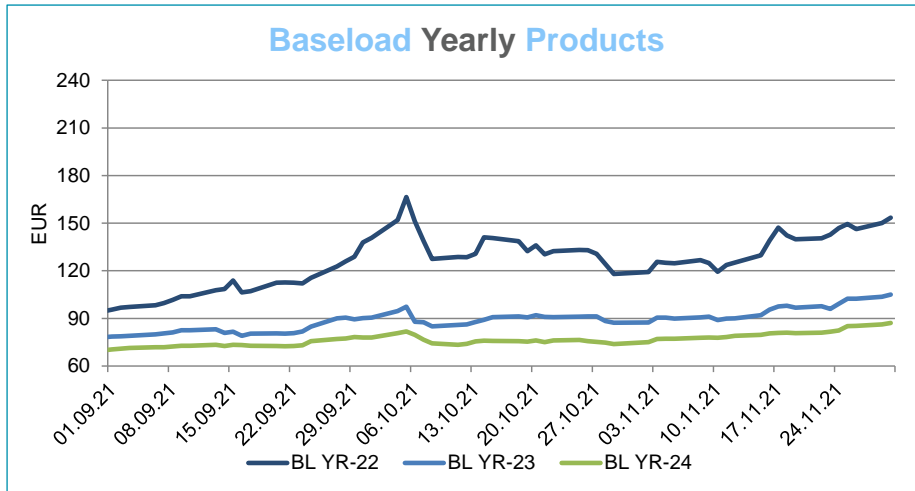
For information purposes only

HUDEX Market Operations

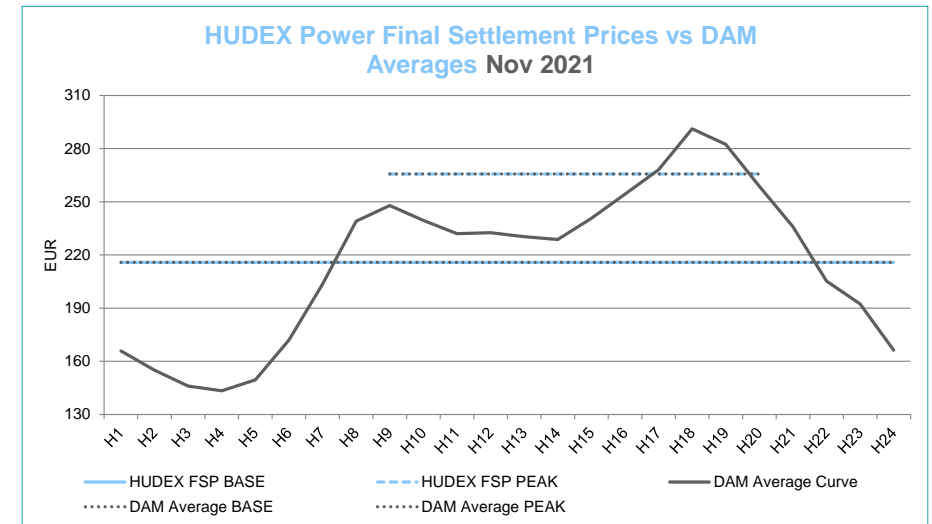
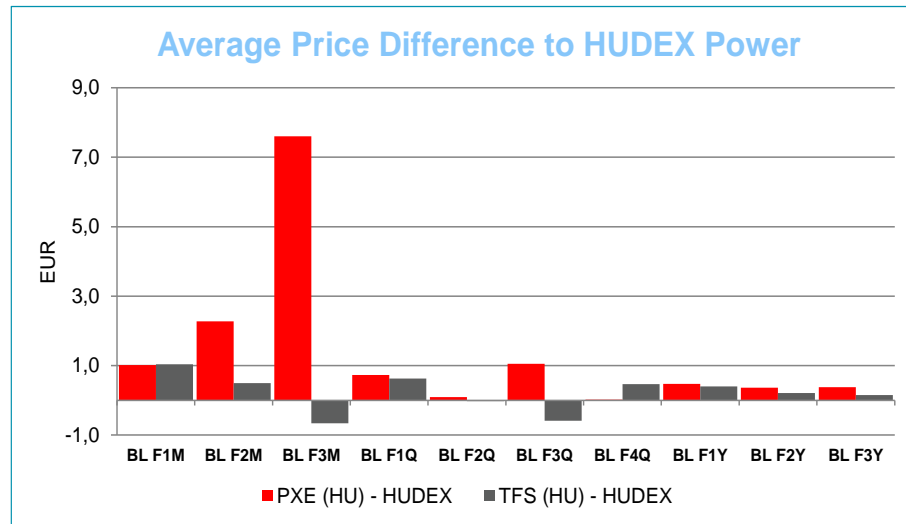
Trading Period: 11/2021

Settlement Prices





## Average Price Difference and Final Settlement Prices

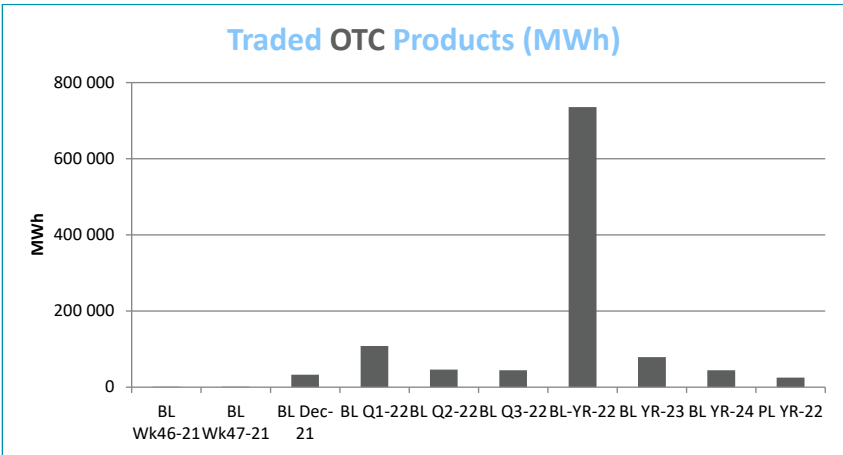
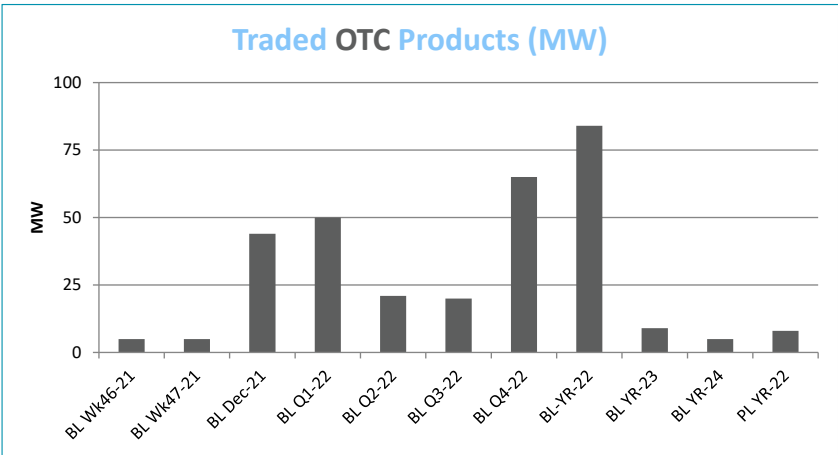
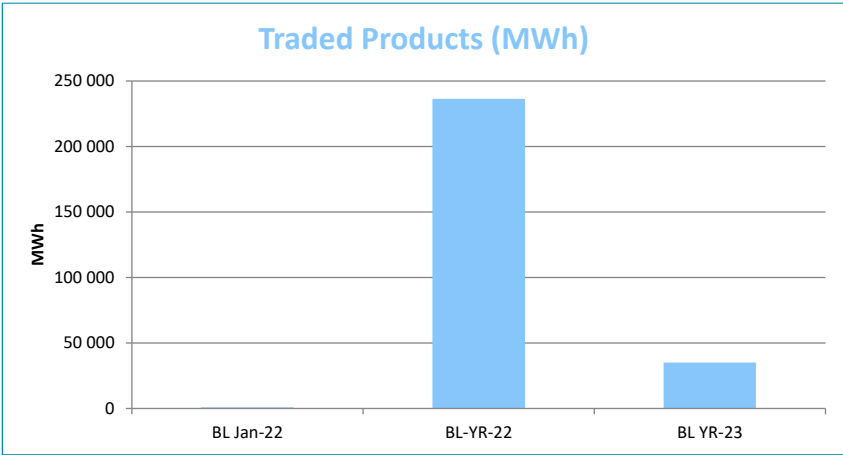
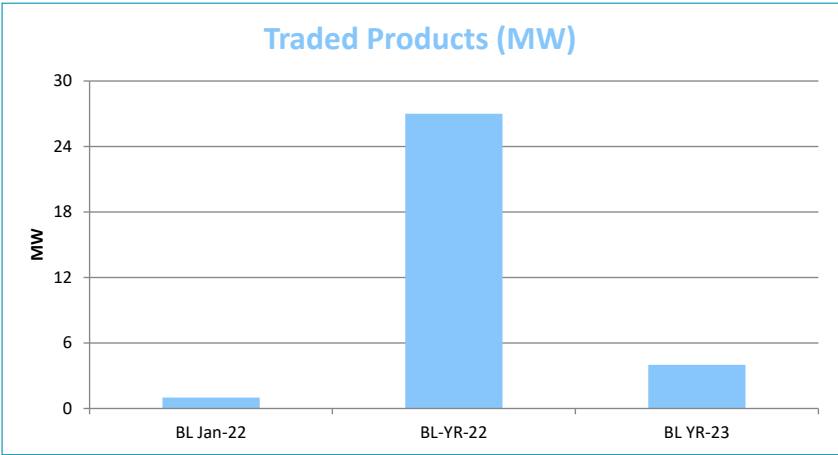


For information purposes only

HUDEX Market Operations

Trading Period: 11/2021

Traded Products in November



Monthly volumes

