

Monthly Report (March 2021)

In March the total and average daily traded volume was 190 368 MWh and 8 653 MWh respectively. The volume of the registered OTC deals was 135 770 MWh. The number of admitted members was 23 in the examined month.



Admitted Members

- | | | |
|---------------------------|--------------------------------------|-------------------------------------|
| →Alpiq Energy SE | →Freepoint Commodities Europe LLP | →MET Austria Energy Trade GmbH |
| →BC-Energiakereskedő Kft. | →GEN-I d.o.o. | →MOL Magyar Olaj- és Gázipari Nyrt. |
| →CEZ, a.s. | →HEP d.d. | →MVM Partner Zrt. |
| →Danske Commodities A/S | →Holding Slovenske Elektrarne d.o.o. | →OMV Marketing and Trading GmbH |
| →EDF Trading Limited | →LE Trading a.s. | →RWE Supply & Trading GmbH |
| →EDS International SK | →Magyar Áramszolgáltató Kft. | →Sinergy Energiakereskedő Kft. |
| →Enel Trade S.p.A. | →Mátrai Erőmű Zrt. | →Uniper Global Commodities SE |
| →EP Commodities a.s. | →MAVIR ZRt. | |

Partners

- Tradition Financial Services Ltd. (broker)
- 42 Financial Services, a.s. (broker)
- ARRACO Global Markets Ltd. (broker)
- Griffin Markets Limited (broker)

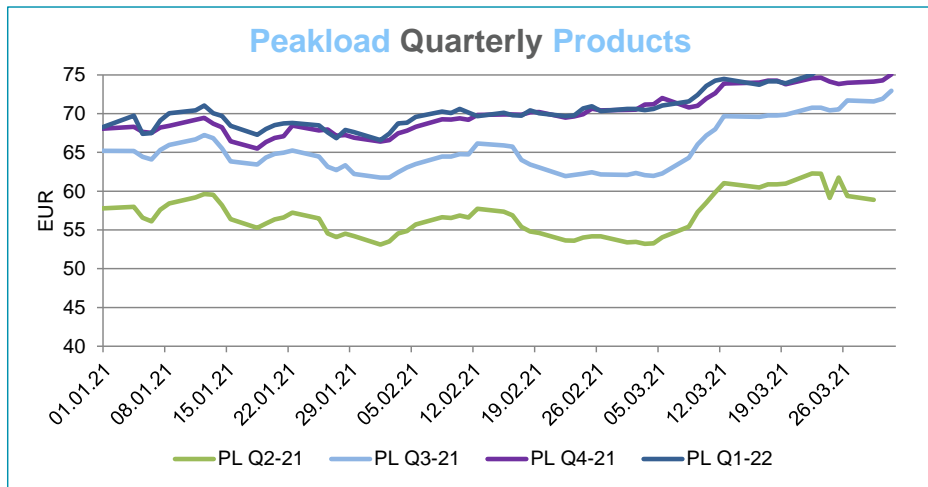
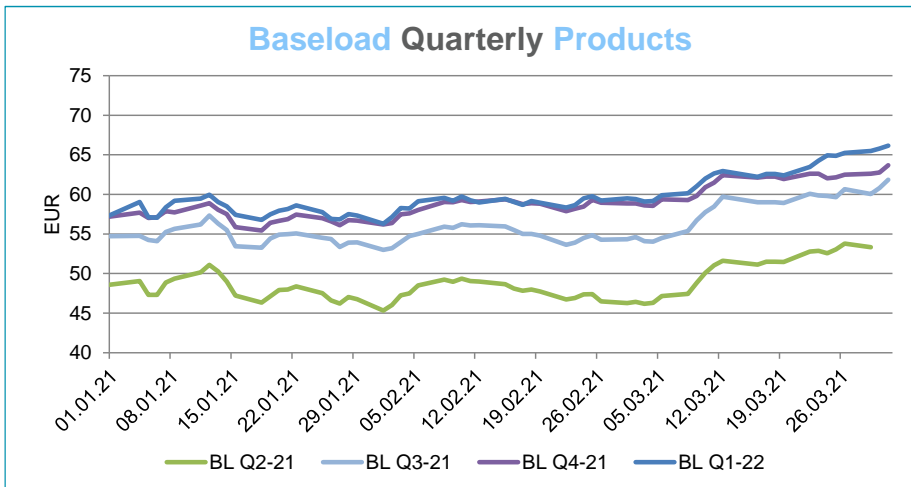
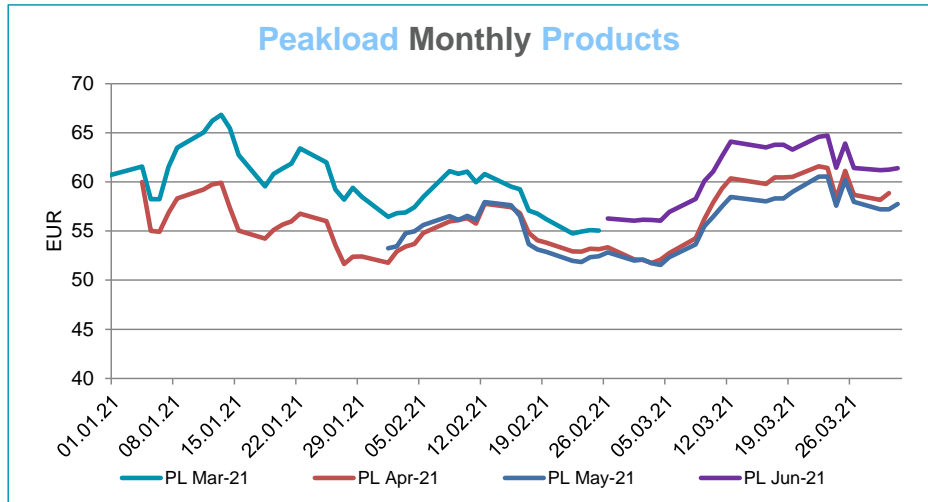
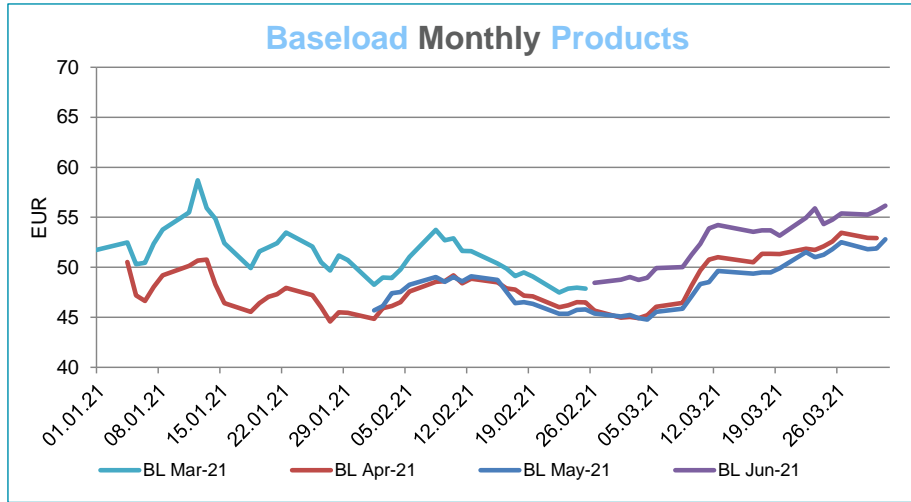
Instruments	BASE_avg	Low	High	PEAK_avg	Low	High
WK-10	43,75	43,20	44,40			
WK-11	47,02	44,01	54,16			
WK-12	49,48	45,52	54,89			
WK-13	48,23	44,03	54,63			
WK-14	50,52	45,81	52,98			
WK-15	51,82	50,27	53,00			
WK-16	52,45	51,60	53,00			
WK-17	53,42	53,03	53,81			
Apr-21	49,73	44,91	53,45	57,54	51,74	61,60
May-21	48,99	44,78	52,79	56,54	51,54	60,56
Jun-21	52,89	48,75	56,15	60,99	56,06	64,73
Q2-21	50,26	46,18	53,77	58,32	53,22	62,27
Q3-21	58,10	54,02	61,84	67,85	61,98	71,71
Q4-21	61,26	58,54	63,69	72,86	70,49	74,62
Q1-22	62,54	59,09	66,17	73,73	70,46	77,40
YR-22	58,21	55,80	59,84	69,06	66,35	70,99
YR-23	57,47	55,54	58,67	68,17	66,05	69,60
YR-24	55,49	53,57	56,69	65,85	63,61	67,22
Final Settlement Price of Expired Products						
Instruments	BASE			PEAK		
Wk08-21	46,77			-		
Wk09-21	50,73			-		
Wk10-21	56,29			-		
Wk11-21	55,42			-		
Wk12-21	57,16			-		
Mar-21	55,04			61,18		
Q2-21	53,32			58,89		

For information purposes only

HUDEX Market Operations

Trading Period: 03/2021

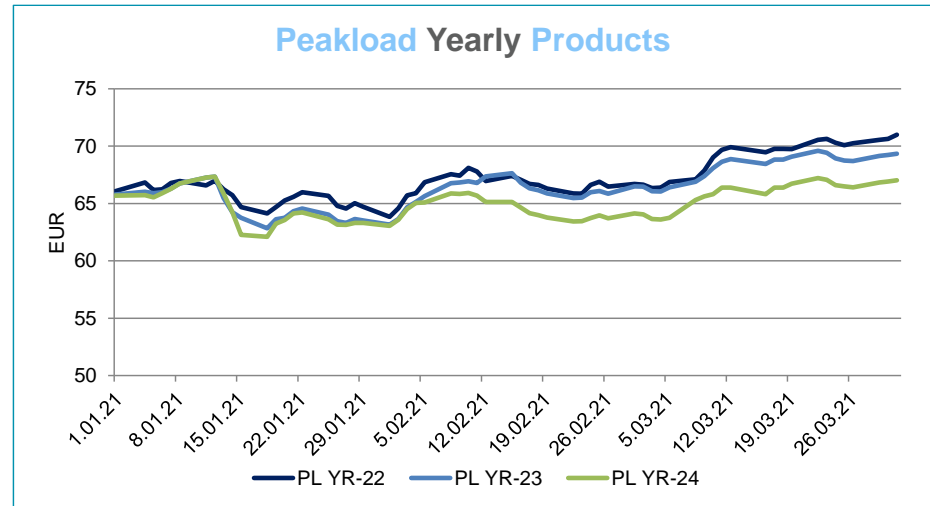
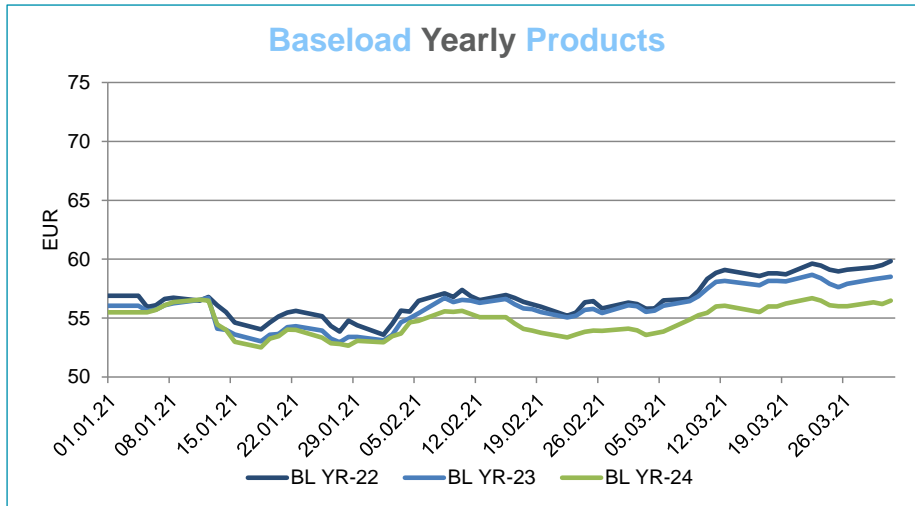
Settlement Prices



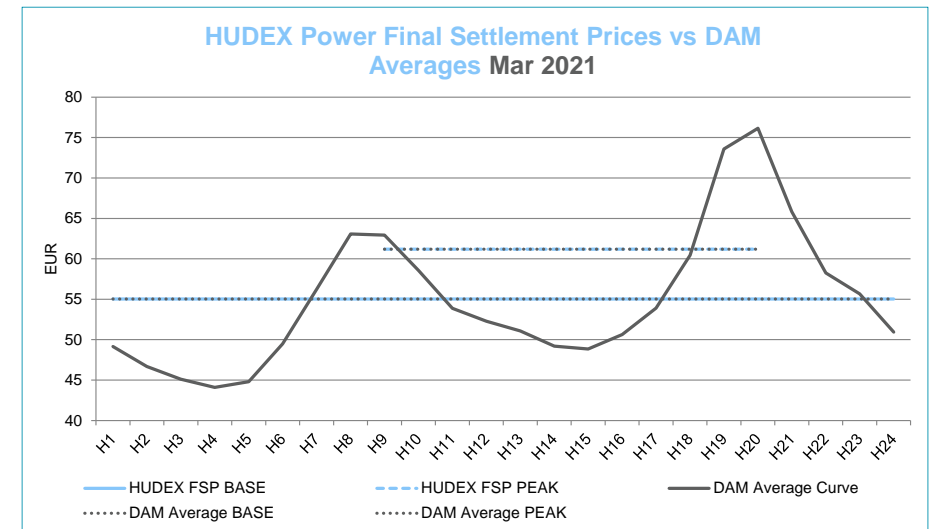
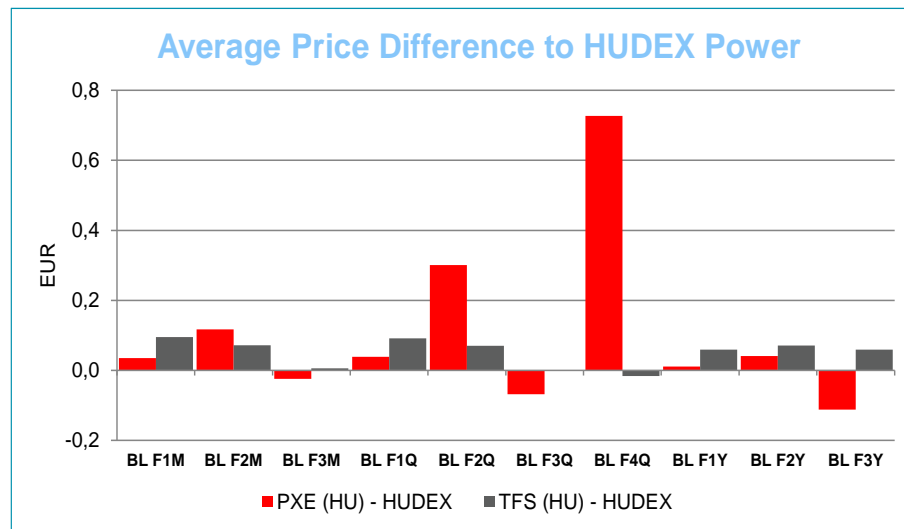
For information purposes only

HUDEX Market Operations

Trading Period: 03/2021



Average Price Difference and Final Settlement Prices

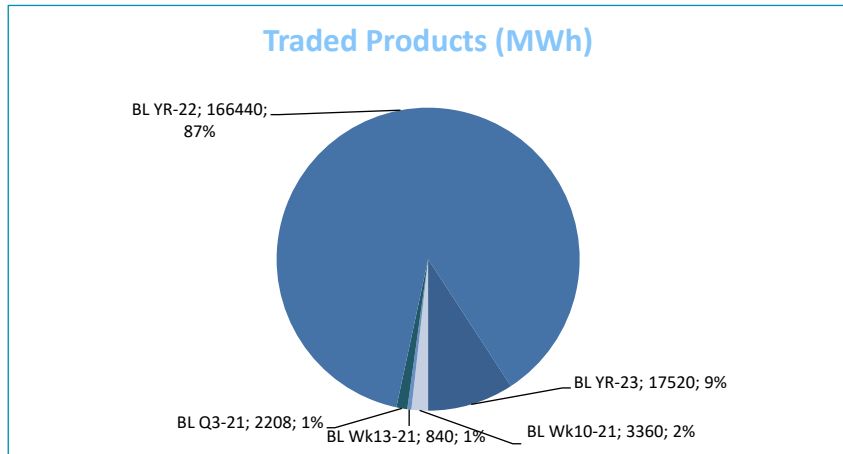
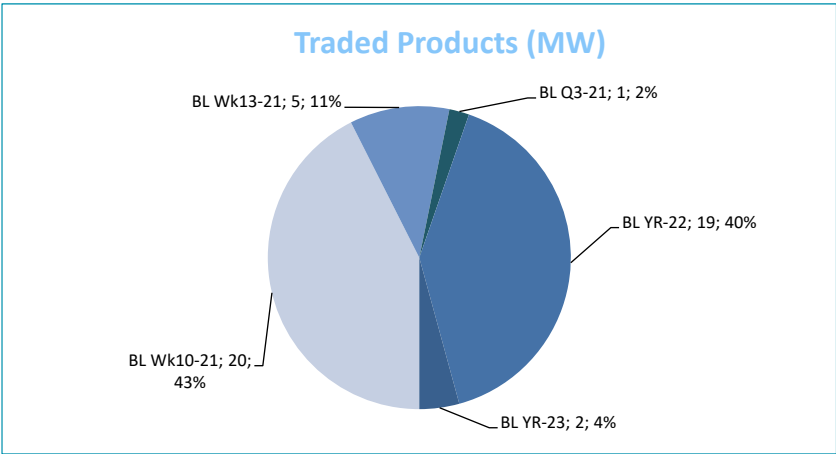
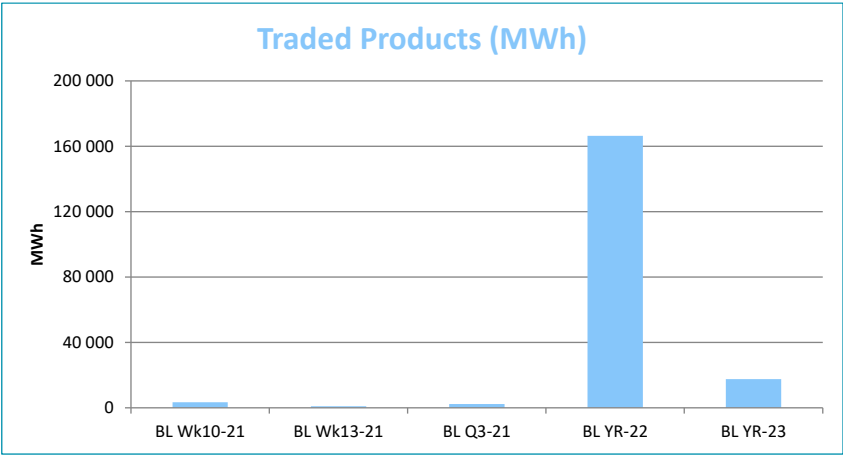
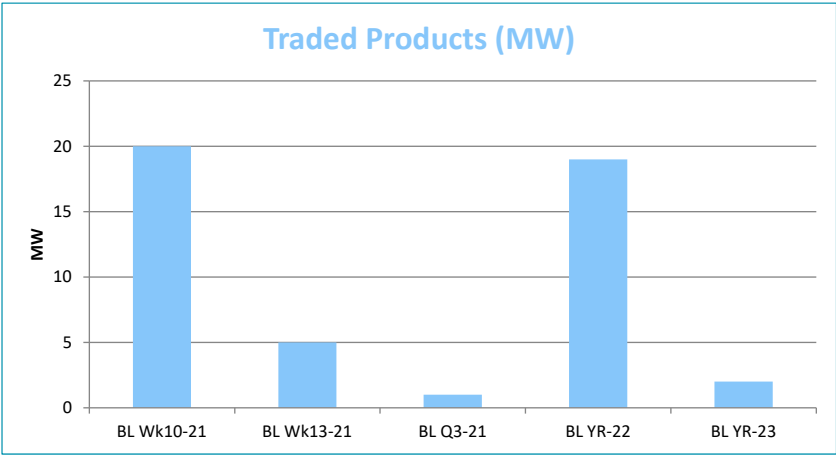


For information purposes only

HUDEX Market Operations

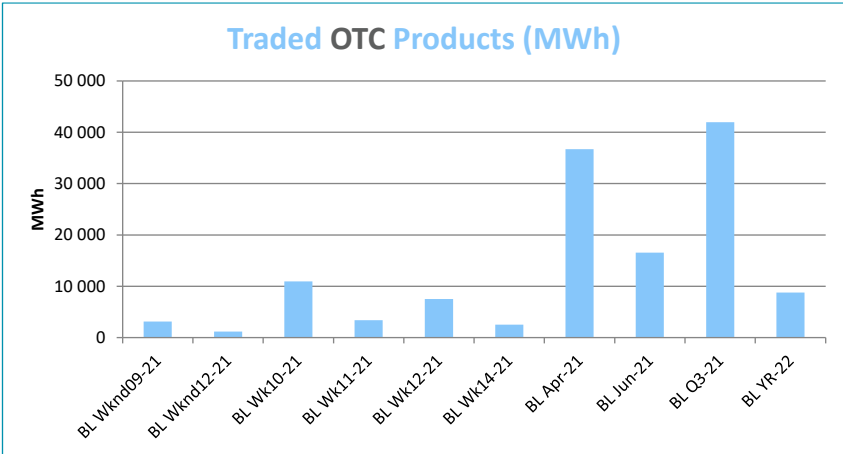
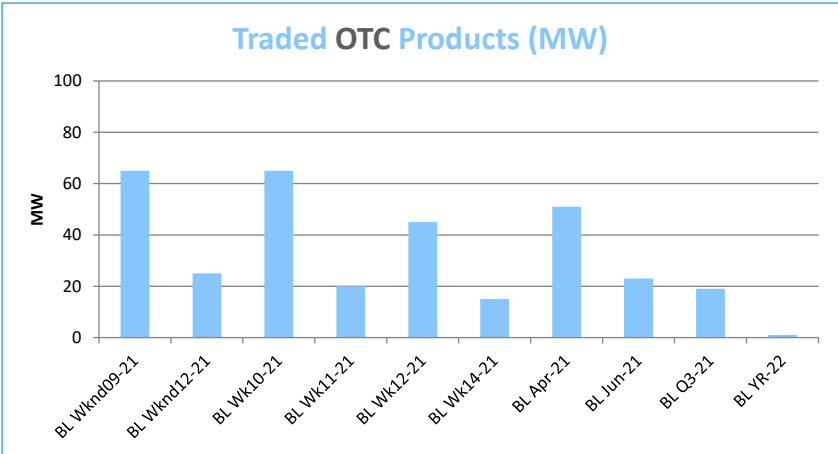
Trading Period: 03/2021

Traded Products in March

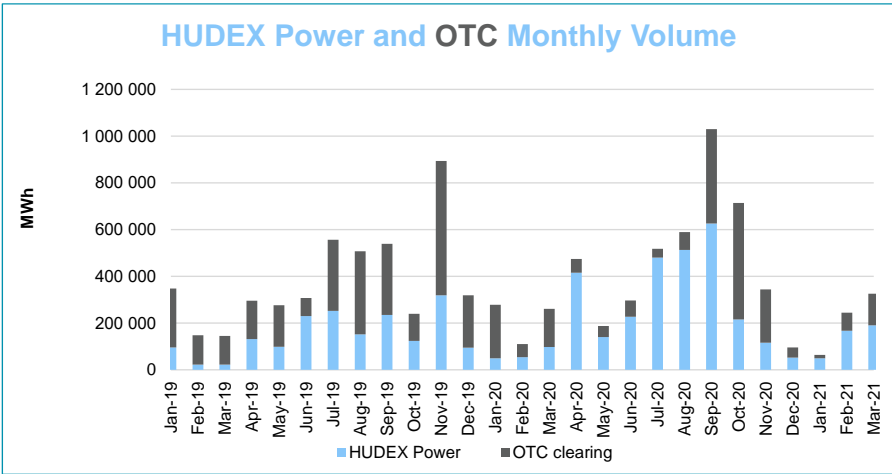
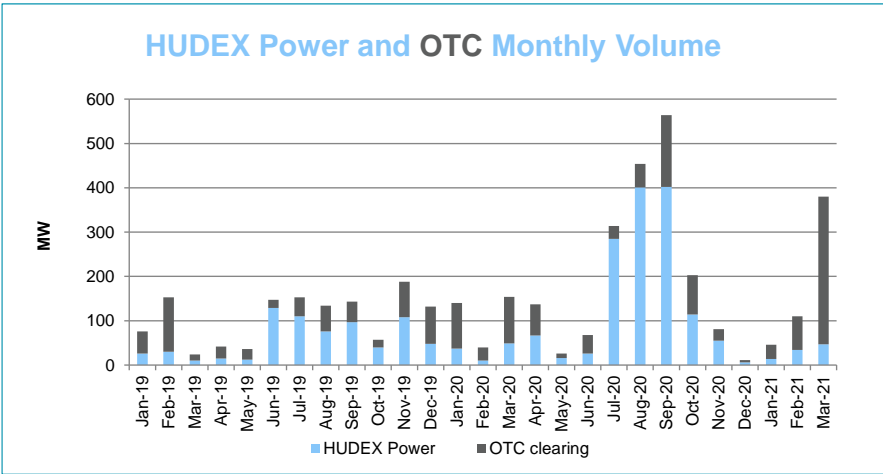


HUDEX Power

Trading Month March 2021



Monthly volumes



For information purposes only

HUDEX Market Operations

Trading Period: 03/2021