

Monthly Report (February 2021)

In February the total and average daily traded volume was 167 760 MWh and 8 388 MWh respectively. The number of admitted members was 23 in the examined month.



Admitted Members

- | | | |
|---------------------------|--------------------------------------|-------------------------------------|
| →Alpiq Energy SE | →Freepoint Commodities Europe LLP | →MET Austria Energy Trade GmbH |
| →BC-Energiakereskedő Kft. | →GEN-I d.o.o. | →MOL Magyar Olaj- és Gázipari Nyrt. |
| →CEZ, a.s. | →HEP d.d. | →MVM Partner Zrt. |
| →Danske Commodities A/S | →Holding Slovenske Elektrarne d.o.o. | →OMV Marketing and Trading GmbH |
| →EDF Trading Limited | →LE Trading a.s. | →RWE Supply & Trading GmbH |
| →EDS International SK | →Magyar Áramszolgáltató Kft. | →Sinergy Energiakereskedő Kft. |
| →Enel Trade S.p.A. | →Mátrai Erőmű Zrt. | →Uniper Global Commodities SE |
| →EP Commodities a.s. | →MAVIR ZRt. | |

Partners

- Tradition Financial Services Ltd. (broker)
- 42 Financial Services, a.s. (broker)
- ARRACO Global Markets Ltd. (broker)
- Griffin Markets Limited (broker)

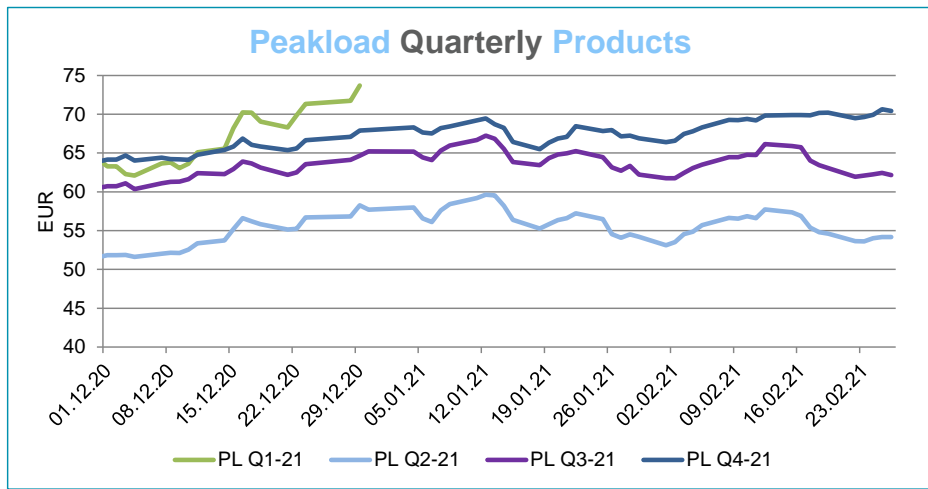
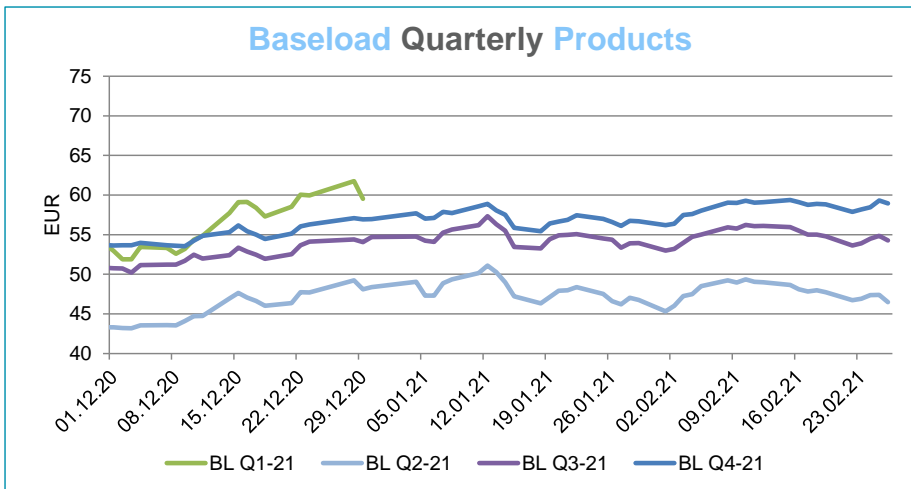
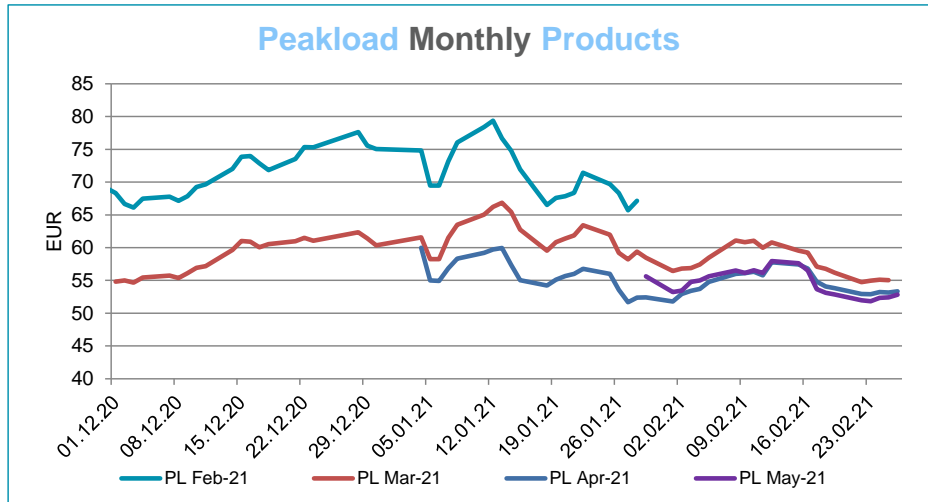
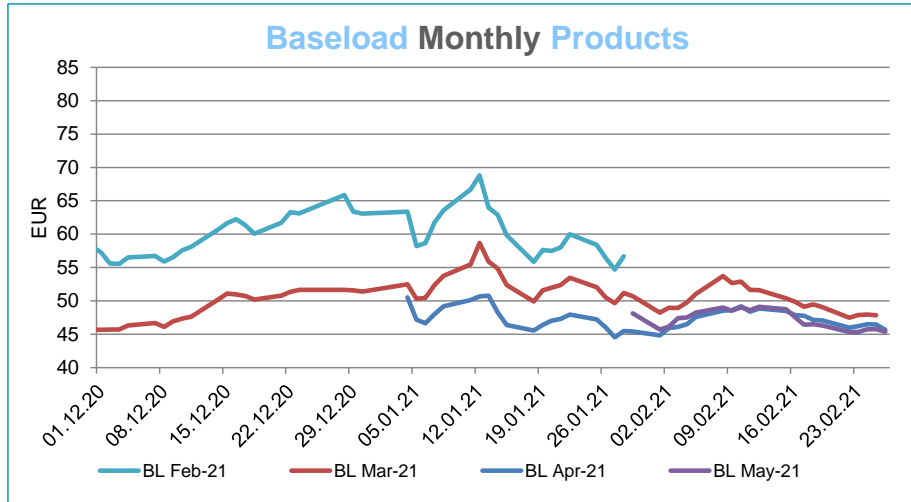
Instruments	BASE_avg	Low	High	PEAK_avg	Low	High
WK-06	52,16	49,98	55,31			
WK-07	56,88	51,50	64,94			
WK-08	54,59	49,34	60,21			
WK-09	53,20	49,21	57,00			
WK-10	51,35	47,00	54,89			
WK-11	49,95	46,28	58,50			
WK-12	46,69	46,00	49,32			
WK-13	46,40	46,40	46,40			
Mar-21	49,93	47,49	53,74	57,81	54,75	61,10
Apr-21	47,20	44,84	49,19	54,55	51,78	57,77
May-21	47,13	45,36	49,11	54,53	51,84	57,95
Q2-21	47,77	45,32	49,35	55,24	53,12	57,72
Q3-21	54,87	53,00	56,23	63,51	61,74	66,15
Q4-21	58,44	56,20	59,37	69,18	66,39	70,63
Q1-22	58,82	56,29	59,77	69,67	66,60	70,95
YR-22	56,09	53,58	57,39	66,53	63,84	68,10
YR-23	55,56	53,11	56,71	65,94	63,17	67,65
YR-24	54,33	52,94	55,61	64,49	63,06	65,92
Final Settlement Price of Expired Products						
Instruments	BASE			PEAK		
Wk04-21	53,92			-		
Wk05-21	46,68			-		
Wk06-21	59,12			-		
Wk07-21	50,84			-		
Feb-21	50,85			63,60		

For information purposes only

HUDEX Market Operations

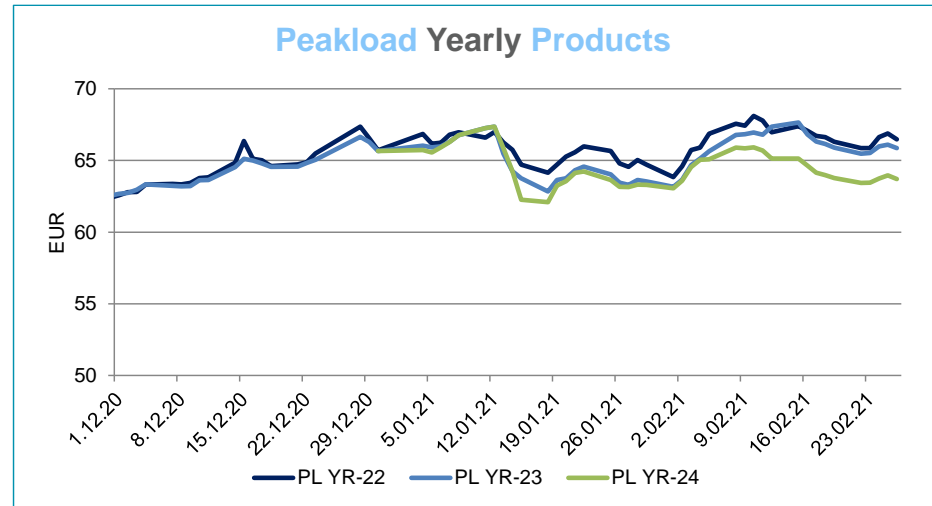
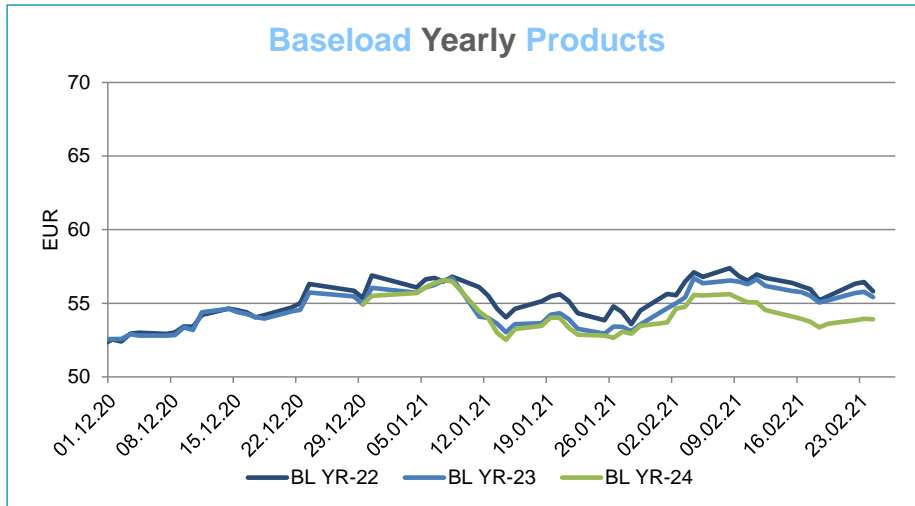
Trading Period: 02/2021

Settlement Prices

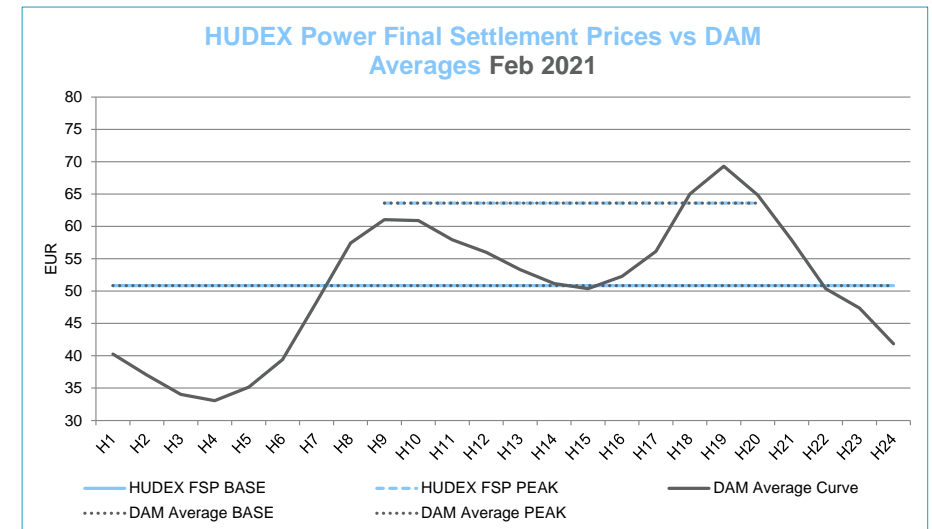
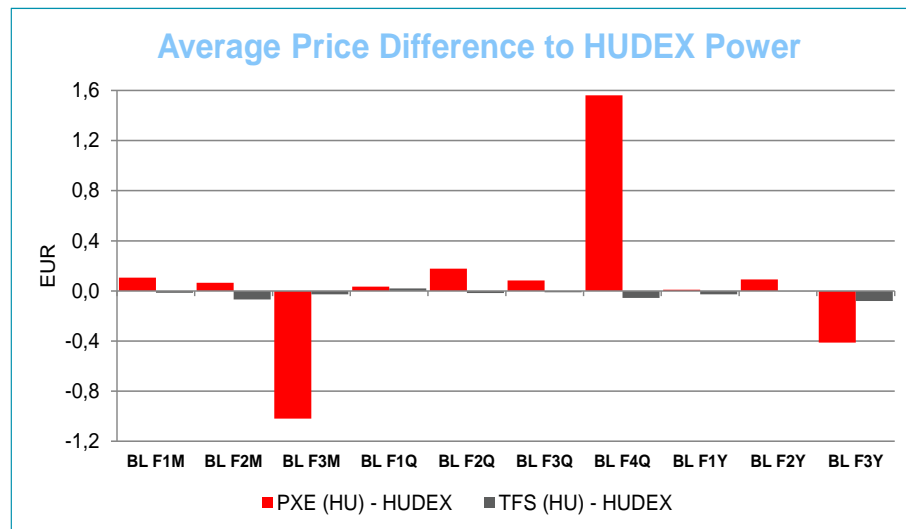


HUDEX Power

Trading Month February 2021



Average Price Difference and Final Settlement Prices

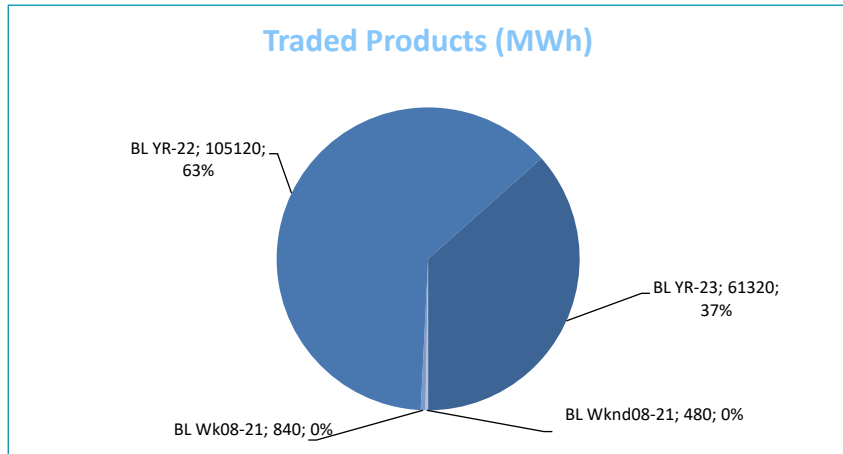
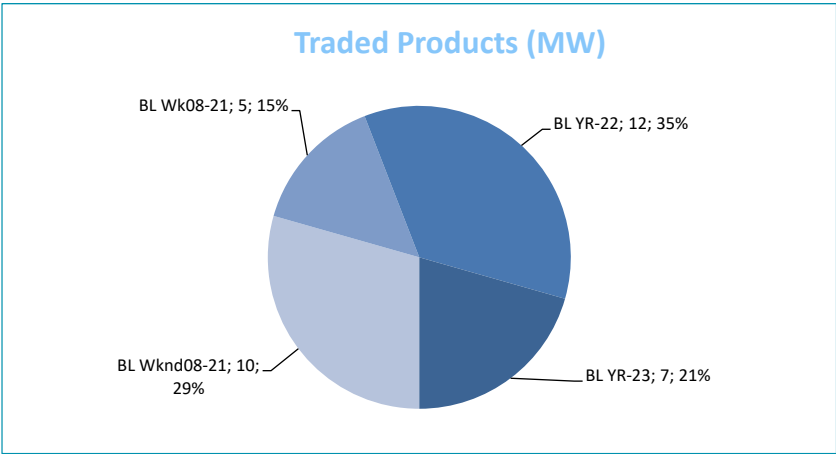
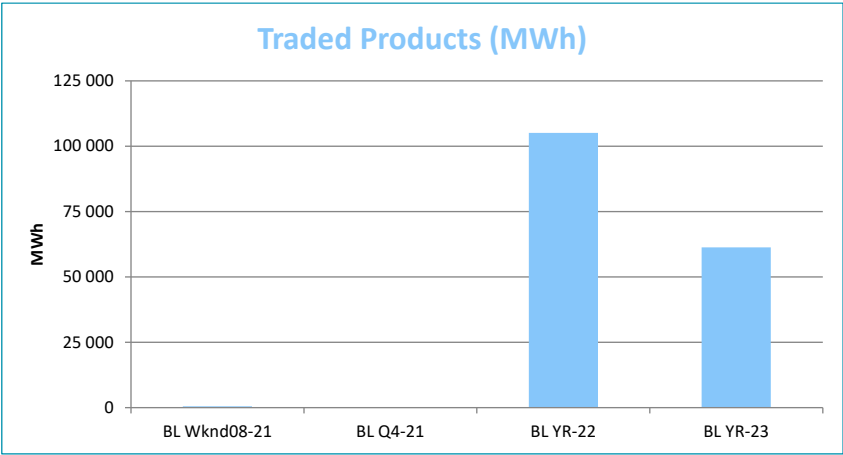
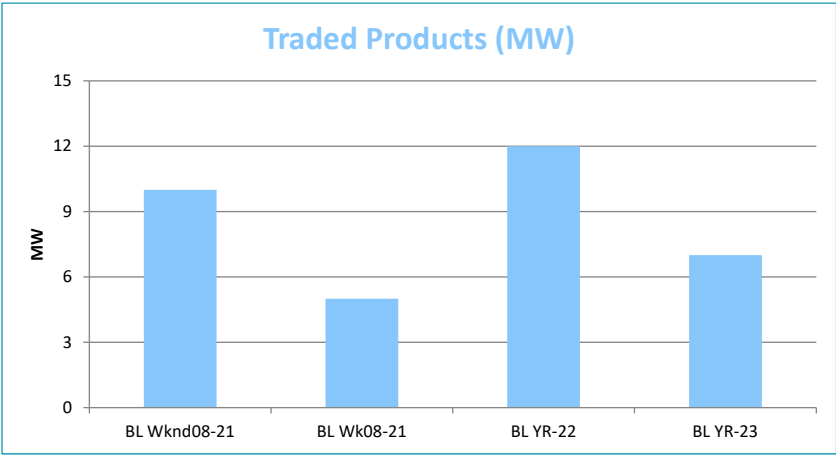


For information purposes only

HUDEX Market Operations

Trading Period: 02/2021

Traded Products in February



Monthly volumes

