

Monthly Report (November 2020)

In November the total and average daily traded volume was 116 635 MWh and 5 554 MWh respectively. The number of admitted members was 23 in the examined month.



## Admitted Members

- |                           |                                      |                                     |
|---------------------------|--------------------------------------|-------------------------------------|
| →Alpiq Energy SE          | →Freepoint Commodities Europe LLP    | →MET Austria Energy Trade GmbH      |
| →BC-Energiakereskedő Kft. | →GEN-I d.o.o.                        | →MOL Magyar Olaj- és Gázipari Nyrt. |
| →CEZ, a.s.                | →HEP d.d.                            | →MVM Partner Zrt.                   |
| →Danske Commodities A/S   | →Holding Slovenske Elektrarne d.o.o. | →OMV Marketing and Trading GmbH     |
| →EDF Trading Limited      | →LE Trading a.s.                     | →RWE Supply & Trading GmbH          |
| →EDS International SK     | →Magyar Áramszolgáltató Kft.         | →Sinergy Energiakereskedő Kft.      |
| →Enel Trade S.p.A.        | →Mátrai Erőmű Zrt.                   | →Uniper Global Commodities SE       |
| →EP Commodities a.s.      | →MAVIR ZRt.                          |                                     |

## Partners

- Tradition Financial Services Ltd. (broker)
- 42 Financial Services, a.s. (broker)
- ARRACO Global Markets Ltd. (broker)
- Griffin Markets Limited (broker)

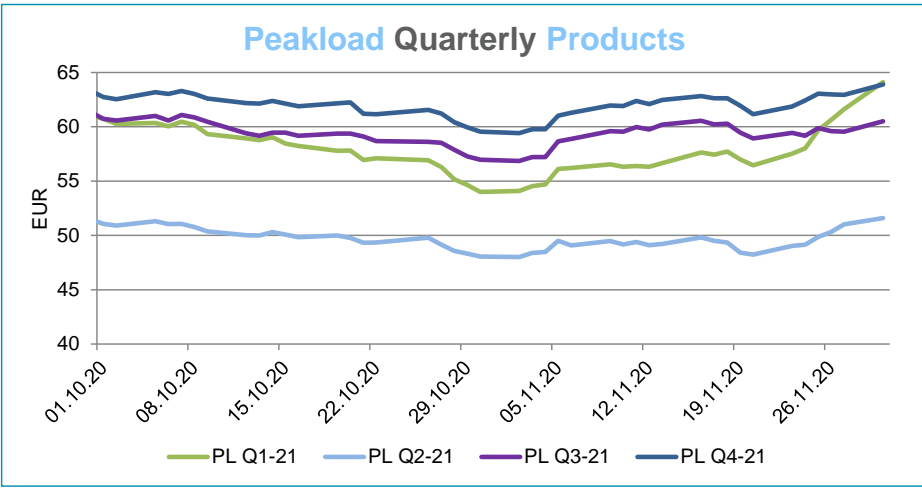
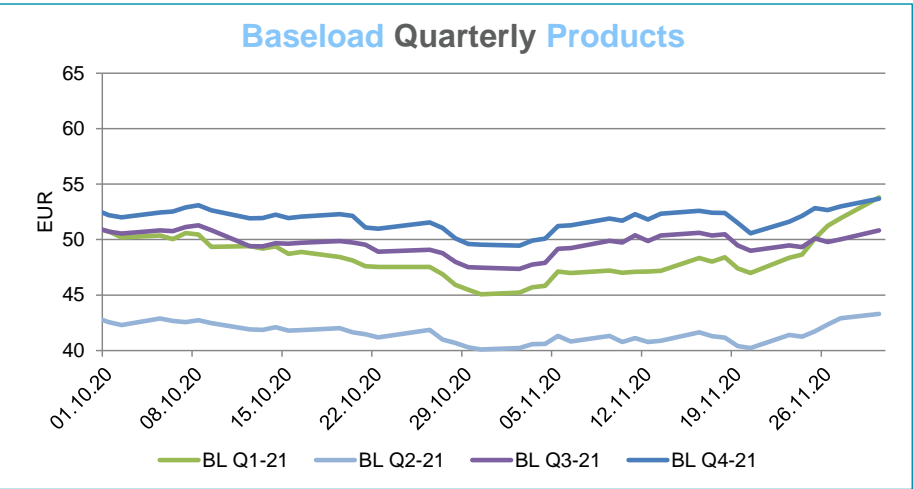
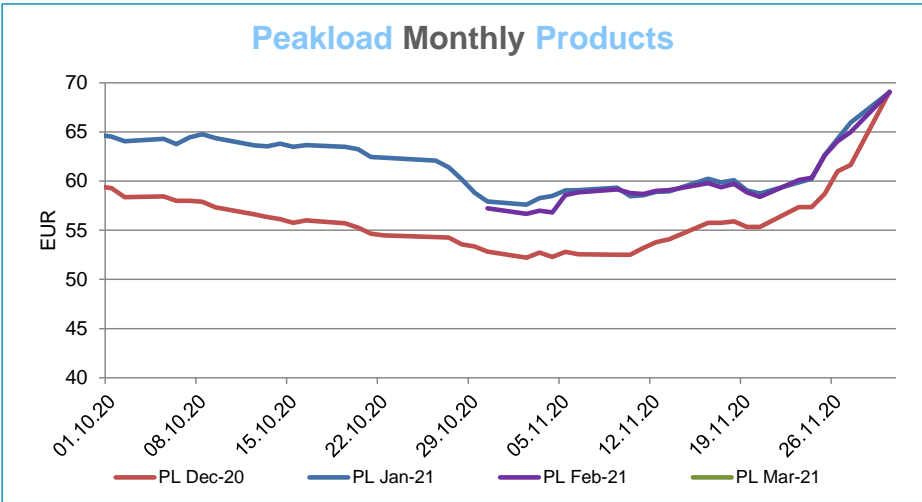
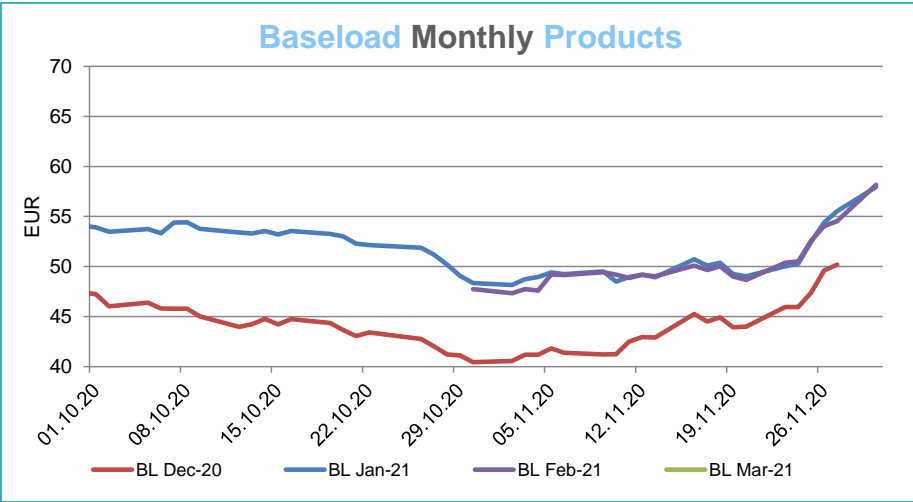
Instruments	BASE_avg	Low	High	PEAK_avg	Low	High
WK-46	41,78	41,56	42,03			
WK-47	43,18	41,83	44,32			
WK-48	45,36	41,73	49,59			
WK-49	47,08	41,09	60,10			
WK-50	47,52	43,70	55,33			
WK-51	47,20	44,44	52,55			
WK-52	41,76	40,98	44,31			
WK-53	63,02	63,02	63,02			
Dec-20	43,94	40,57	50,20	56,17	52,52	59,99
Jan-21	50,46	48,16	57,94	56,03	52,83	59,27
Feb-21	50,21	47,34	58,16	62,87	52,83	59,27
Q1-21	48,08	45,21	53,80	58,16	54,00	60,73
Q2-21	41,24	40,21	43,29	49,95	48,05	51,30
Q3-21	49,58	47,35	50,82	59,41	56,97	61,08
Q4-21	51,78	49,46	53,69	61,93	59,54	63,29
YR-21	47,68	45,58	50,40	57,47	54,67	59,32
YR-22	49,91	47,54	52,25	60,11	57,10	61,59
YR-23	50,65	48,97	52,55	61,60	59,09	62,79
<b>Final Settlement Price of Expired Products</b>						
Instruments	BASE			PEAK		
Wk44-20	35,27			-		
Wk45-20	39,23			-		
Wk46-20	49,52			-		
Wk47-20	47,32			-		
Wk48-20	62,42			-		
Nov-20	48,88			62,15		

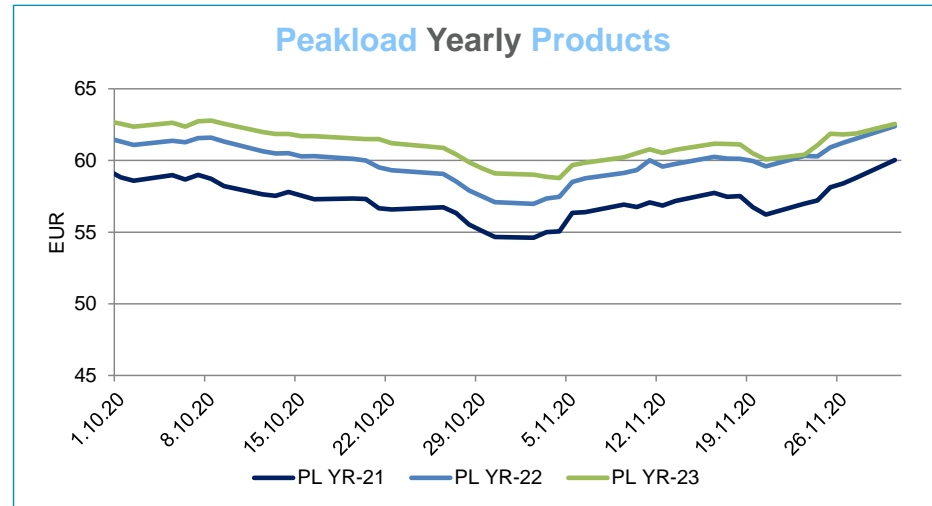
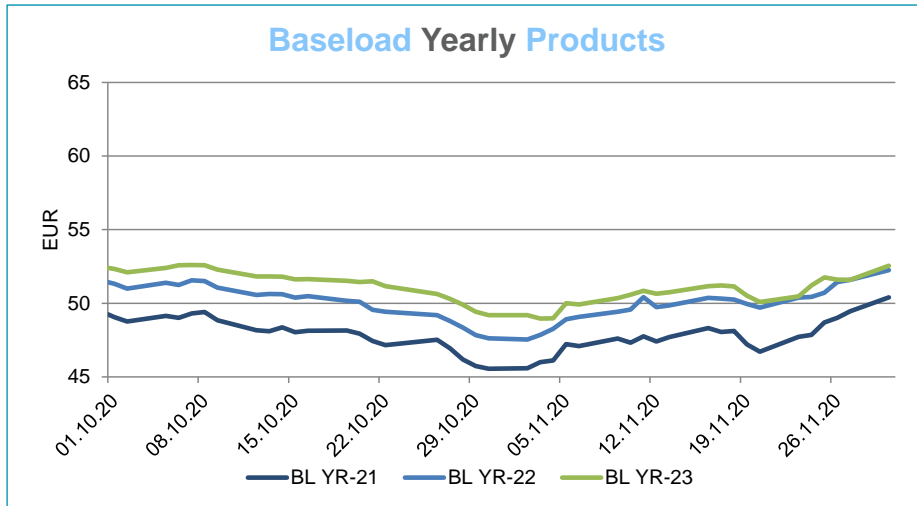
For information purposes only

HUDEX Market Operations

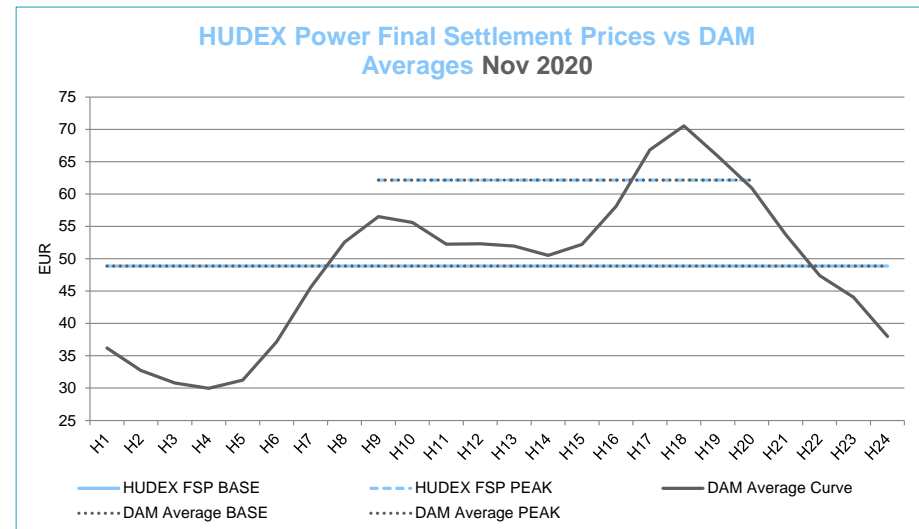
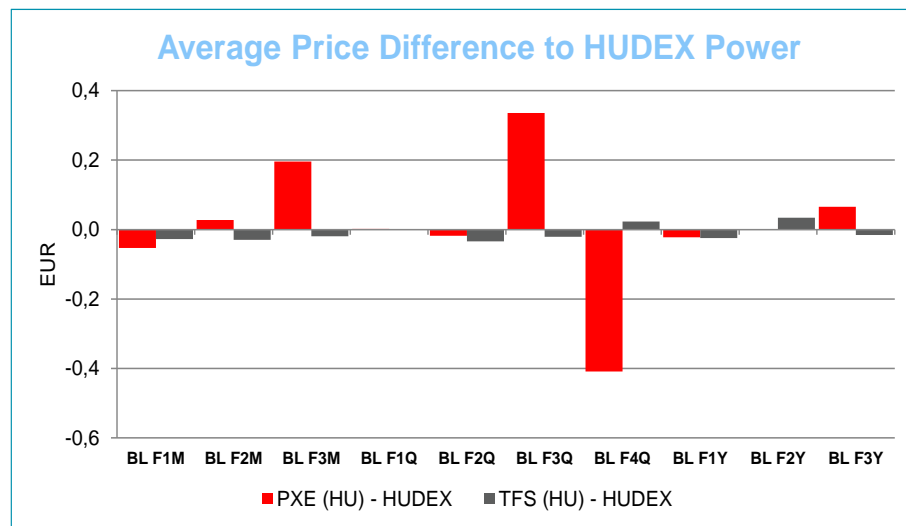
Trading Period: 11/2020

Settlement Prices





## Average Price Difference and Final Settlement Prices

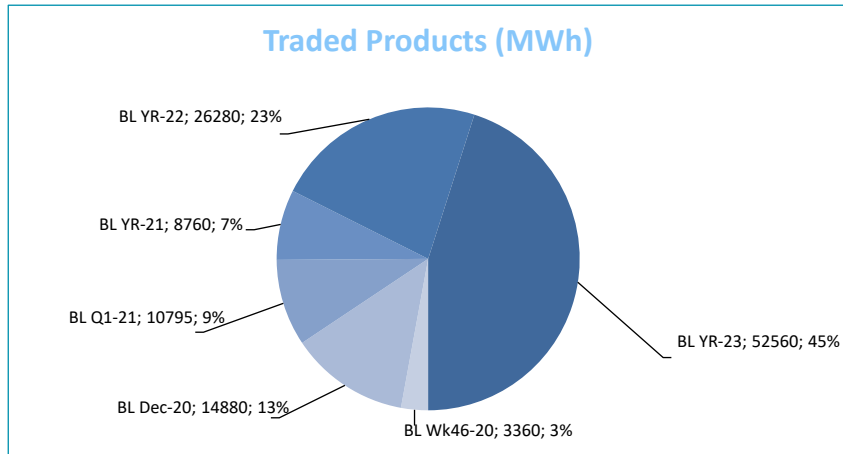
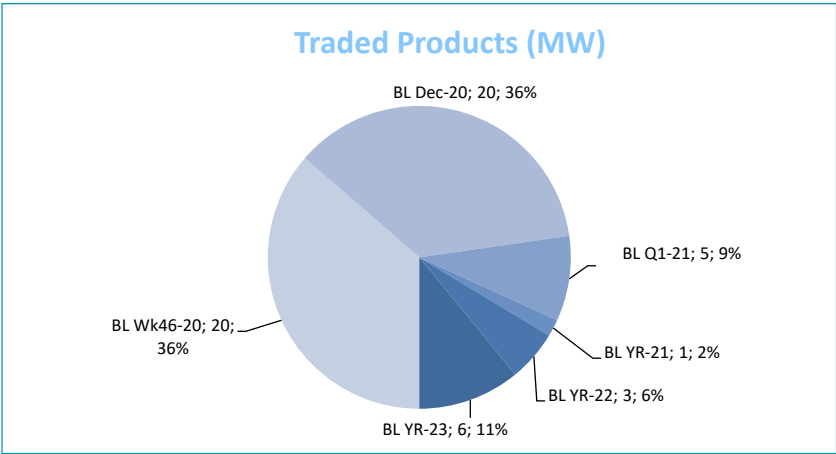
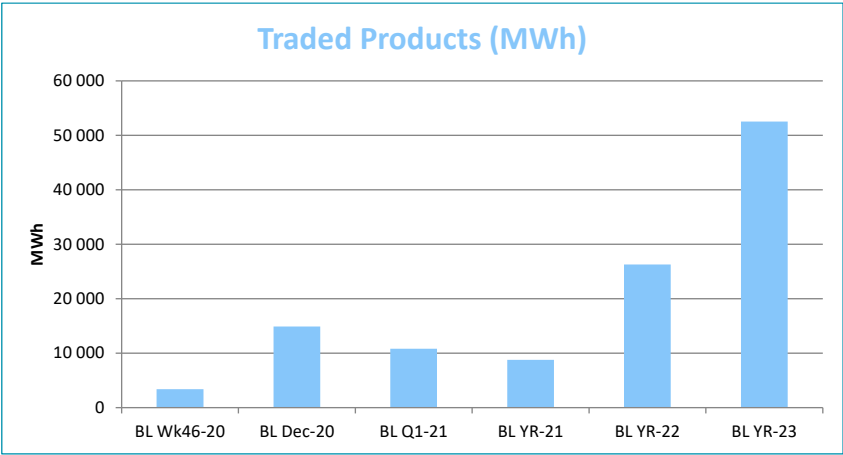
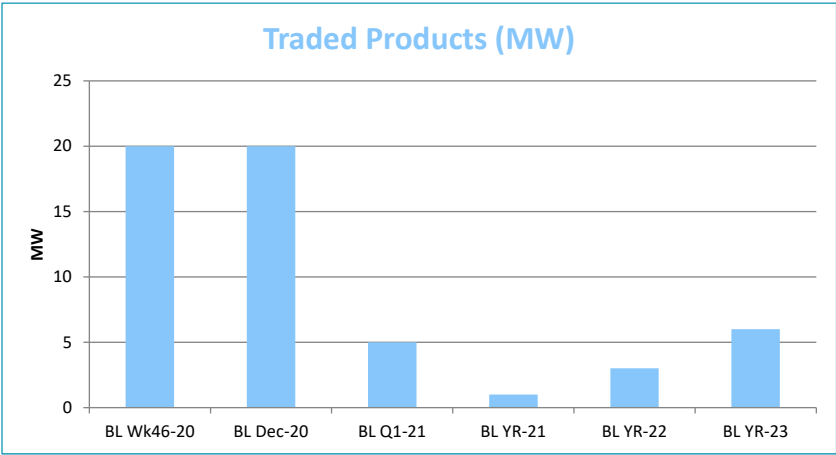


For information purposes only

HUDEX Market Operations

Trading Period: 11/2020

Traded Products in November



Monthly volumes

