

Monthly Report (January 2020)

In January the total and average daily traded volume was 49 320 MWh and 2 241,8 MWh respectively. The number of admitted members was 24 in the examined month.

Admitted Members

- Alpiq Energy SE
- BC-Energiakereskedő Kft.
- CEZ, a.s.
- CHP ERŐMŰ Kft.
- Danske Commodities A/S
- EDF Trading Limited
- EDS International SK
- Enel Trade S.p.A.

- EP Commodities a.s.
- Freepoint Commodities Europe LLP
- GEN-I d.o.o.
- HEP d.d.
- Holding Slovenske Elektrarne d.o.o.
- LE Trading a.s.
- Magyar Áramszolgáltató Kft.
- Mátrai Erőmű Zrt.

- MAVIR Zrt.
- MET Austria Energy Trade GmbH
- MOL Magyar Olaj- és Gázipari Nyrt.
- MVM Partner Zrt.
- OMV Marketing and Trading GmbH
- RWE Supply &Trading GmbH
- Sinergy Energiakereskedő Kft.
- Watt & Volt SA

Partners

- Tradition Financial Services Ltd. (broker)
- 42 Financial Services, a.s. (broker)
- ARRACO Global Markets Ltd. (broker)

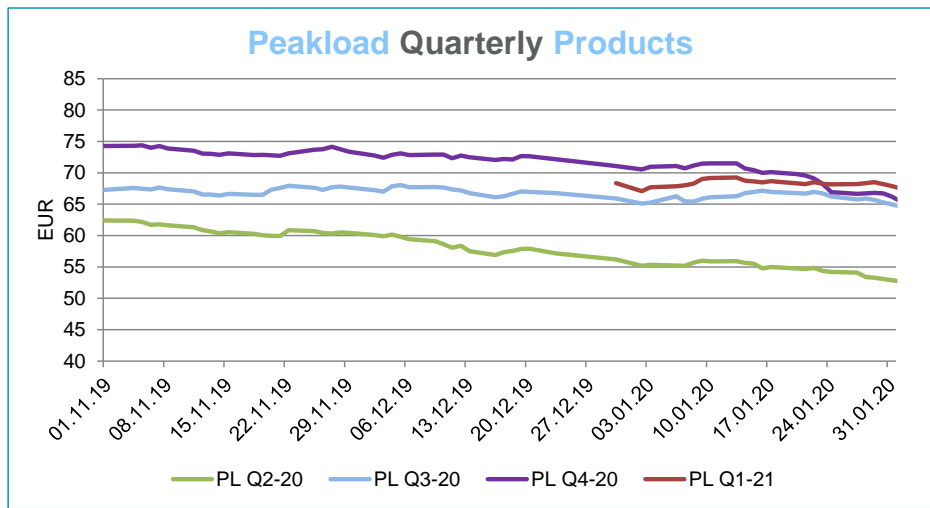
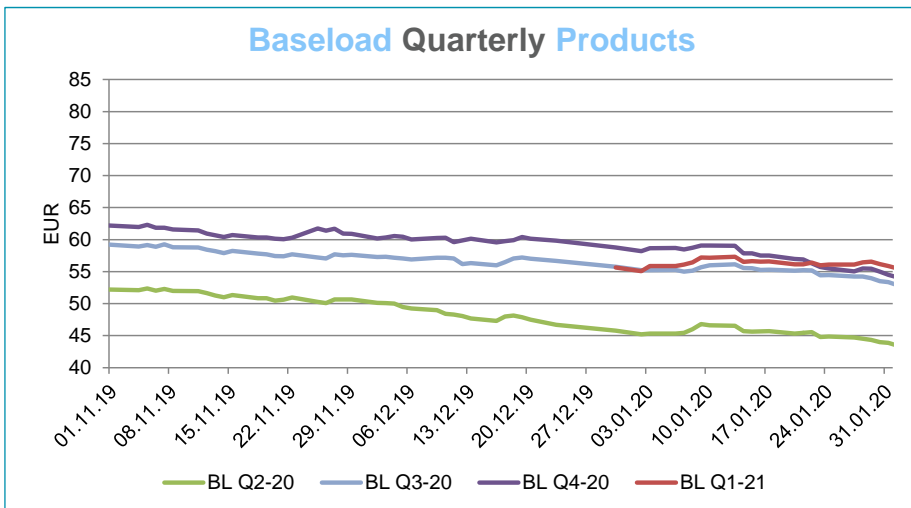
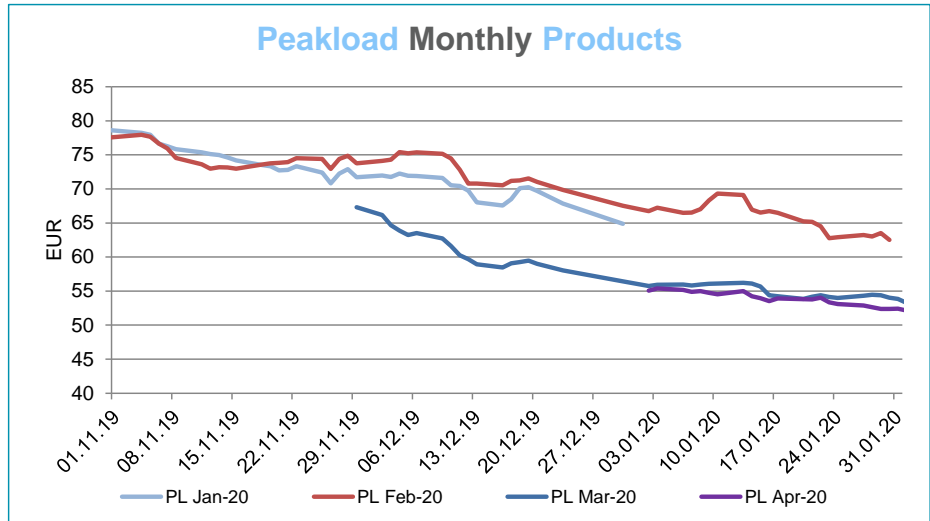
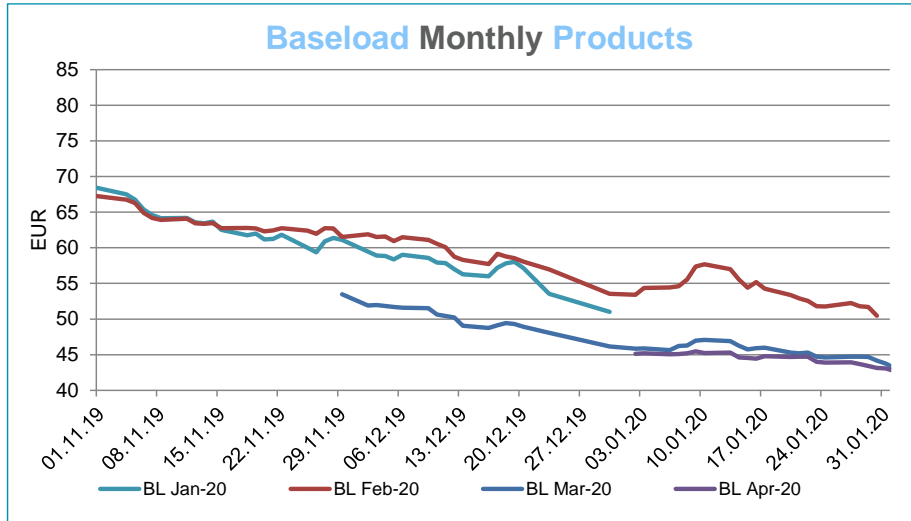
Instruments	BASE_avg	Low	High	PEAK_avg	Low	High
WK-03	53,57	50,49	57,79			
WK-04	55,41	52,65	60,10			
WK-05	53,17	38,61	56,86			
WK-06	53,93	48,52	56,73			
WK-07	54,27	48,78	57,99			
WK-08	52,95	50,93	54,52			
WK-09	51,46	50,25	52,00			
WK-10	50,57	50,57	50,57			
Feb-20	53,92	50,48	57,67	65,73	62,53	69,30
Mar-20	45,54	43,76	47,07	54,99	53,85	56,21
Apr-20	44,51	43,07	45,48	53,92	52,38	55,40
Q2-20	45,33	43,87	46,79	54,77	52,89	56,01
Q3-20	54,96	53,36	56,14	66,11	64,97	67,15
Q4-20	57,16	54,50	59,09	69,40	66,21	71,52
Q1-21	56,33	55,07	57,32	68,34	67,06	69,26
YR-21	54,82	53,04	56,30	66,57	65,12	67,45
YR-22	55,34	53,86	58,60	67,07	65,67	67,89
YR-23	55,63	54,79	56,13	67,82	66,60	68,79
Final Settlement Price of Expired Products						
Instruments	BASE			PEAK		
Wk01-20	39,13			-		
Wk02-20	53,44			-		
Wk03-20	58,85			-		
Wk04-20	53,62			-		
Wk05-20	49,70			-		
Jan-20	52,96			63,64		

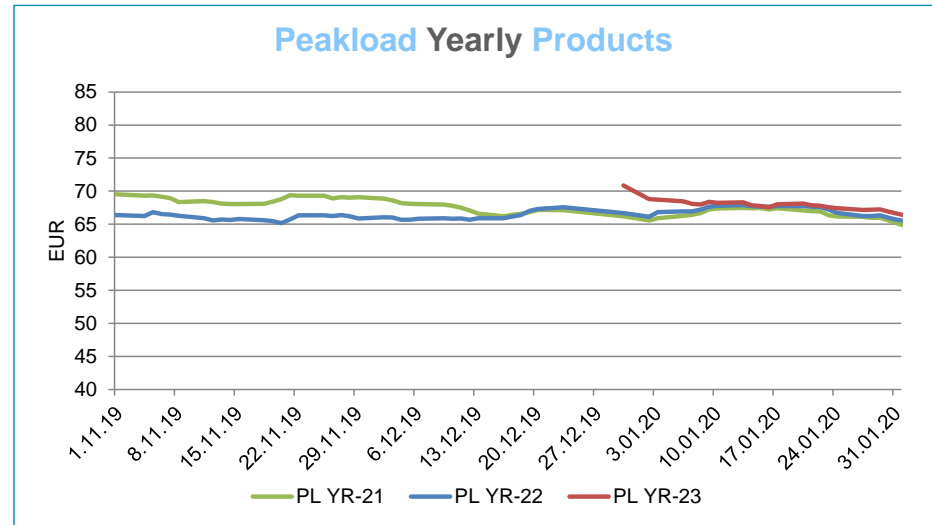
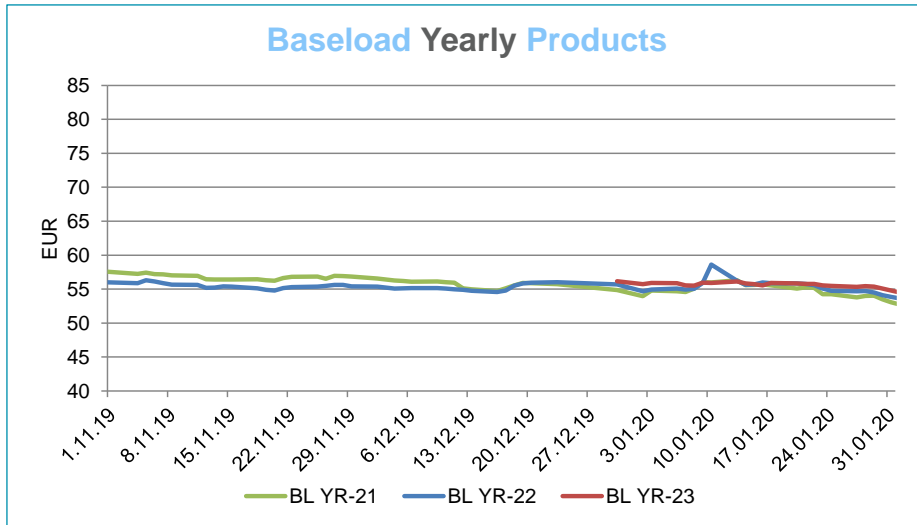
For information purposes only

HUDEX Market Operations

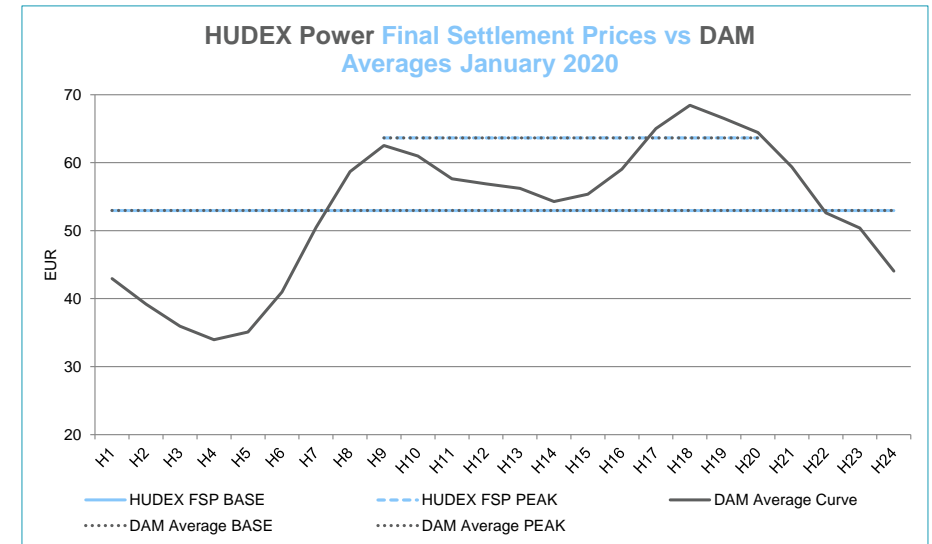
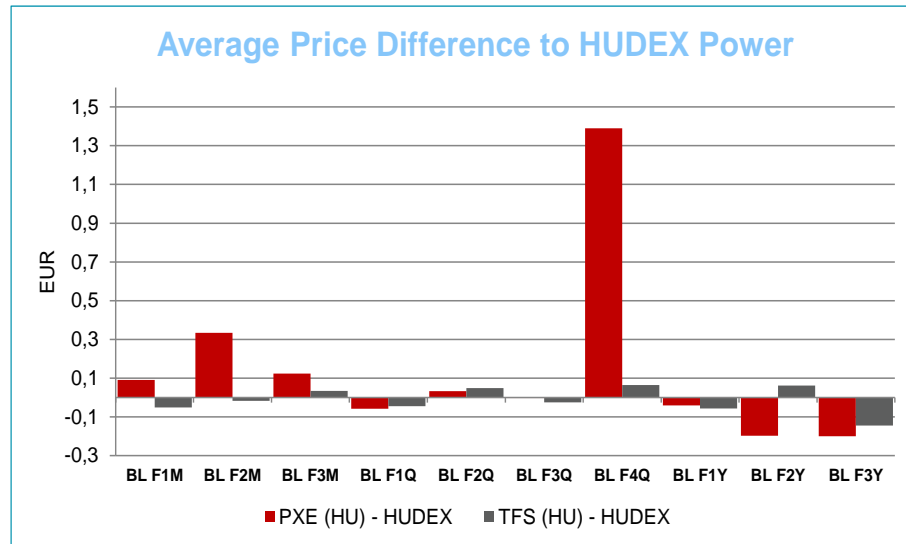
Trading Period: 01/2020

Settlement Prices





Average Price Difference and Final Settlement Prices

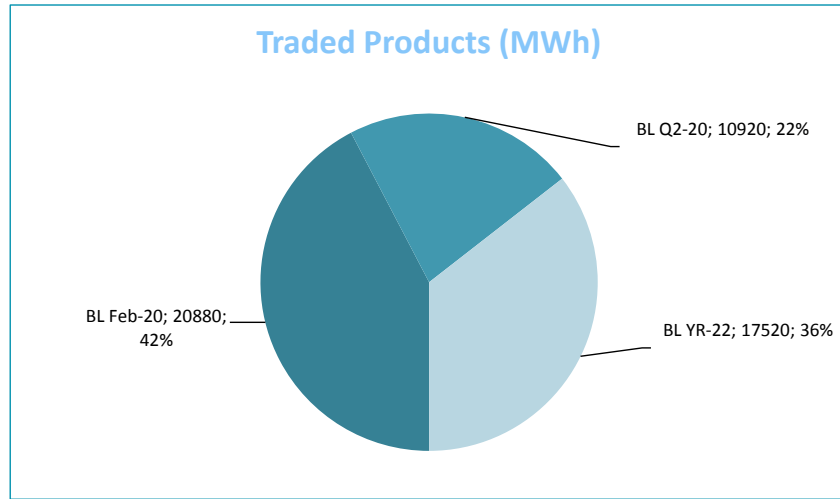
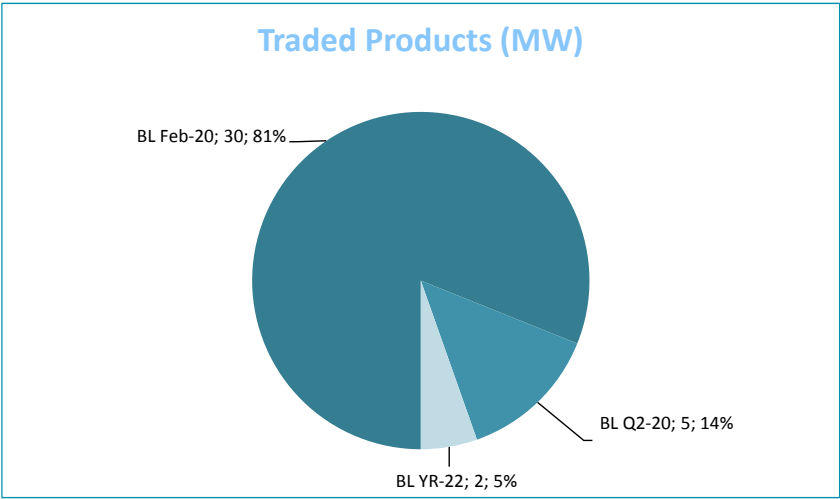
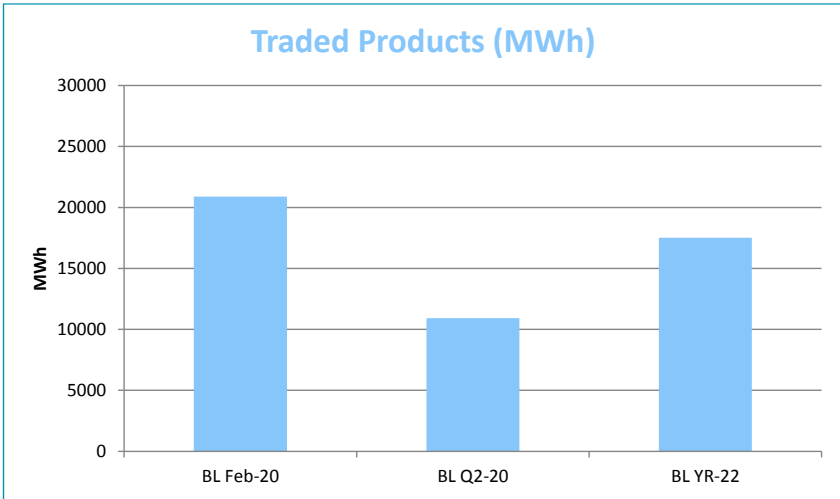
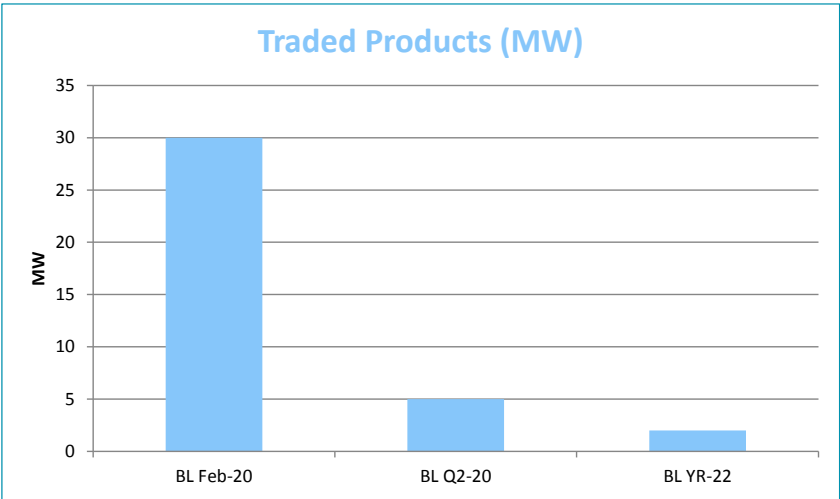


For information purposes only

HUDEX Market Operations

Trading Period: 01/2020

Traded Products in January



Monthly volumes

