

Monthly Report (February 2020)

In February the total and average daily traded volume was 54 845 MWh and 2 742,3 MWh respectively. The number of admitted members was 24 in the examined month.

Admitted Members

- Alpiq Energy SE
- BC-Energiakereskedő Kft.
- CEZ, a.s.
- CHP ERŐMŰ Kft.
- Danske Commodities A/S
- EDF Trading Limited
- EDS International SK
- Enel Trade S.p.A.

- EP Commodities a.s.
- Freepoint Commodities Europe LLP
- GEN-I d.o.o.
- HEP d.d.
- Holding Slovenske Elektrarne d.o.o.
- LE Trading a.s.
- Magyar Áramszolgáltató Kft.
- Mátrai Erőmű Zrt.

- MAVIR Zrt.
- MET Austria Energy Trade GmbH
- MOL Magyar Olaj- és Gázipari Nyrt.
- MVM Partner Zrt.
- OMV Marketing and Trading GmbH
- RWE Supply & Trading GmbH
- Sinergy Energiakereskedő Kft.
- Watt & Volt SA

Partners

- Tradition Financial Services Ltd. (broker)
- 42 Financial Services, a.s. (broker)
- ARRACO Global Markets Ltd. (broker)
- Griffin Markets Limited (broker)

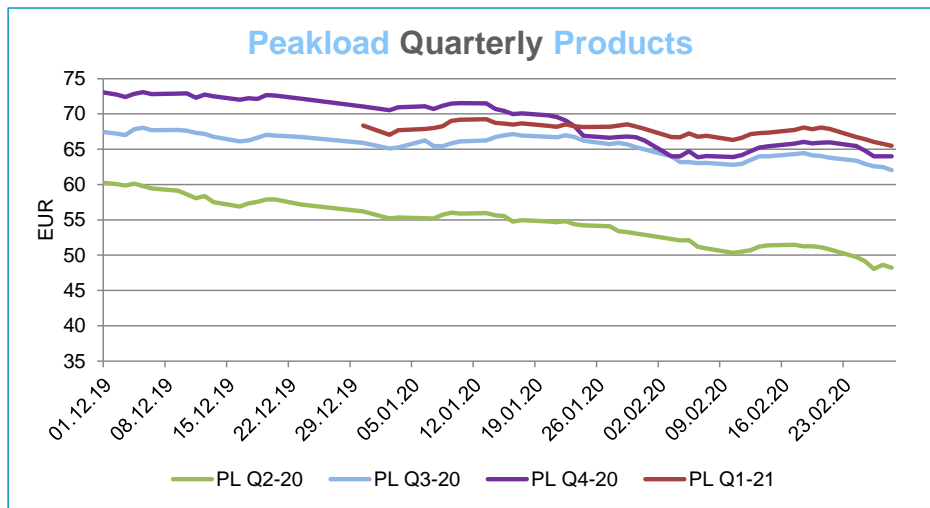
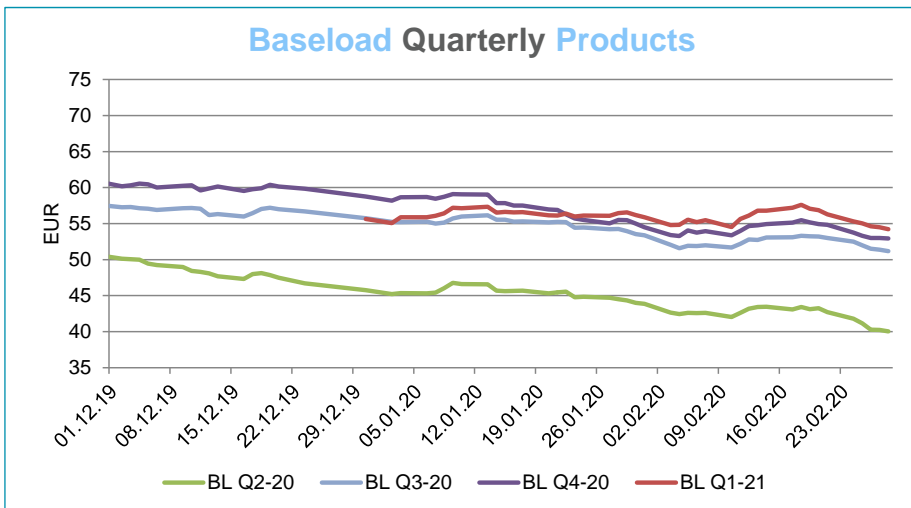
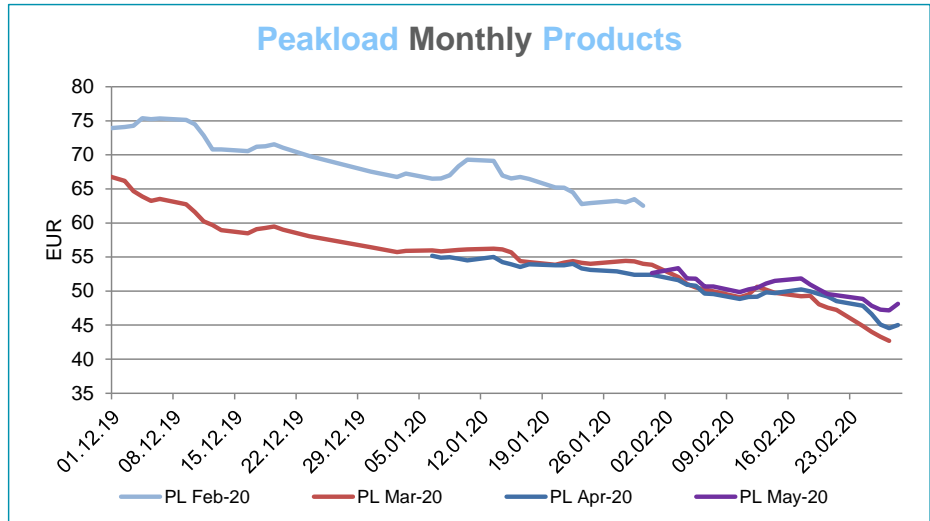
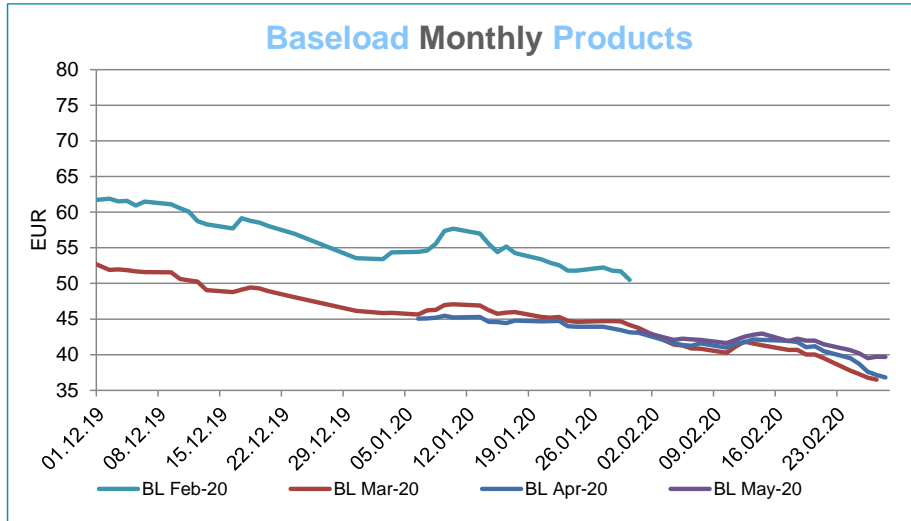
Instruments	BASE_avg	Low	High	PEAK_avg	Low	High
WK-07	42,03	40,04	45,73			
WK-08	42,62	41,28	46,34			
WK-09	41,68	38,39	45,03			
WK-10	41,99	35,82	50,57			
WK-11	39,84	36,02	41,30			
WK-12	39,57	36,77	42,37			
WK-13	37,72	36,74	39,96			
WK-14	36,68	36,68	36,68			
Mar-20	40,10	36,50	41,97	48,38	42,69	52,08
Apr-20	40,63	36,80	42,16	48,79	44,55	51,60
May-20	41,61	39,51	42,96	50,14	47,17	53,36
Q2-20	42,34	40,05	43,47	50,63	48,04	52,30
Q3-20	52,32	51,17	53,31	63,39	62,02	64,44
Q4-20	54,09	52,93	55,49	64,79	63,87	66,04
Q1-21	55,73	54,23	57,62	66,96	65,49	68,09
YR-21	53,28	51,94	55,23	64,43	62,83	65,83
YR-22	54,43	53,15	56,33	65,93	64,58	67,45
YR-23	54,66	53,67	56,60	66,22	65,19	67,78
Final Settlement Price of Expired Products						
Instruments	BASE			PEAK		
Wk06-20	41,90			-		
Wk07-20	39,94			-		
Wk08-20	39,52			-		
Wk09-20	36,41			-		
Feb-20	39,85			46,24		

For information purposes only

HUDEX Market Operations

Trading Period: 02/2020

Settlement Prices



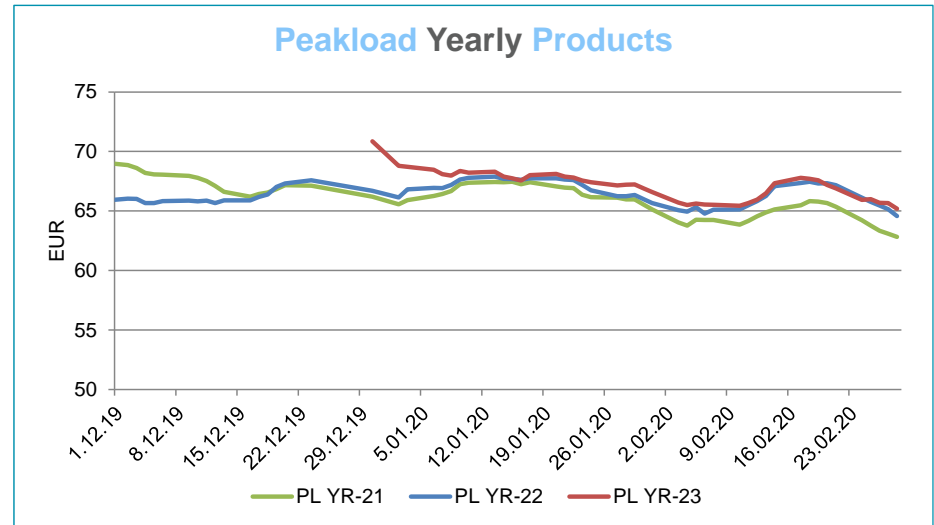
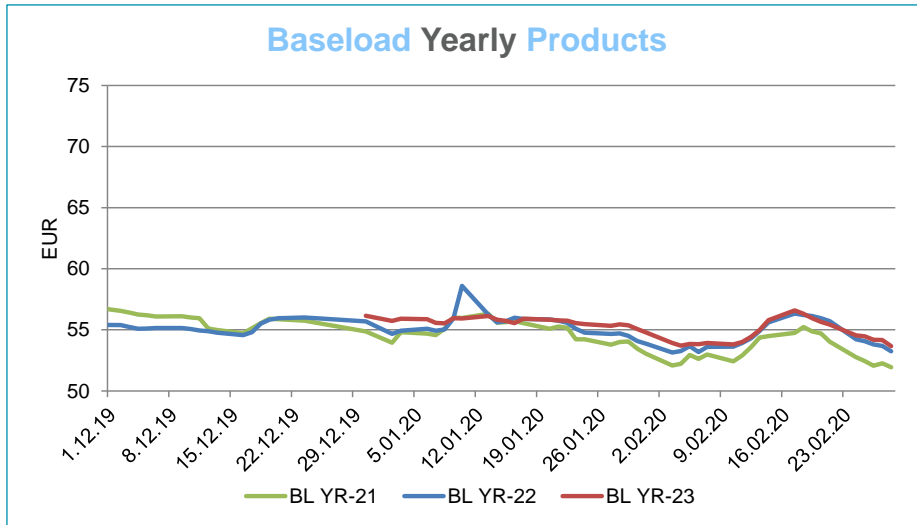
For information purposes only

HUDEX Market Operations

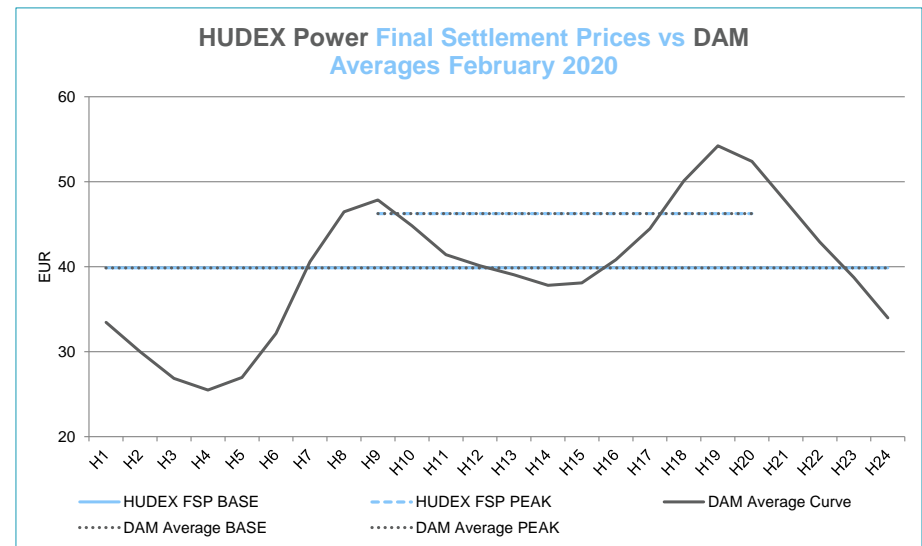
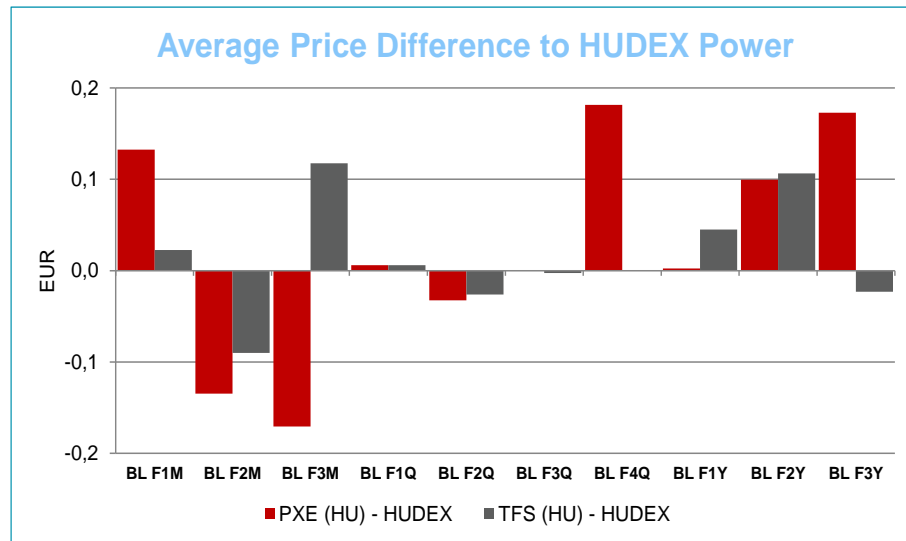
Trading Period: 02/2020

HUDEX Power

Trading Month February 2020



Average Price Difference and Final Settlement Prices

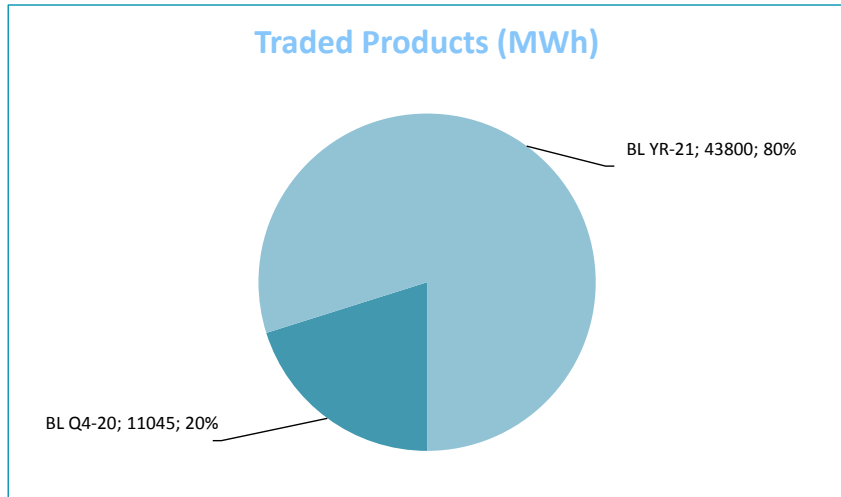
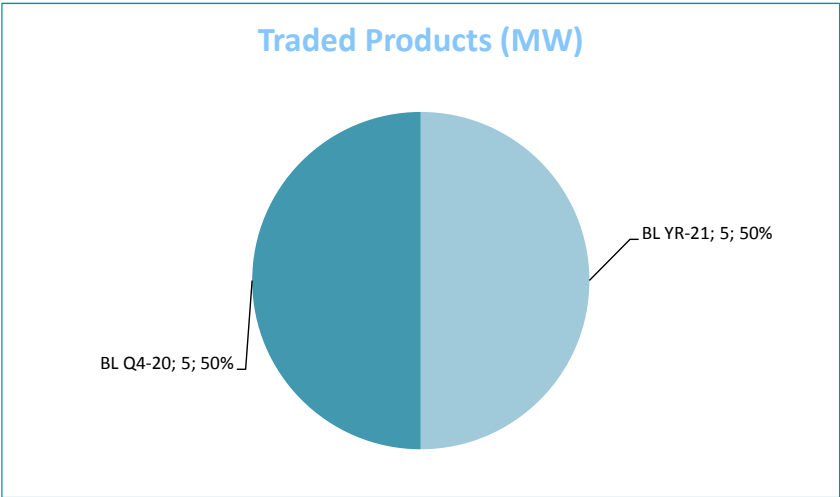
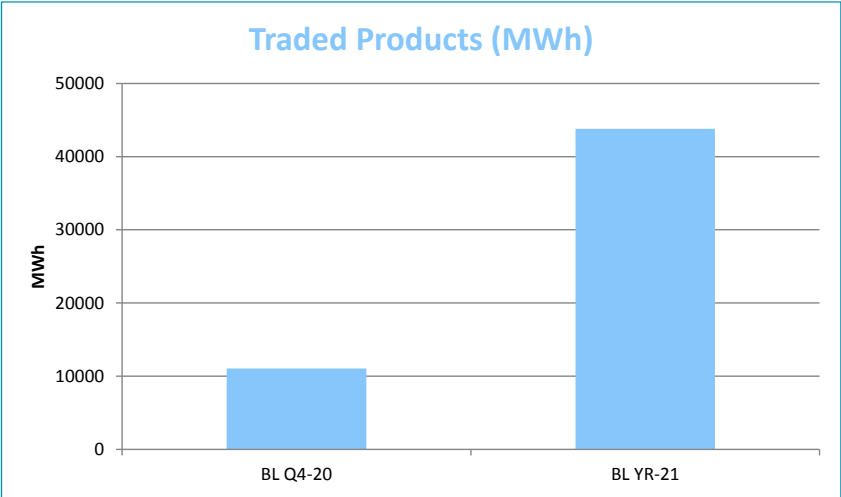
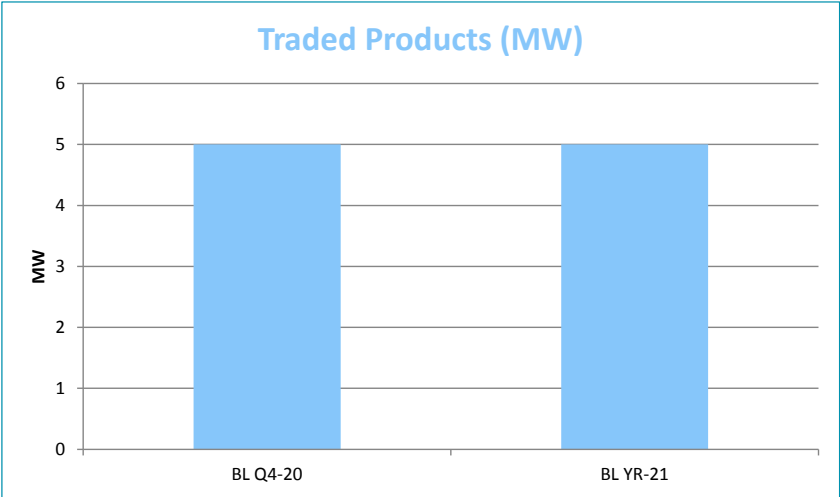


For information purposes only

HUDEX Market Operations

Trading Period: 02/2020

Traded Products in February



Monthly volumes

