

Monthly Report (December 2020)

In December the total and average daily traded volume was 52 560 MWh and 2 628 MWh respectively. The number of admitted members was 23 in the examined month.



Admitted Members

- | | | |
|---------------------------|--------------------------------------|-------------------------------------|
| →Alpiq Energy SE | →Freepoint Commodities Europe LLP | →MET Austria Energy Trade GmbH |
| →BC-Energiakereskedő Kft. | →GEN-I d.o.o. | →MOL Magyar Olaj- és Gázipari Nyrt. |
| →CEZ, a.s. | →HEP d.d. | →MVM Partner Zrt. |
| →Danske Commodities A/S | →Holding Slovenske Elektrarne d.o.o. | →OMV Marketing and Trading GmbH |
| →EDF Trading Limited | →LE Trading a.s. | →RWE Supply & Trading GmbH |
| →EDS International SK | →Magyar Áramszolgáltató Kft. | →Sinergy Energiakereskedő Kft. |
| →Enel Trade S.p.A. | →Mátrai Erőmű Zrt. | →Uniper Global Commodities SE |
| →EP Commodities a.s. | →MAVIR ZRt. | |

Partners

- Tradition Financial Services Ltd. (broker)
- 42 Financial Services, a.s. (broker)
- ARRACO Global Markets Ltd. (broker)
- Griffin Markets Limited (broker)

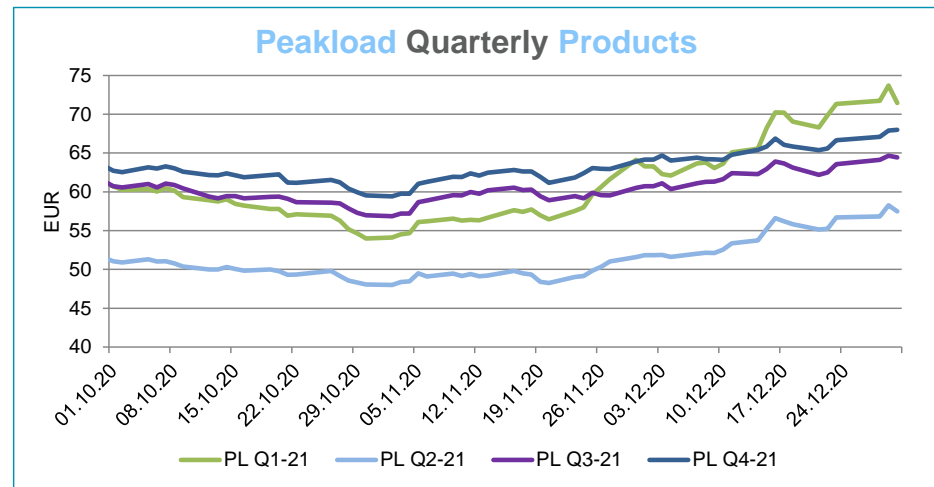
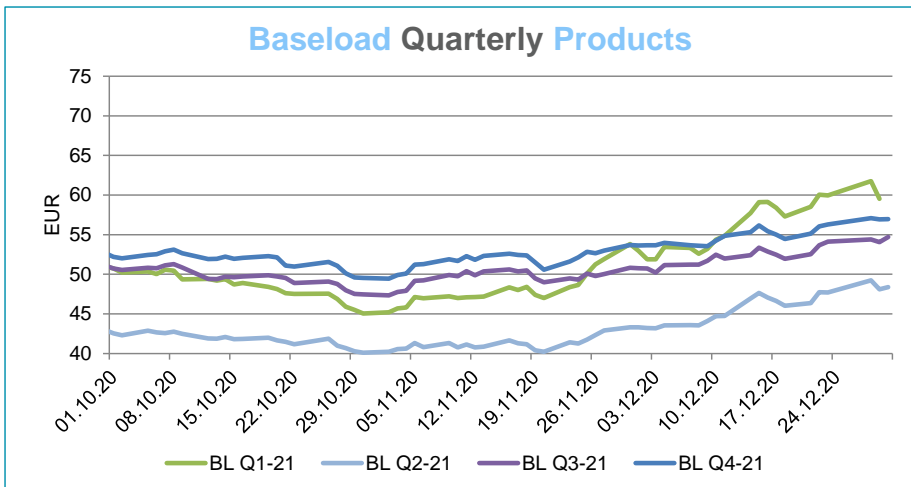
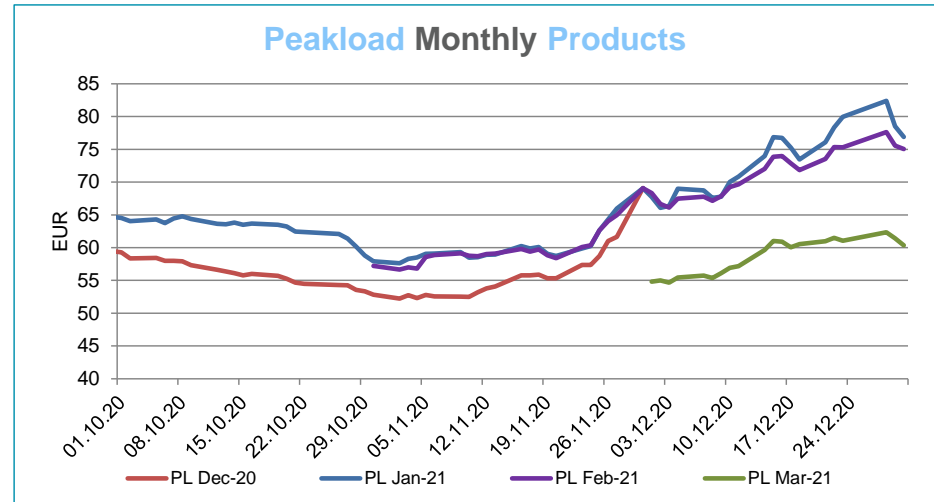
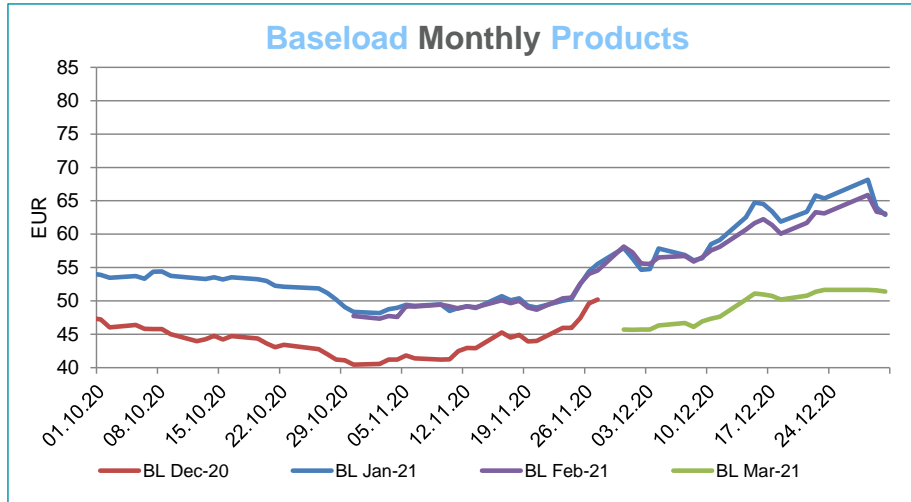
Instruments	BASE_avg	Low	High	PEAK_avg	Low	High
WK-50	56,57	55,45	58,52			
WK-51	53,23	51,05	58,83			
WK-52	50,11	40,72	57,21			
WK-53	50,70	42,04	63,02			
WK-01	63,31	46,49	67,22			
WK-02	63,69	59,16	64,95			
WK-03	62,03	55,01	64,19			
WK-04	58,59	57,12	63,00			
Jan-21	60,86	54,65	68,16	73,13	66,06	82,38
Feb-21	59,81	55,55	65,88	71,36	66,12	77,64
Mar-21	49,00	45,67	51,66	58,56	66,12	77,64
Q1-21	56,32	51,88	61,77	67,18	62,09	73,70
Q2-21	45,79	43,18	49,23	54,63	51,63	58,27
Q3-21	52,40	50,20	54,69	62,62	60,36	65,20
Q4-21	54,98	53,54	57,07	65,65	64,04	67,98
YR-21	52,28	49,74	55,60	62,41	59,54	66,10
YR-22	53,97	52,40	56,31	64,49	62,56	67,35
YR-23	53,83	52,57	55,74	64,28	62,67	66,65
Final Settlement Price of Expired Products						
Instruments	BASE			PEAK		
Wk49-20	61,84			-		
Wk50-20	62,96			-		
Wk51-20	68,95			-		
Wk52-20	47,88			-		
Dec-20	58,18			79,98		
Q1-21	59,53			71,46		
YR-21	54,65			65,36		

For information purposes only

HUDEX Market Operations

Trading Period: 12/2020

Settlement Prices



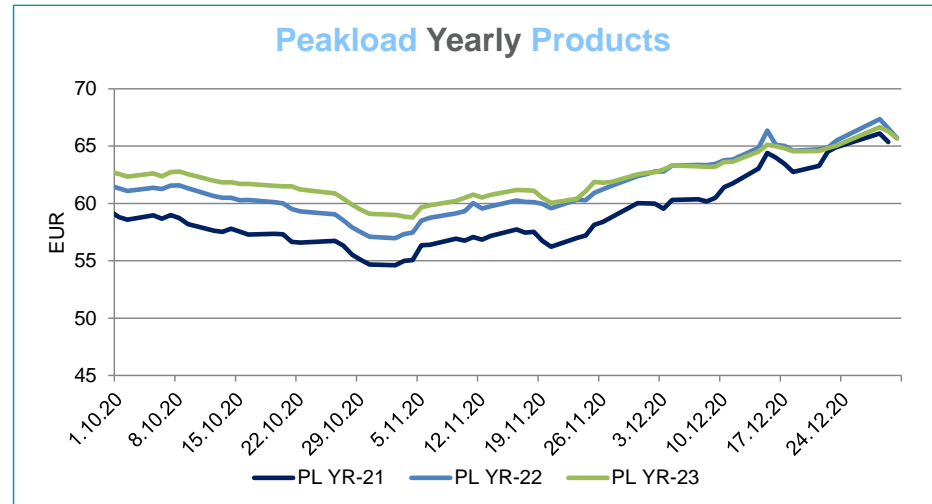
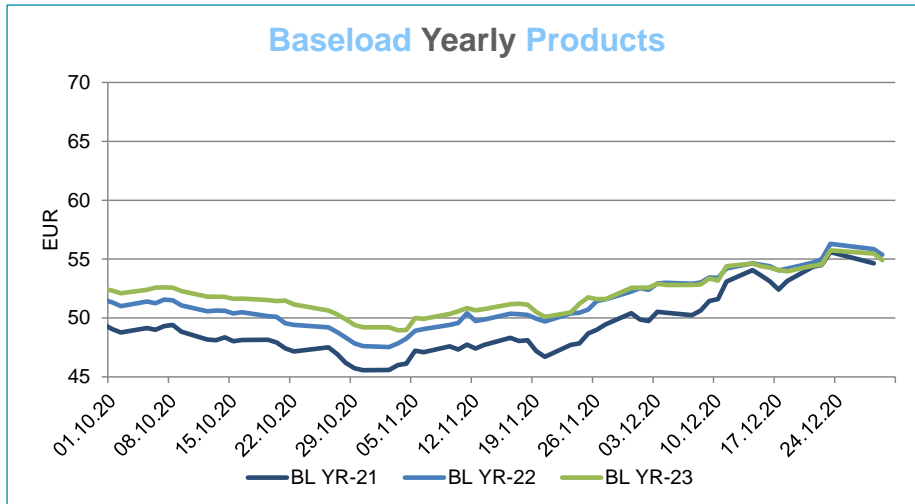
For information purposes only

HUDEX Market Operations

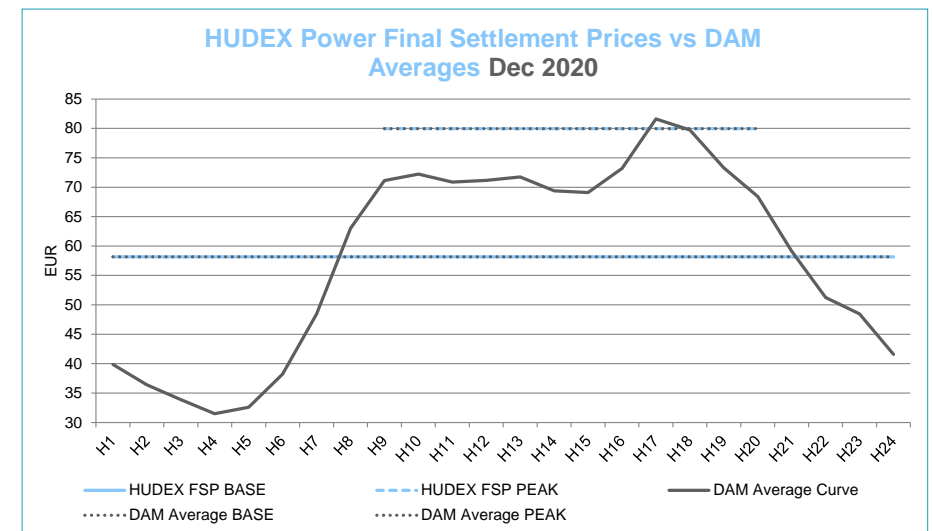
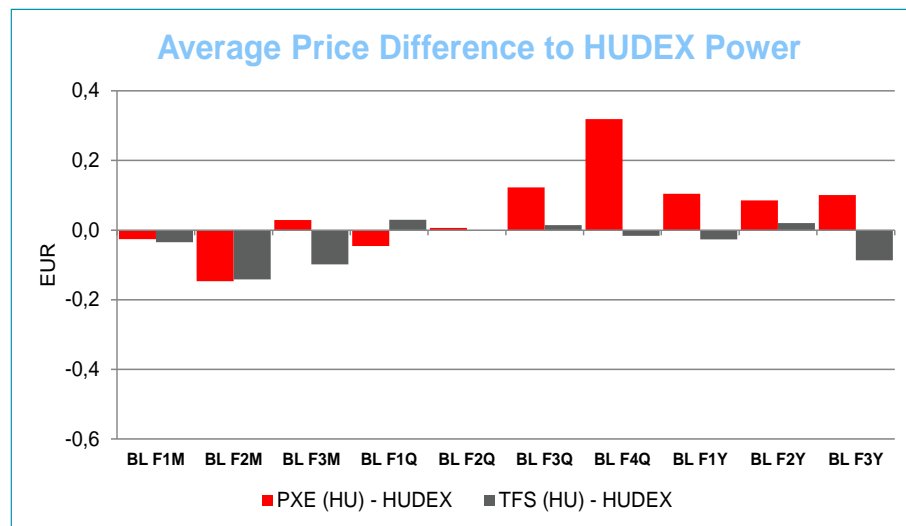
Trading Period: 12/2020

HUDEX Power

Trading Month December 2020



Average Price Difference and Final Settlement Prices

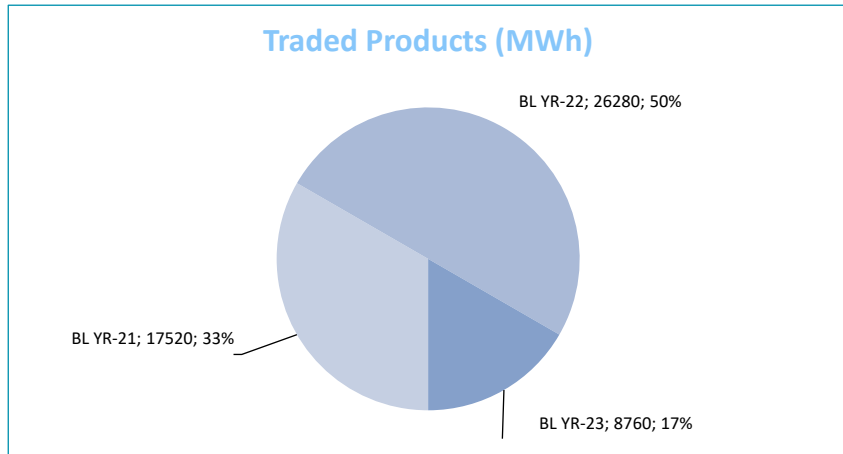
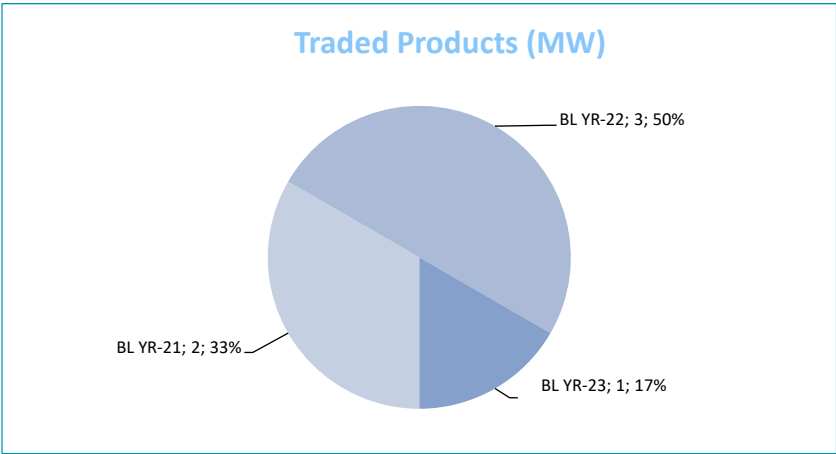
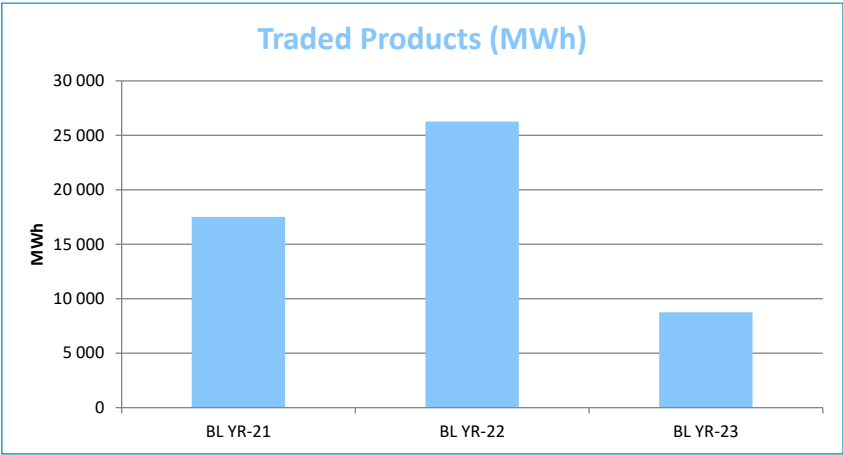
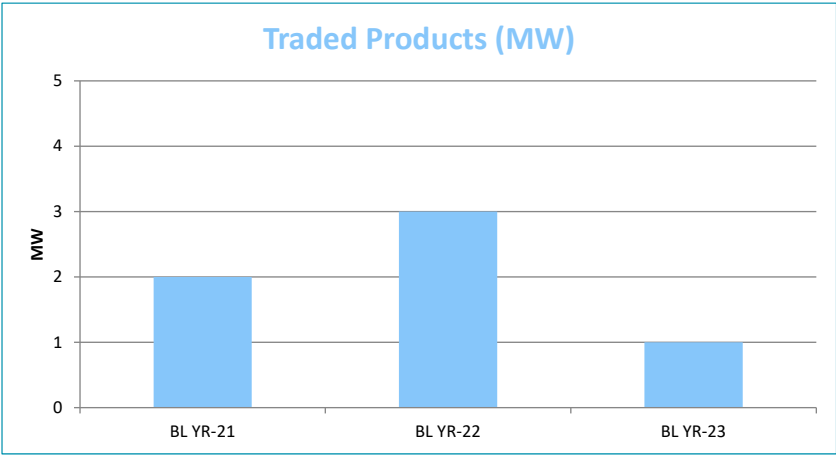


For information purposes only

HUDEX Market Operations

Trading Period: 12/2020

Traded Products in December



Monthly volumes

