

Monthly Report (August 2020)

In August the total and average daily traded volume was 513 127 MWh and 27 007 MWh respectively. The number of admitted members was 23 in the examined month.



Admitted Members

- | | | |
|---------------------------|--------------------------------------|-------------------------------------|
| →Alpiq Energy SE | →Freepoint Commodities Europe LLP | →MET Austria Energy Trade GmbH |
| →BC-Energiakereskedő Kft. | →GEN-I d.o.o. | →MOL Magyar Olaj- és Gázipari Nyrt. |
| →CEZ, a.s. | →HEP d.d. | →MVM Partner Zrt. |
| →Danske Commodities A/S | →Holding Slovenske Elektrarne d.o.o. | →OMV Marketing and Trading GmbH |
| →EDF Trading Limited | →LE Trading a.s. | →RWE Supply & Trading GmbH |
| →EDS International SK | →Magyar Áramszolgáltató Kft. | →Sinergy Energiakereskedő Kft. |
| →Enel Trade S.p.A. | →Mátrai Erőmű Zrt. | →Uniper Global Commodities SE |
| →EP Commodities a.s. | →MAVIR ZRt. | |

Partners

- Tradition Financial Services Ltd. (broker)
- 42 Financial Services, a.s. (broker)
- ARRACO Global Markets Ltd. (broker)
- Griffin Markets Limited (broker)

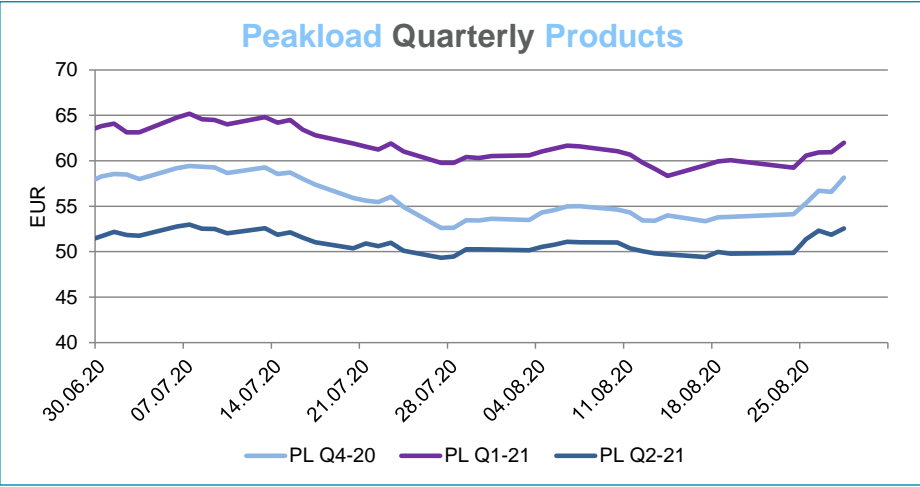
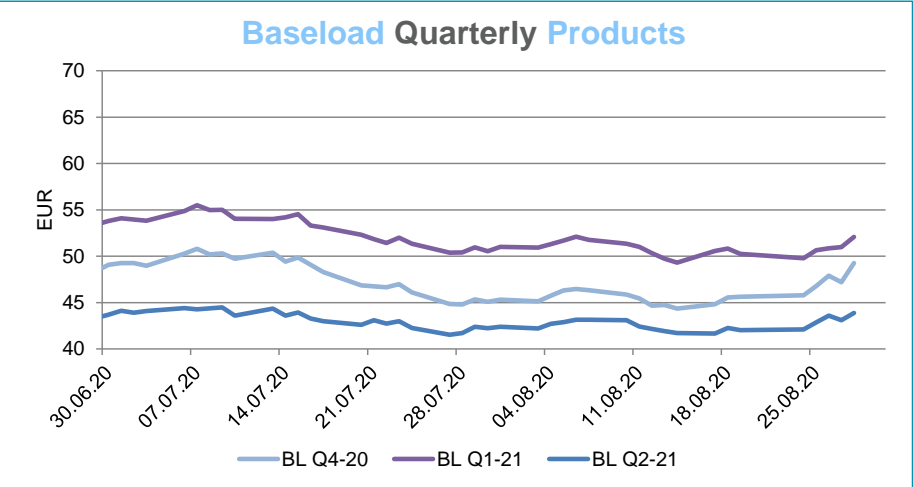
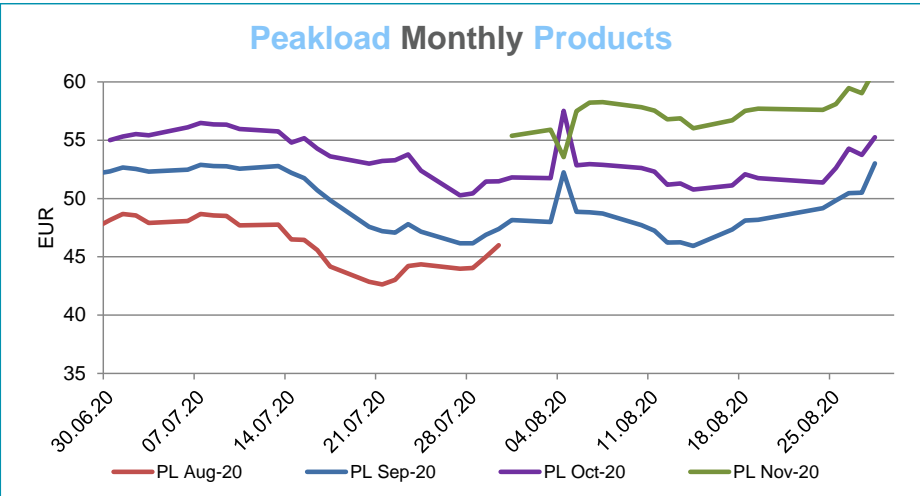
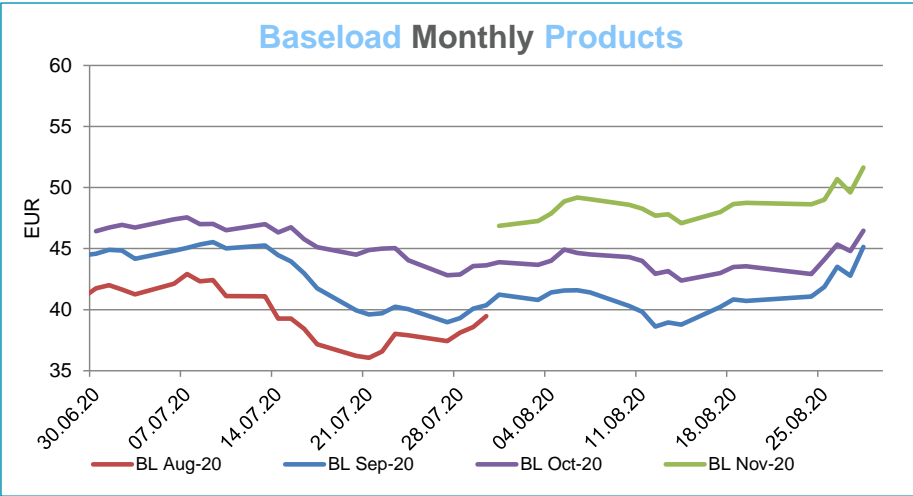
Instruments	BASE_avg	Low	High	PEAK_avg	Low	High
WK-33	39,08	38,60	39,50			
WK-34	37,04	34,76	38,80			
WK-35	38,08	35,25	39,90			
WK-36	40,29	39,05	43,06			
WK-37	40,23	38,67	45,51			
WK-38	40,31	37,47	44,52			
WK-39	42,31	37,97	44,52			
WK-40	44,78	44,78	44,78			
Sep-20	41,07	38,62	45,13	48,70	45,93	53,01
Oct-20	44,08	42,38	46,47	52,79	50,77	57,51
Nov-20	48,78	47,08	51,65	57,65	53,55	61,09
Q4-20	46,10	44,36	49,26	54,80	53,36	58,14
Q1-21	50,90	49,30	52,10	60,53	58,35	62,00
Q2-21	42,65	41,67	43,88	50,72	49,42	52,56
Q3-21	51,53	50,15	52,50	61,28	59,48	62,73
YR-21	49,45	48,26	50,47	58,79	57,36	60,26
YR-22	51,58	50,49	52,47	61,28	60,29	62,45
YR-23	52,09	51,19	53,02	61,87	60,89	63,12
Final Settlement Price of Expired Products						
Instruments	BASE			PEAK		
Wk31-20	40,76			-		
Wk32-20	34,61			-		
Wk33-20	37,24			-		
Wk34-20	35,76			-		
Wk35-20	41,56			-		
Aug-20	37,60			43,99		

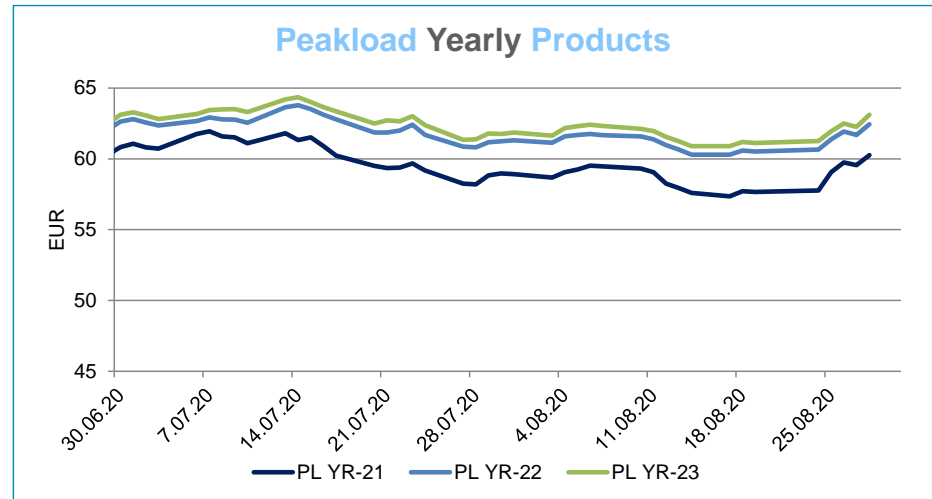
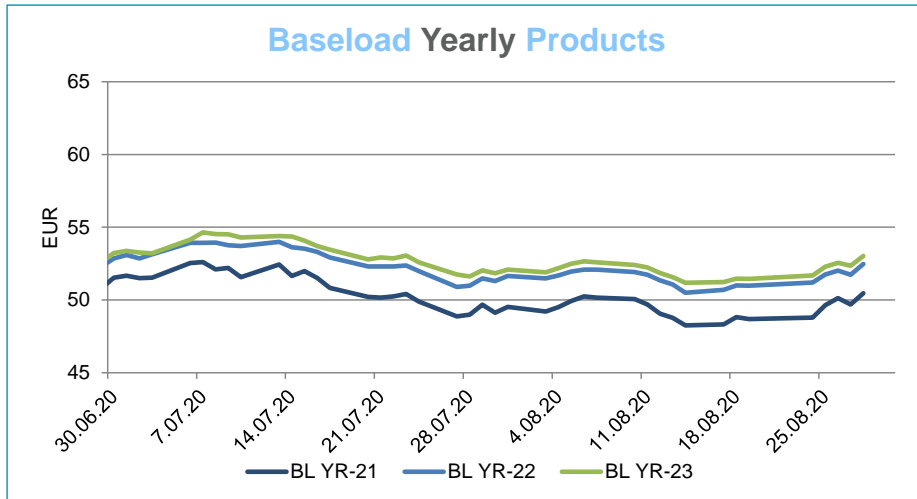
For information purposes only

HUDEX Market Operations

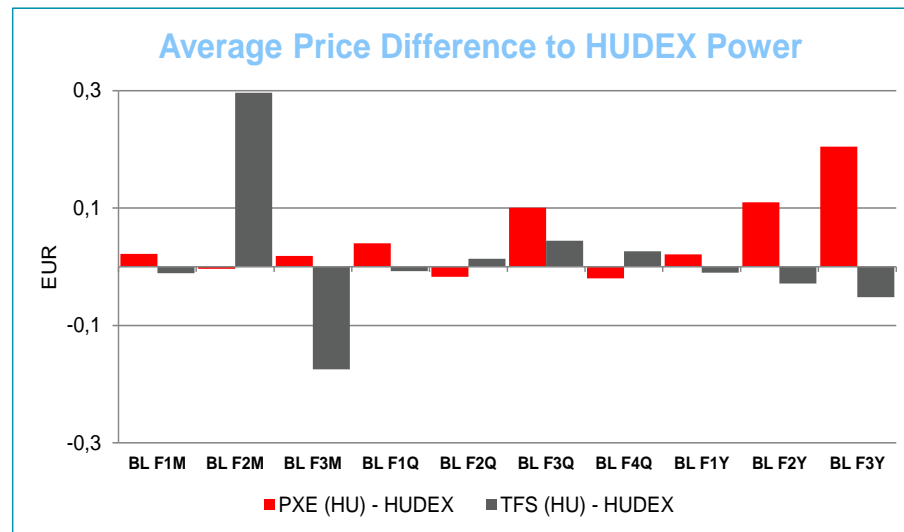
Trading Period: 08/2020

Settlement Prices





Average Price Difference

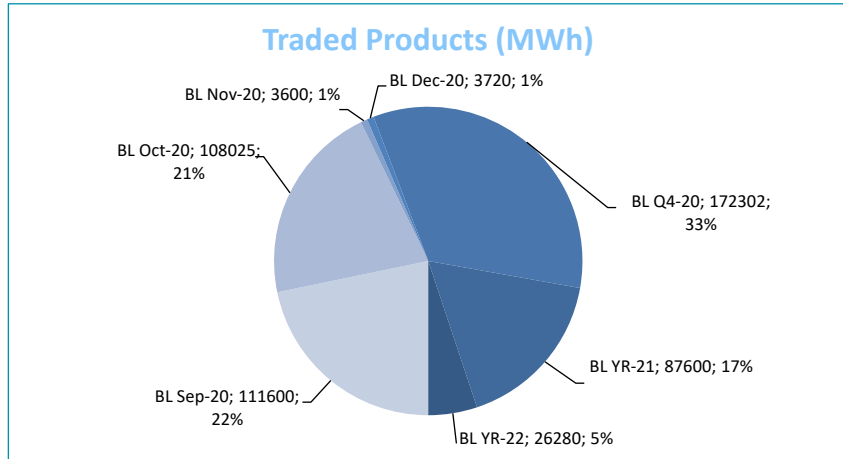
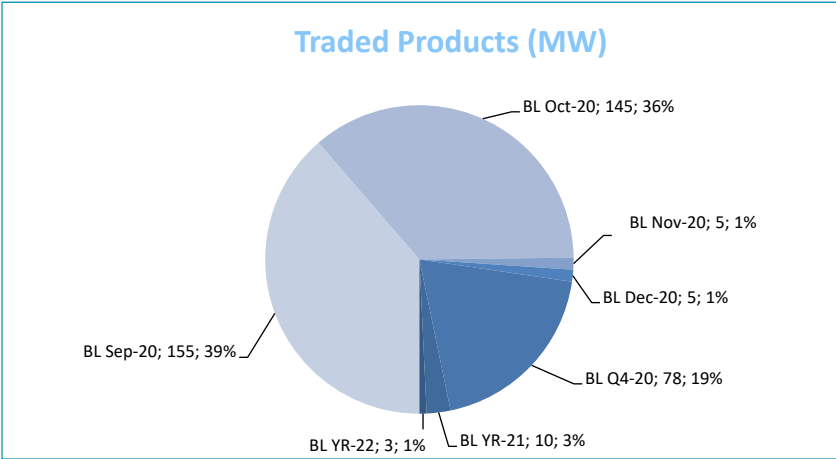
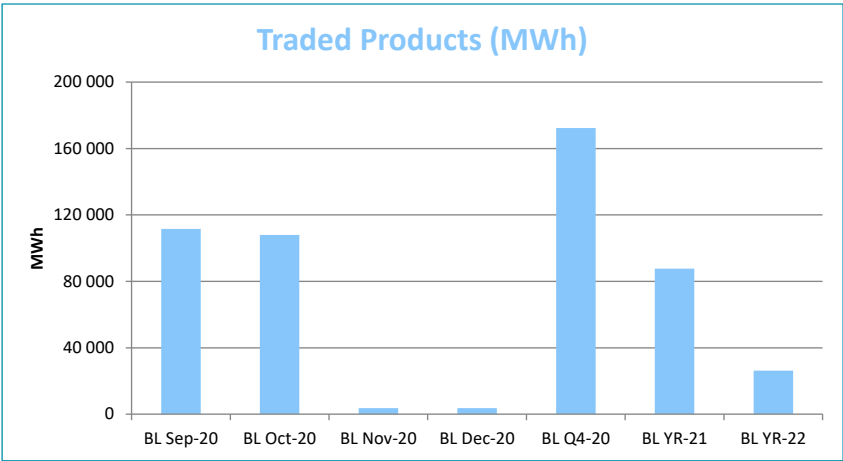
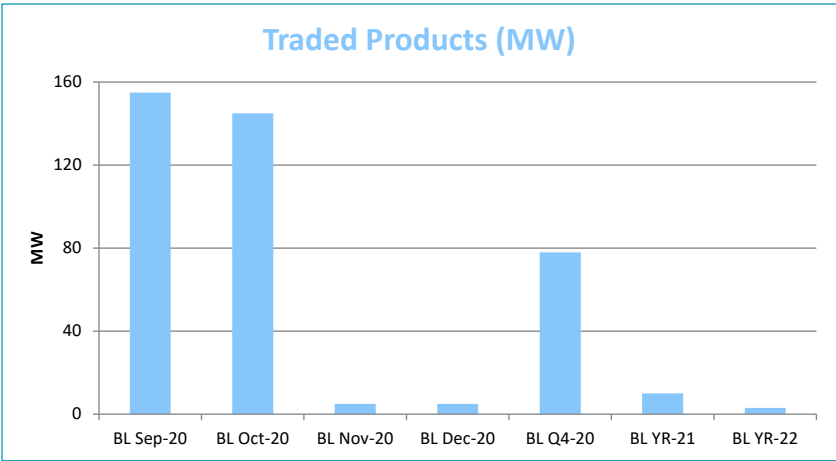


For information purposes only

HUDEX Market Operations

Trading Period: 08/2020

Traded Products in August



Monthly volumes

