

Monthly Report (April 2020)

In April the total and average daily traded volume was 415 800 MWh and 20 790 MWh respectively. The number of admitted members was 22 in the examined month.



Admitted Members

- Alpiq Energy SE
- BC-Energiakereskedő Kft.
- CEZ, a.s.
- Danske Commodities A/S
- EDF Trading Limited
- EDS International SK
- Enel Trade S.p.A.
- EP Commodities a.s.

- Freepoint Commodities Europe LLP
- GEN-I d.o.o.
- HEP d.d.
- Holding Slovenske Elektrarne d.o.o.
- LE Trading a.s.
- Magyar Áramszolgáltató Kft.
- Mátrai Erőmű Zrt.

- MAVIR ZRt.
- MET Austria Energy Trade GmbH
- MOL Magyar Olaj- és Gázipari Nyrt.
- MVM Partner Zrt.
- OMV Marketing and Trading GmbH
- RWE Supply & Trading GmbH
- Sinergy Energiakereskedő Kft.

Partners

- Tradition Financial Services Ltd. (broker)
- 42 Financial Services, a.s. (broker)
- ARRACO Global Markets Ltd. (broker)
- Griffin Markets Limited (broker)

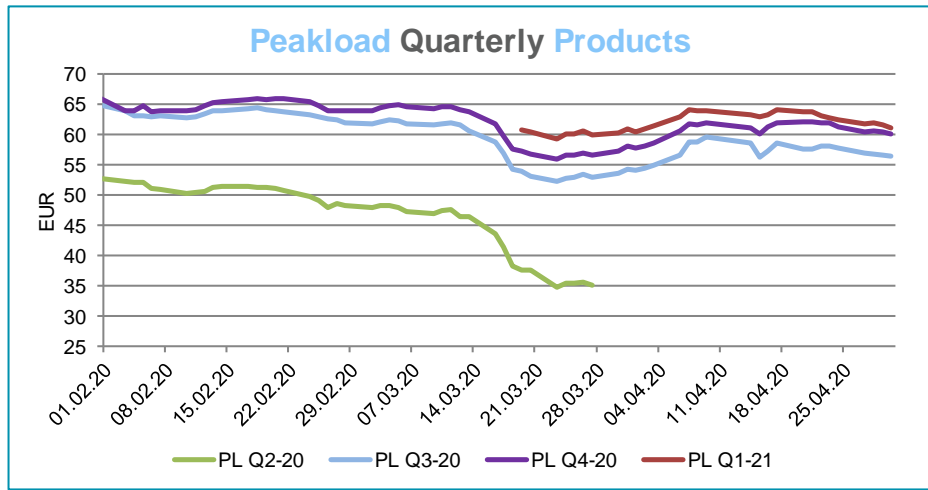
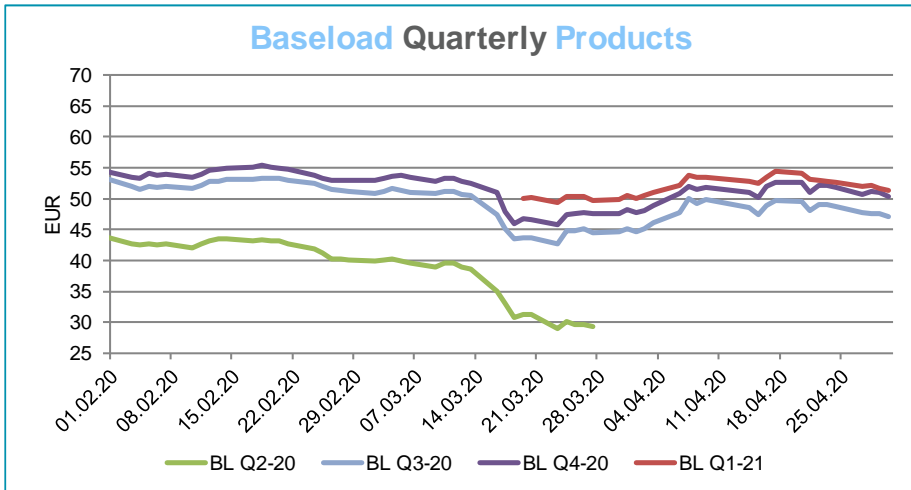
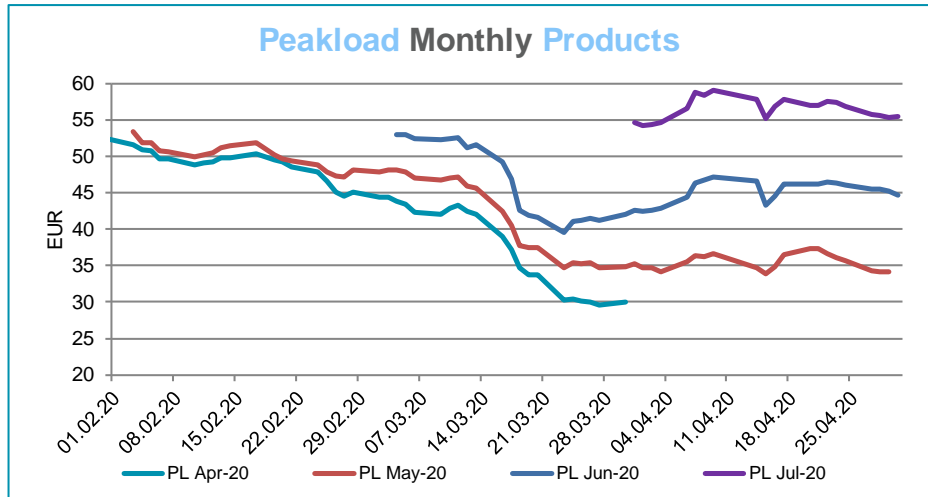
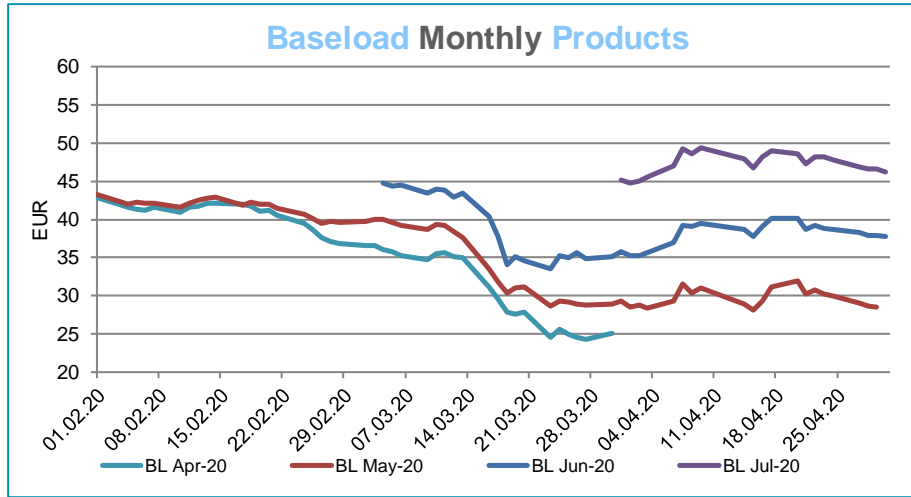
Instruments	BASE_avg	Low	High	PEAK_avg	Low	High
WK-15	23,32	23,00	23,63			
WK-16	24,11	22,99	25,61			
WK-17	25,35	23,60	27,24			
WK-18	26,52	24,99	29,95			
WK-19	26,98	24,91	29,49			
WK-20	28,88	24,49	31,79			
WK-21	29,14	26,17	34,15			
WK-22	31,54	29,07	33,73			
May-20	29,73	28,18	31,93	35,91	33,81	44,64
Jun-20	38,21	35,19	40,15	45,28	42,47	47,21
Jul-20	47,40	44,73	49,42	56,57	54,20	59,10
Q3-20	48,10	44,72	50,08	57,24	54,17	59,56
Q4-20	50,97	47,77	52,68	60,83	57,87	62,09
Q1-21	52,53	50,05	54,40	62,74	60,55	64,19
Q2-21	41,18	38,13	42,75	49,14	46,10	50,56
YR-21	49,29	46,28	51,09	58,77	56,24	59,87
YR-22	50,72	47,97	52,09	60,51	57,95	61,65
YR-23	51,15	48,49	52,56	60,86	58,32	62,10
Final Settlement Price of Expired Products						
Instruments	BASE			PEAK		
Wk14-20	26,06			-		
Wk15-20	24,98			-		
Wk16-20	22,52			-		
Wk17-20	28,56			-		
Apr-20	25,33			28,06		

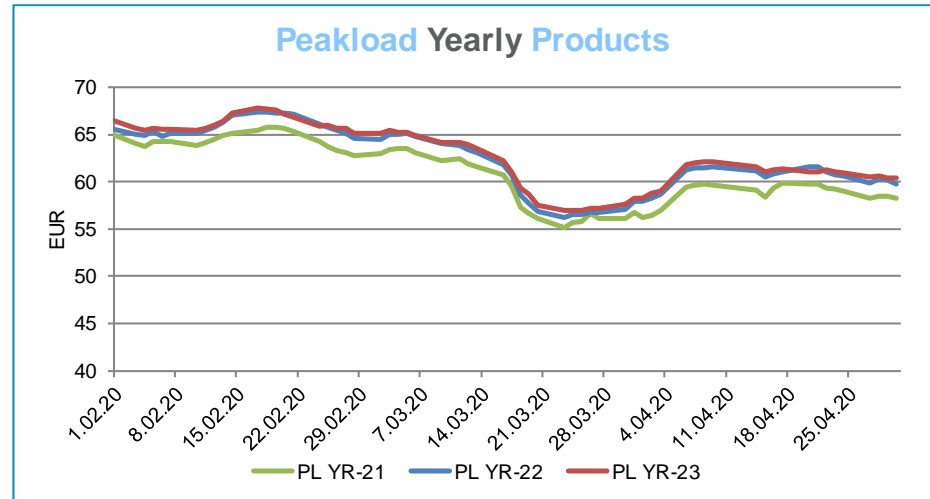
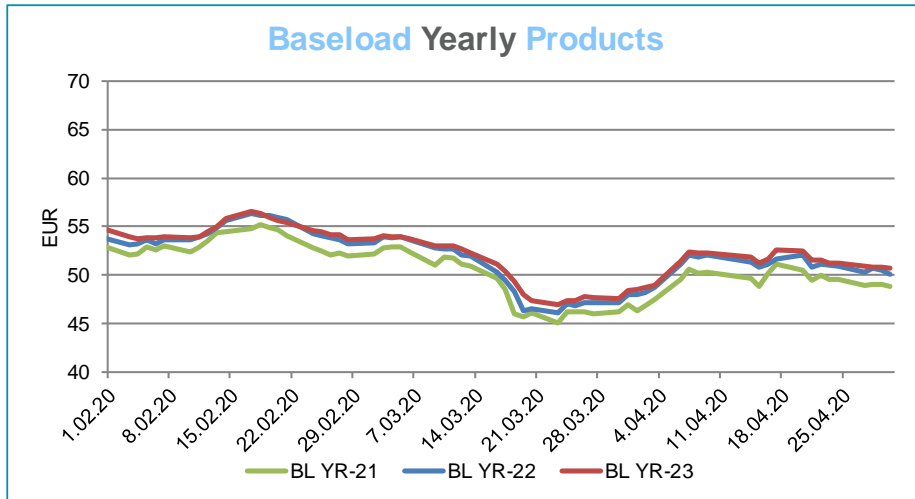
For information purposes only

HUDEX Market Operations

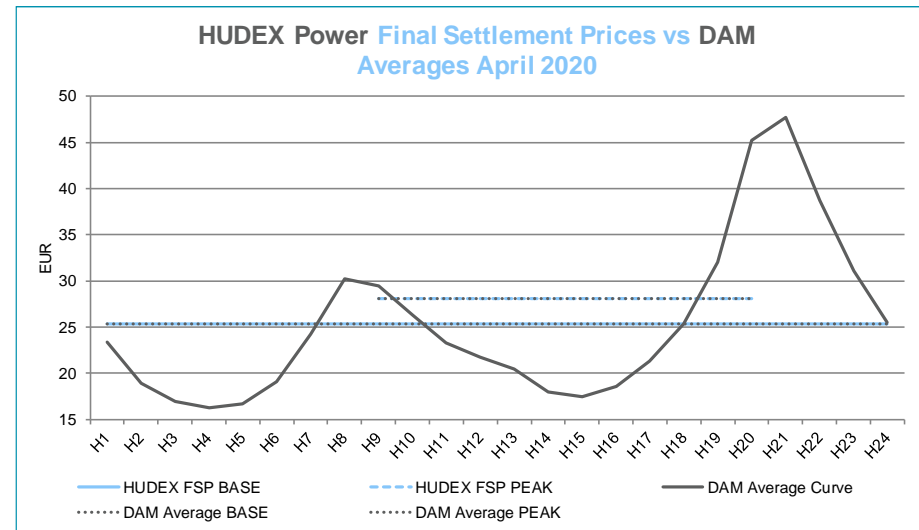
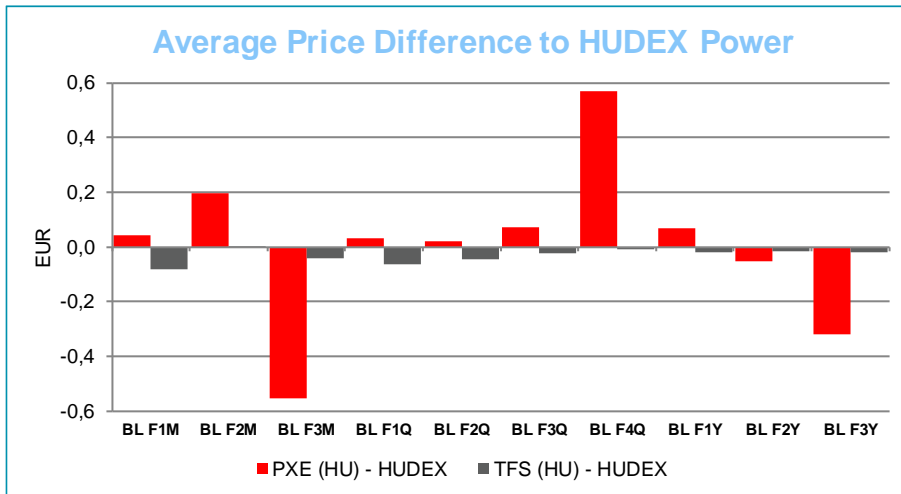
Trading Period: 04/2020

Settlement Prices





Average Price Difference and Final Settlement Prices

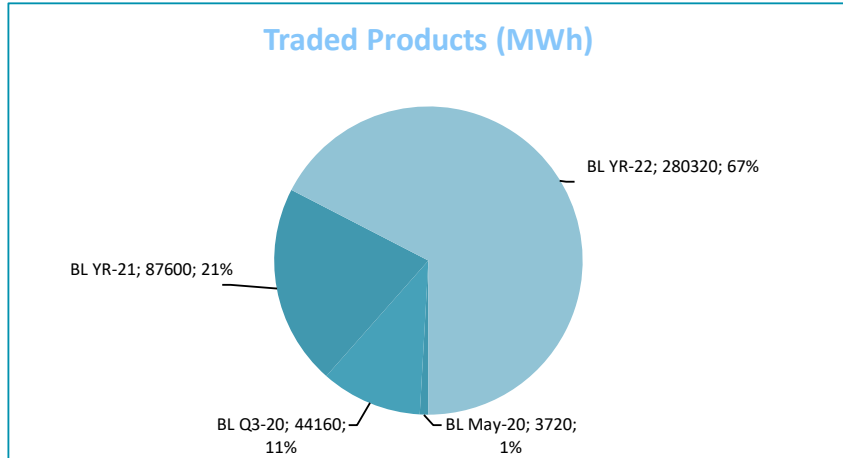
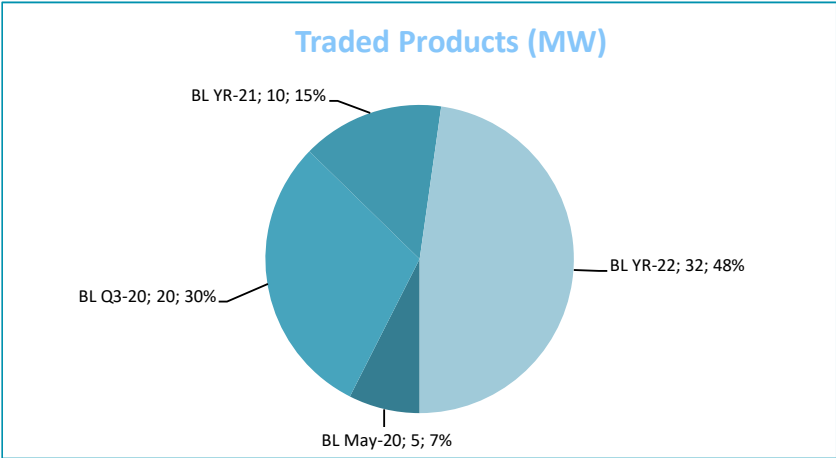
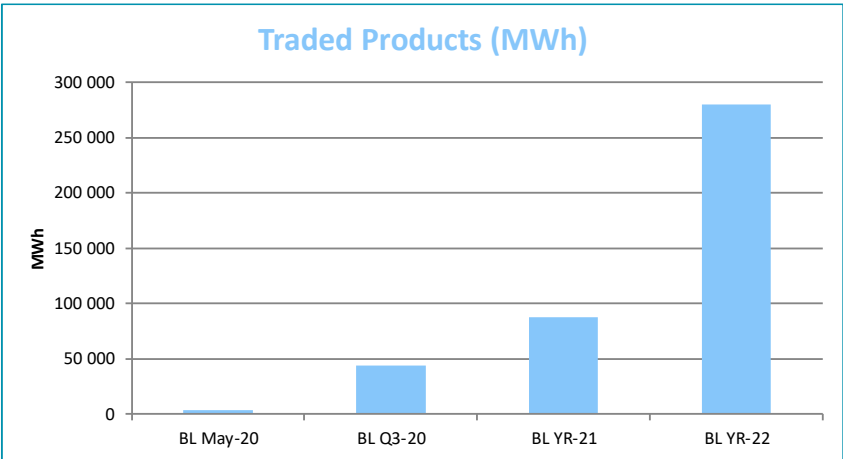
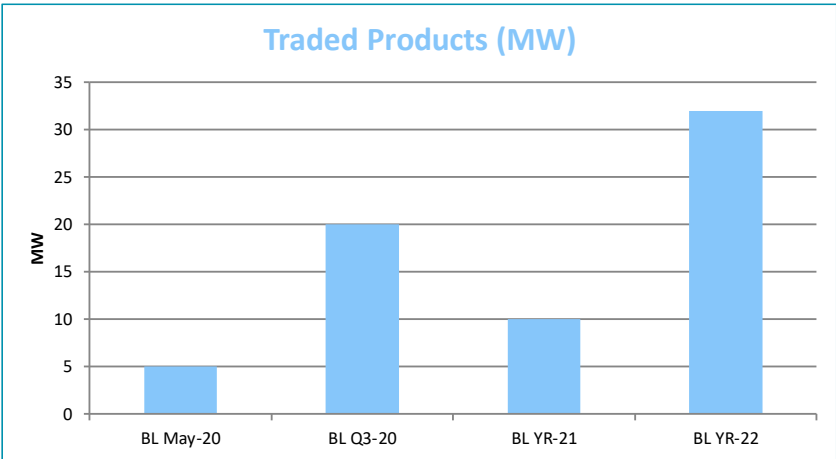


For information purposes only

HUDEX Market Operations

Trading Period: 04/2020

Traded Products in April



Monthly volumes

