

Monthly Report (December 2019)

In December the total and average daily traded volume was 94 619 MWh and 5 565,8 MWh respectively. The number of admitted members was 24 in the examined month.

## Admitted Members

- Alpiq Energy SE
- BC-Energiakereskedő Kft.
- CEZ, a.s.
- CHP ERŐMŰ Kft.
- Danske Commodities A/S
- EDF Trading Limited
- EDS International SK
- Enel Trade S.p.A.

- EP Commodities a.s.
- Freepoint Commodities Europe LLP
- GEN-I d.o.o.
- HEP d.d.
- Holding Slovenske Elektrarne d.o.o.
- LE Trading a.s.
- Magyar Áramszolgáltató Kft.
- Mátrai Erőmű Zrt.

- MAVIR Zrt.
- MET Austria Energy Trade GmbH
- MOL Magyar Olaj- és Gázipari Nyrt.
- MVM Partner Zrt.
- OMV Marketing and Trading GmbH
- RWE Supply &Trading GmbH
- Sinergy Energiakereskedő Kft.
- Watt & Volt SA

## Partners

- Tradition Financial Services Ltd. (broker)
- 42 Financial Services, a.s. (broker)
- ARRACO Global Markets Ltd. (broker)

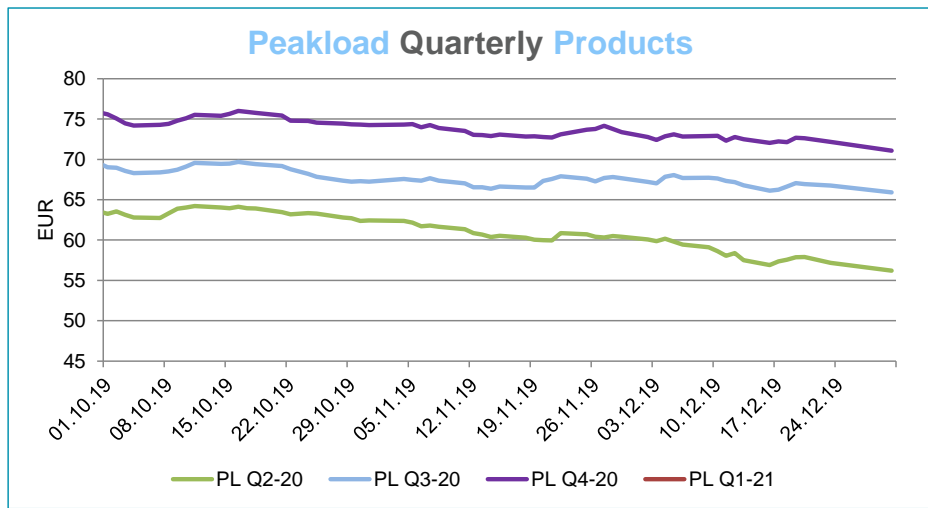
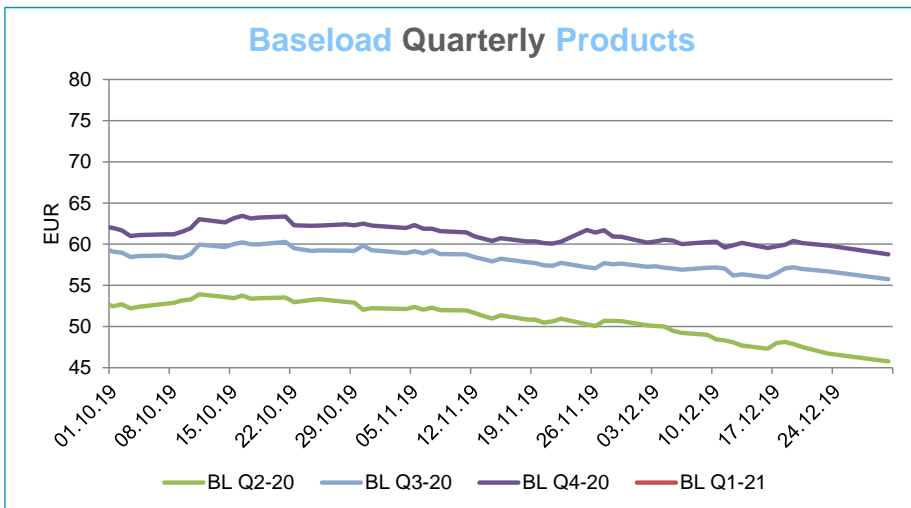
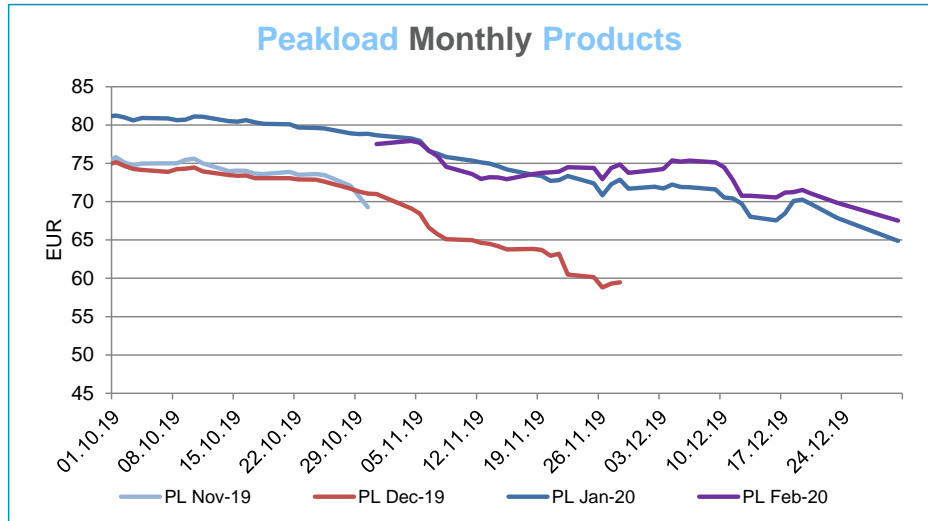
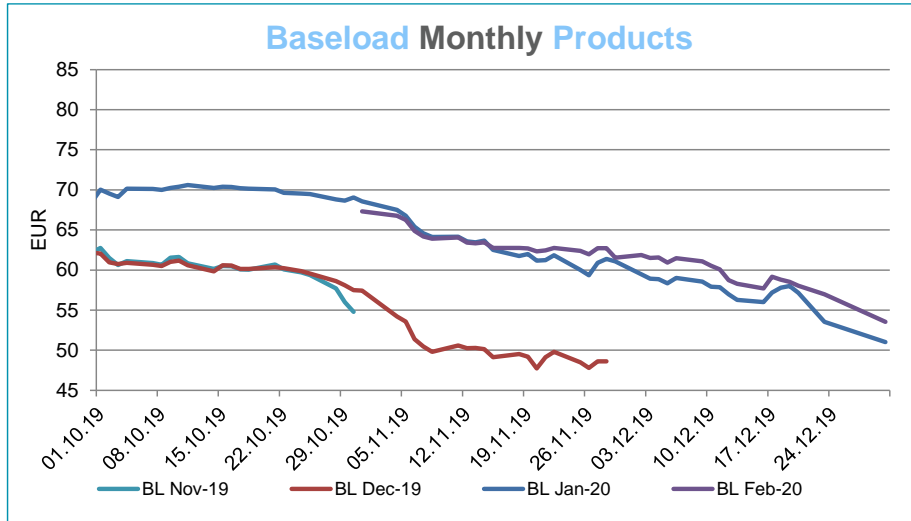
Instruments	BASE_avg	Low	High	PEAK_avg	Low	High
WK-50	46,66	45,29	47,91			
WK-51	46,77	45,53	49,75			
WK-52	40,02	34,10	47,10			
WK-01	46,02	41,39	48,13			
WK-02	50,77	37,59	57,33			
WK-03	49,75	46,24	57,98			
WK-04	54,25	51,96	55,01			
WK-05	38,61	38,61	38,61			
Jan-20	57,03	51,02	59,48	69,82	64,87	72,24
Feb-20	59,22	53,55	61,88	72,29	67,53	75,39
Mar-20	49,93	46,16	51,98	60,70	56,43	66,17
Q1-20	55,07	45,77	57,67	67,12	56,19	70,66
Q2-20	48,80	46,70	55,76	58,82	56,90	65,92
Q3-20	56,97	55,98	58,77	67,33	66,11	71,06
Q4-20	59,82	55,65	60,54	72,32	68,34	73,10
YR-20	55,23	54,02	56,33	66,47	65,14	67,83
YR-21	55,78	54,73	56,56	67,38	66,20	68,86
YR-22	55,31	54,56	56,15	66,51	65,66	70,86
<b>Final Settlement Price of Expired Products</b>						
Instruments	BASE			PEAK		
Wk48-19	44,77			-		
Wk49-19	53,50			-		
Wk50-19	46,67			-		
Wk51-19	37,70			-		
Wk52-19	29,05			-		
Dec-19	41,08			50,91		
Q1-20	52,77			65,15		
YR-20	54,02			65,34		

For information purposes only

HUDEX Market Operations

Trading Period: 12/2019

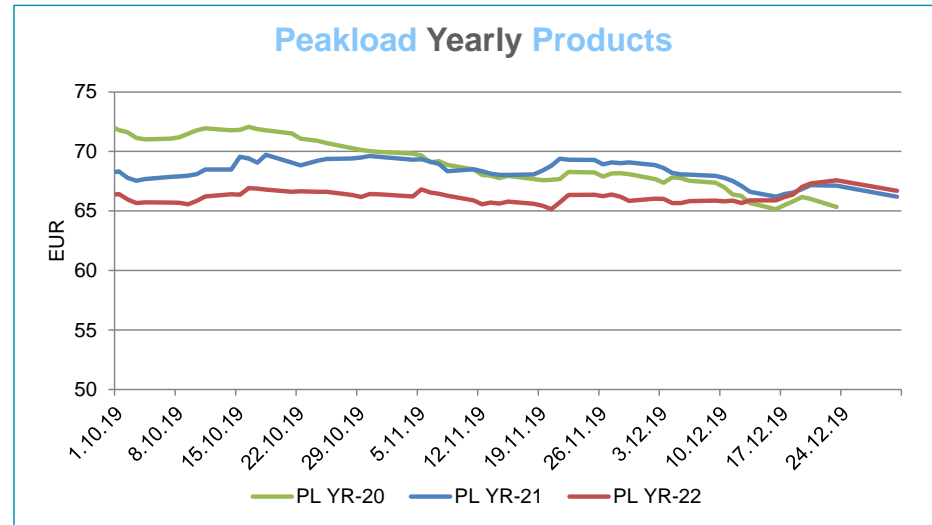
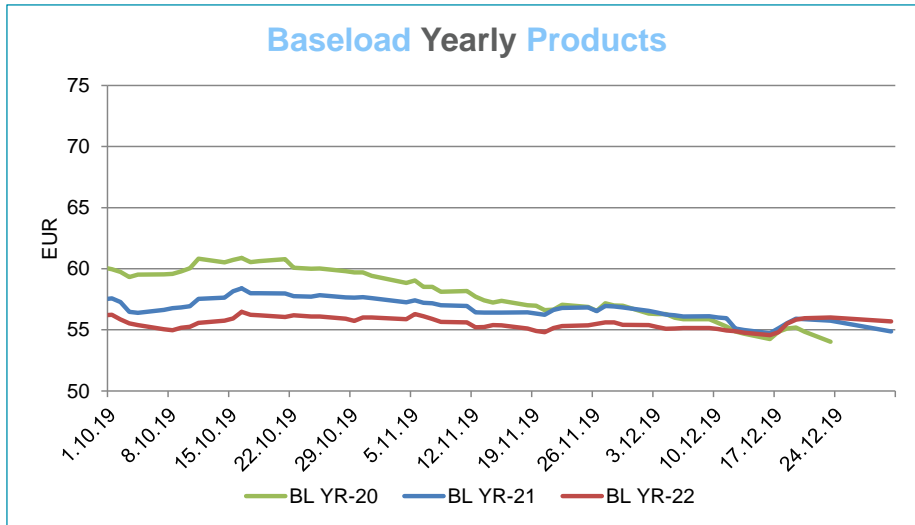
Settlement Prices



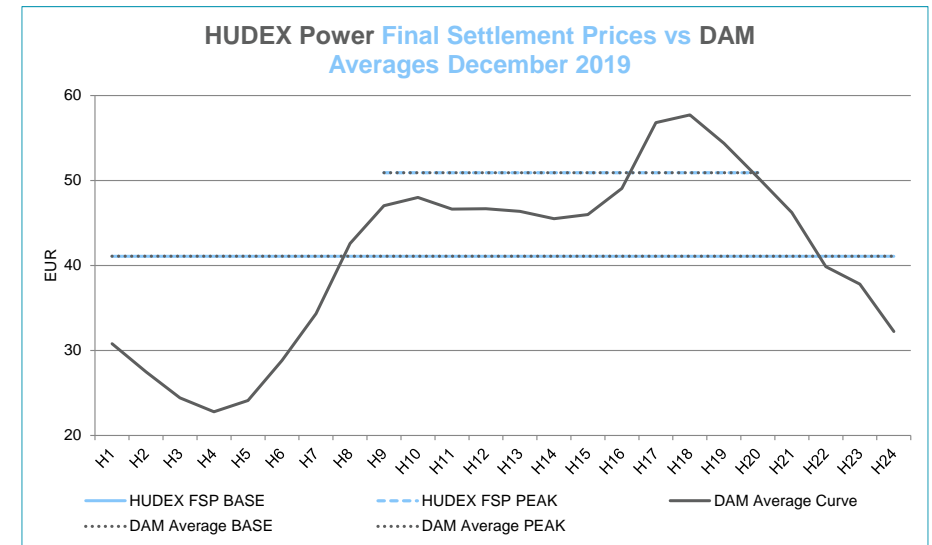
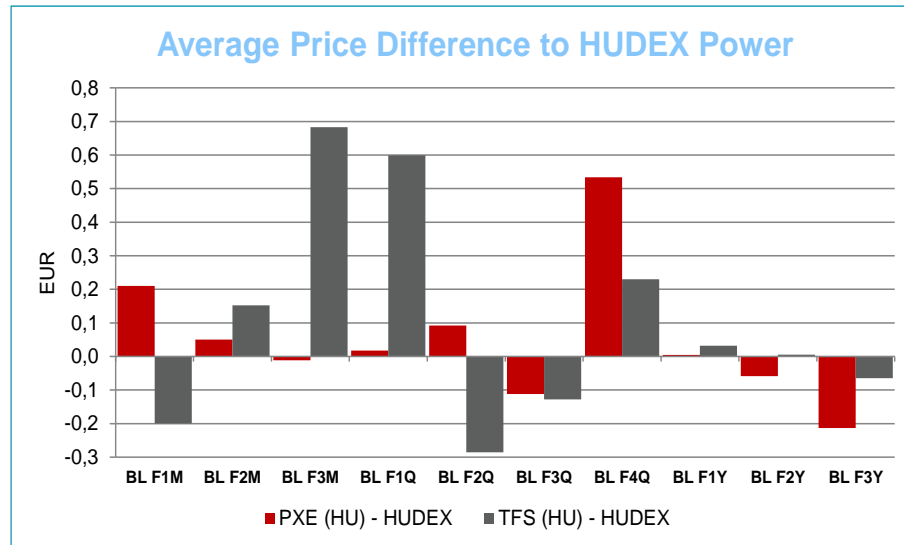
For information purposes only

HUDEX Market Operations

Trading Period: 12/2019



## Average Price Difference and Final Settlement Prices

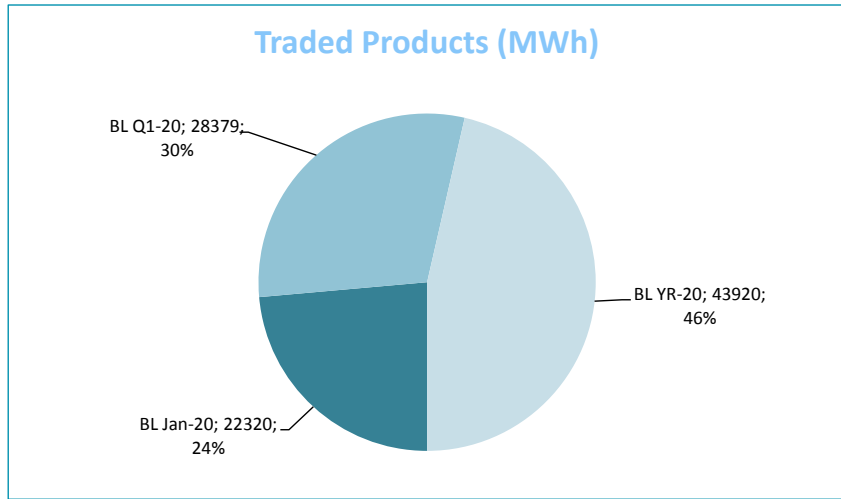
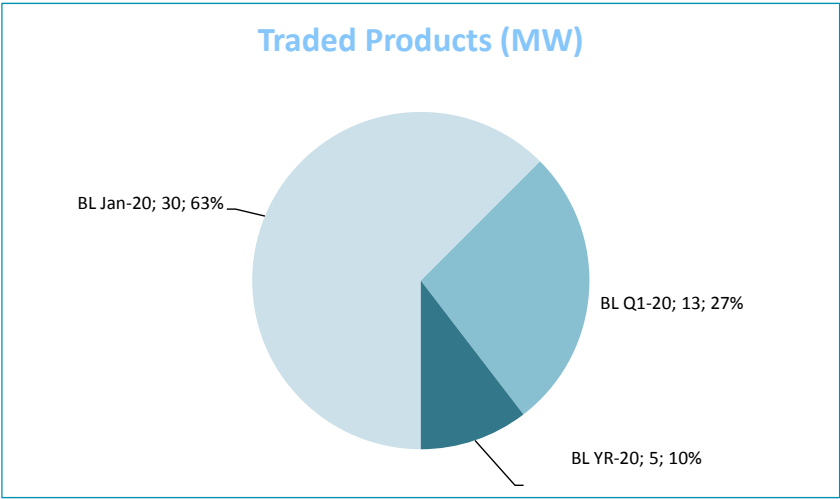
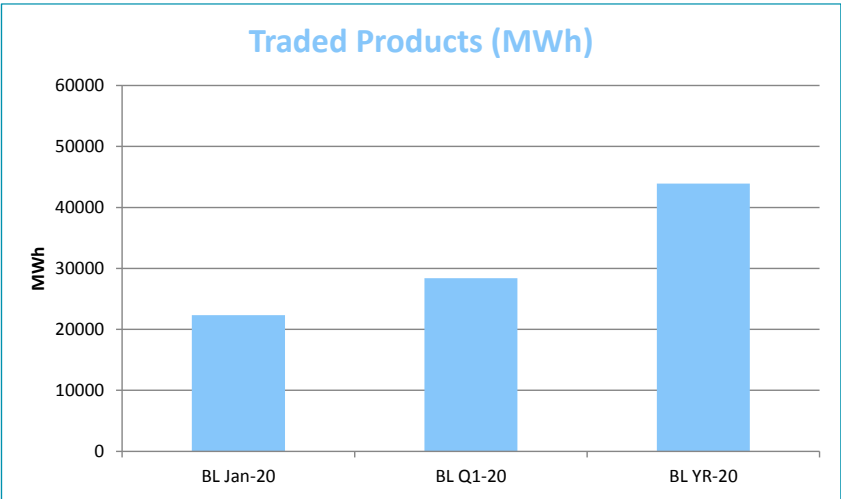
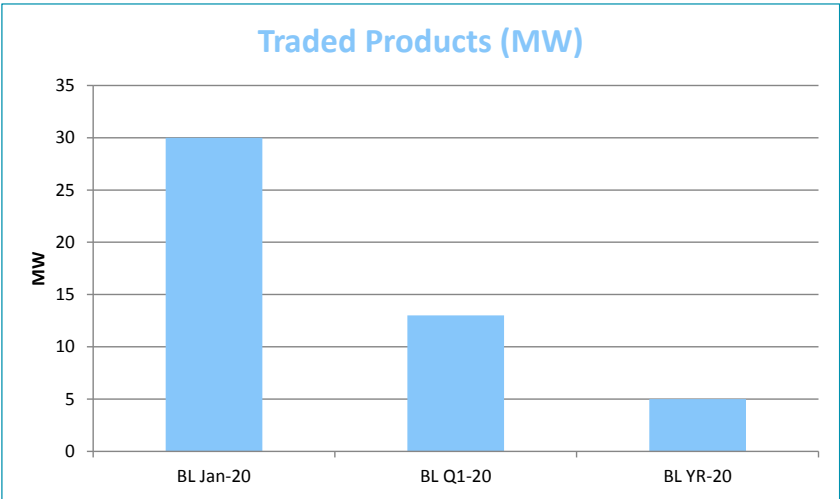


For information purposes only

HUDEX Market Operations

Trading Period: 12/2019

Traded Products in December



Monthly volumes

