

Monthly Report (August 2019)

In August the total and average daily traded volume was 151 739 MWh and 7 587 MWh respectively. The number of admitted members was 24 in the examined month.

Admitted Members

- Alpiq Energy SE
- BC-Energiakereskedő Kft.
- CEZ, a.s.
- CHP ERŐMŰ Kft.
- Danske Commodities A/S
- EDF Trading Limited
- EDS International SK
- Enel Trade S.p.A.

- EP Commodities a.s.
- Freepoint Commodities Europe LLP
- GEN-I d.o.o.
- HEP d.d.
- Holding Slovenske Elektrarne d.o.o.
- LE Trading a.s.
- Magyar Áramszolgáltató Kft.
- Mátrai Erőmű Zrt.

- MAVIR Zrt.
- MET Austria Energy Trade GmbH
- MOL Magyar Olaj- és Gázipari Nyrt.
- MVM Partner Zrt.
- OMV Marketing and Trading GmbH
- RWE Supply & Trading GmbH
- Sinergy Energiakereskedő Kft.
- Watt & Volt SA

Partners

- Tradition Financial Services Ltd. (broker)
- 42 Financial Services, a.s. (broker)
- ARRACO Global Markets Ltd. (broker)

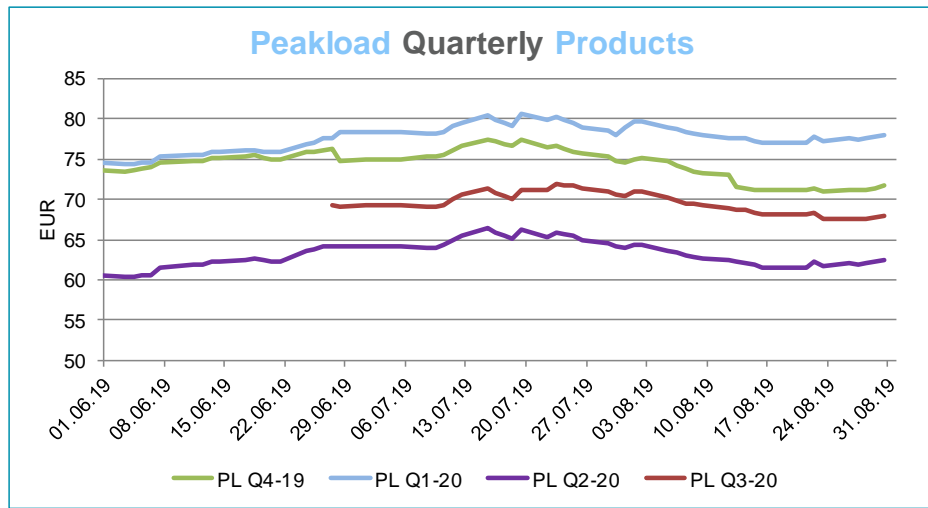
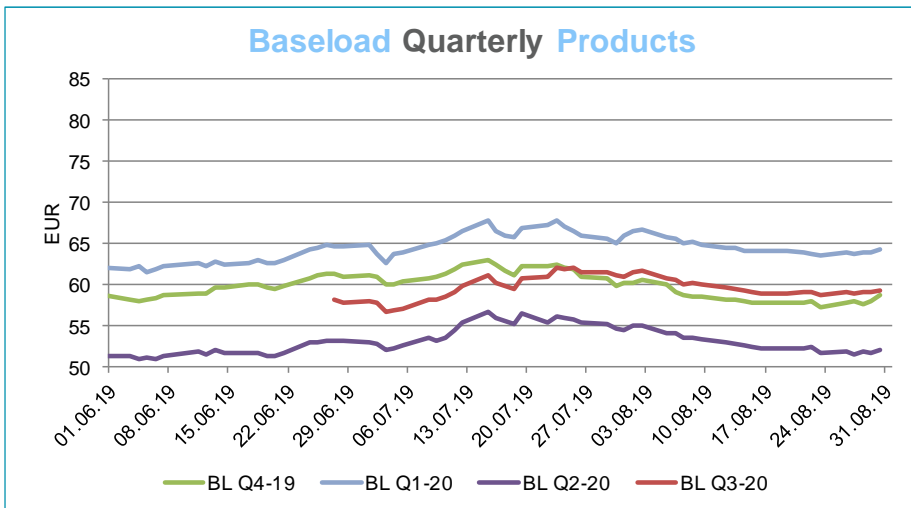
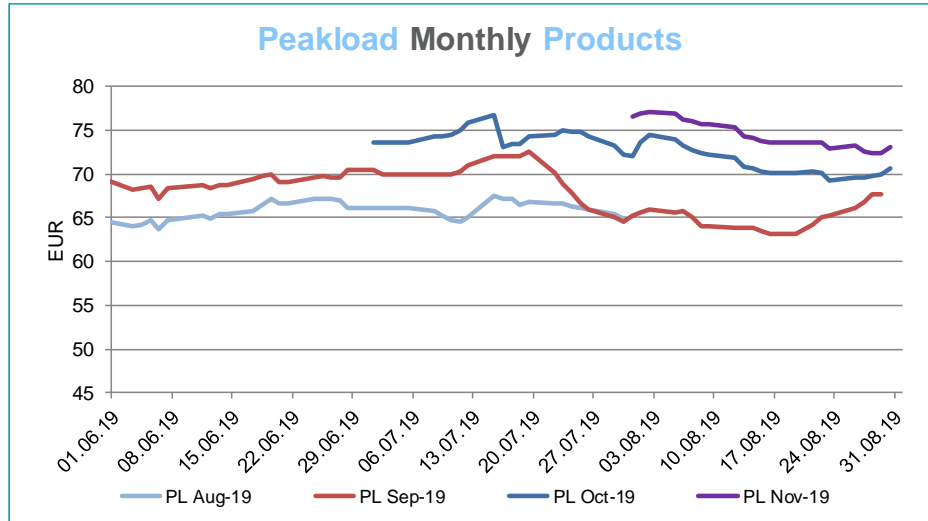
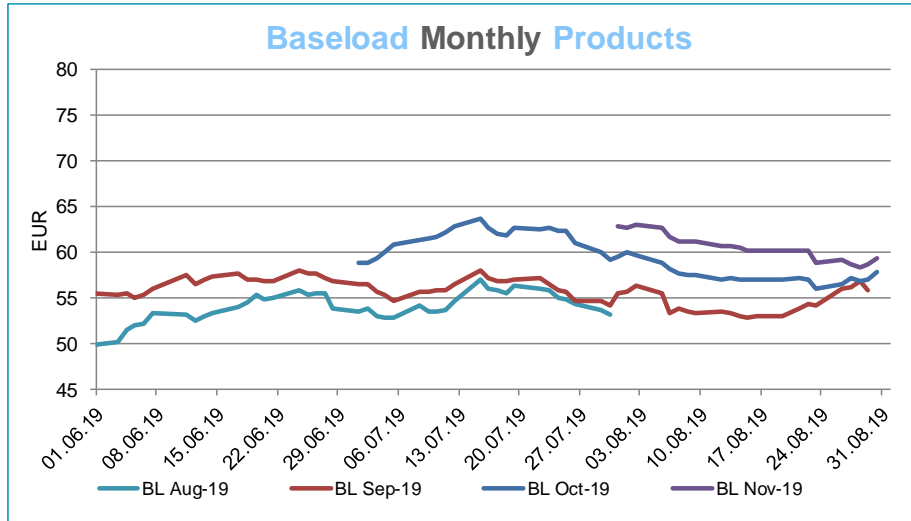
Instruments	BASE_avg	Low	High	PEAK_avg	Low	High
WK-32	56,45	56,45	56,45			
WK-33	52,46	50,51	54,50			
WK-34	52,33	49,25	55,20			
WK-35	54,03	52,00	56,69			
WK-36	56,57	53,68	61,85			
WK-37	53,85	50,75	54,47			
WK-38	52,99	51,30	53,50			
WK-39	54,65	54,65	54,65			
Sep-19	54,43	52,91	56,88	65,01	63,12	67,77
Oct-19	57,52	55,99	59,98	71,22	69,19	74,40
Nov-19	60,48	58,38	63,12	74,43	72,31	77,09
Q4-19	58,44	57,29	60,58	72,30	70,97	75,02
Q1-20	64,57	63,51	66,67	77,90	77,04	79,71
Q2-20	52,85	51,56	55,10	62,49	61,56	64,42
Q3-20	59,67	58,68	61,69	68,70	67,47	70,93
YR-20	59,90	58,94	61,89	71,10	70,31	72,85
YR-21	56,88	55,98	58,14	67,10	66,17	68,86
YR-22	56,11	55,06	57,78	66,91	65,90	68,64
Final Settlement Price of Expired Products						
Instruments	BASE			PEAK		
Wk31-19	60,97			-		
Wk32-19	54,00			-		
Wk33-19	52,16			-		
Wk34-19	52,07			-		
Wk35-19	75,89			-		
Aug-19	58,69			72,87		

For information purposes only

HUDEX Market Operations

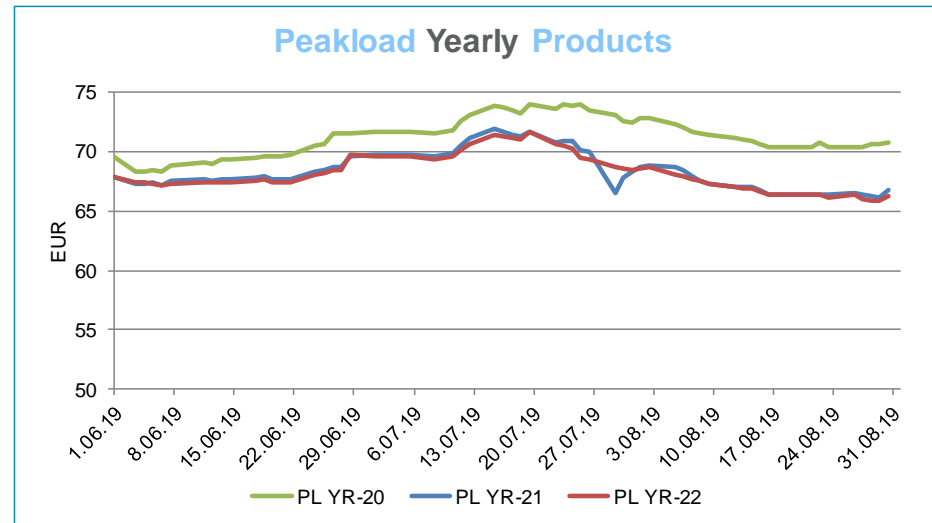
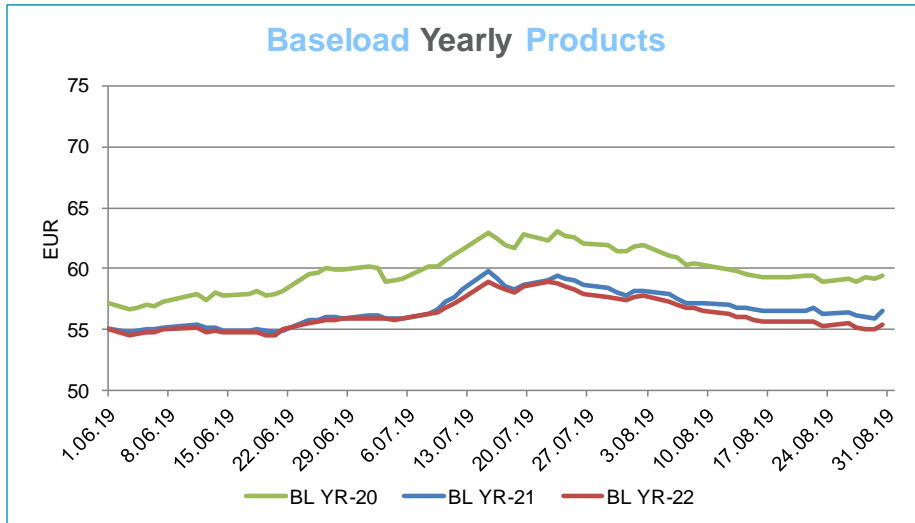
Trading Period: 08/2019

Settlement Prices

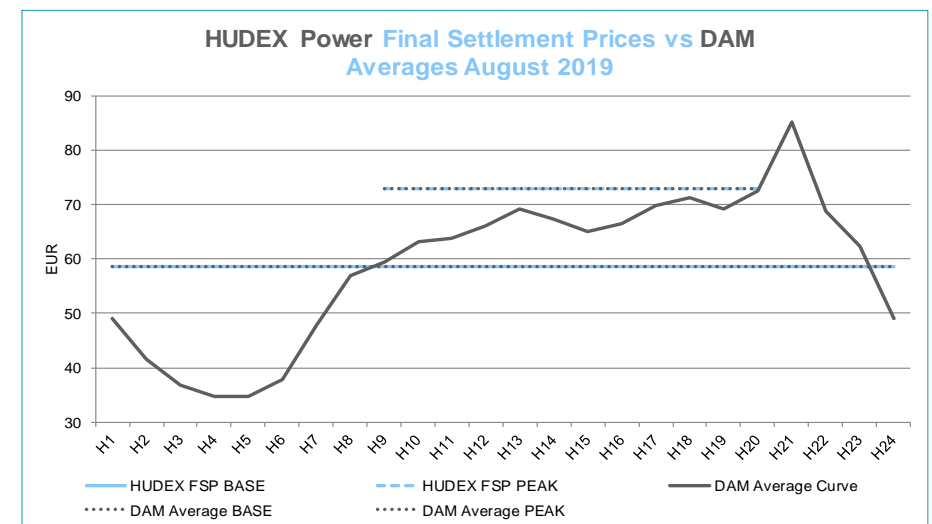
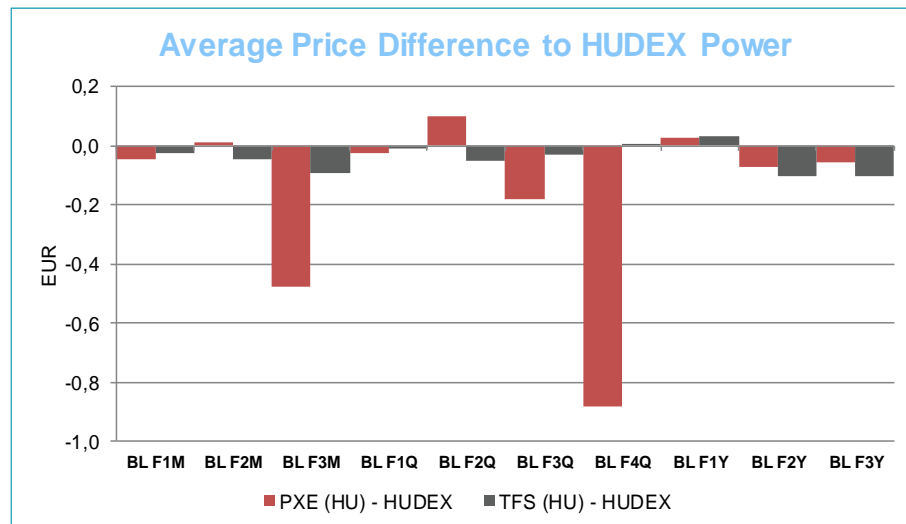


HUDEX Power

Trading Month August 2019



Average Price Difference and Final Settlement Prices

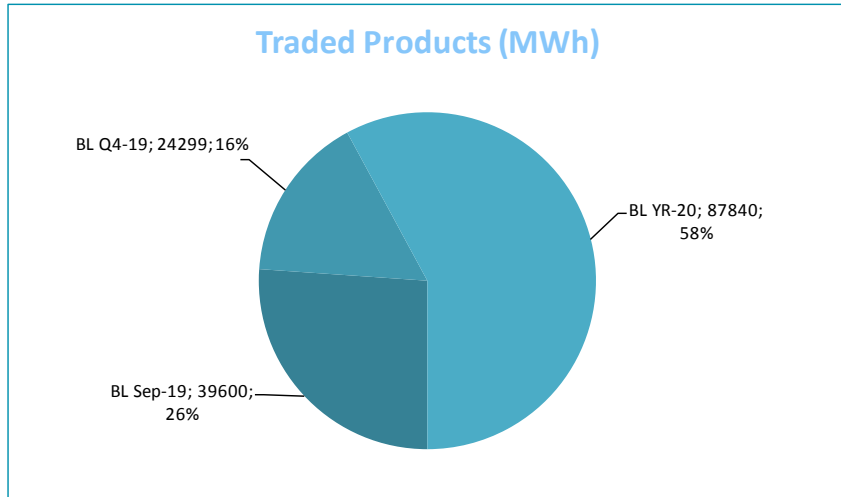
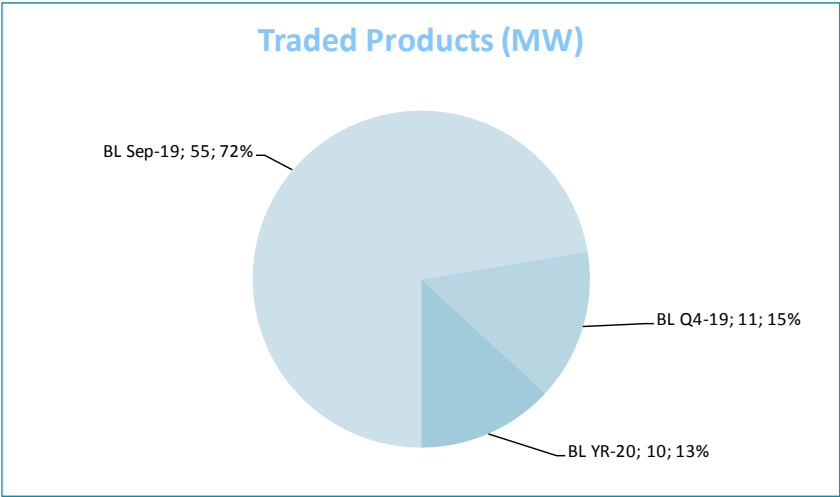
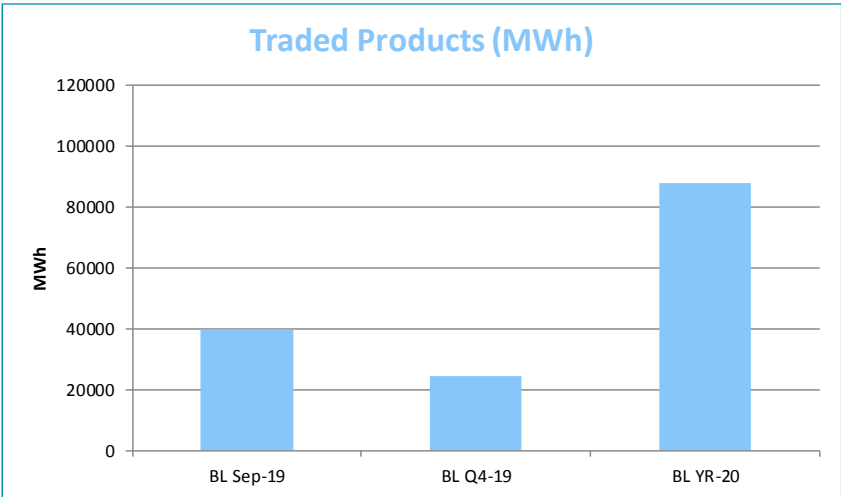
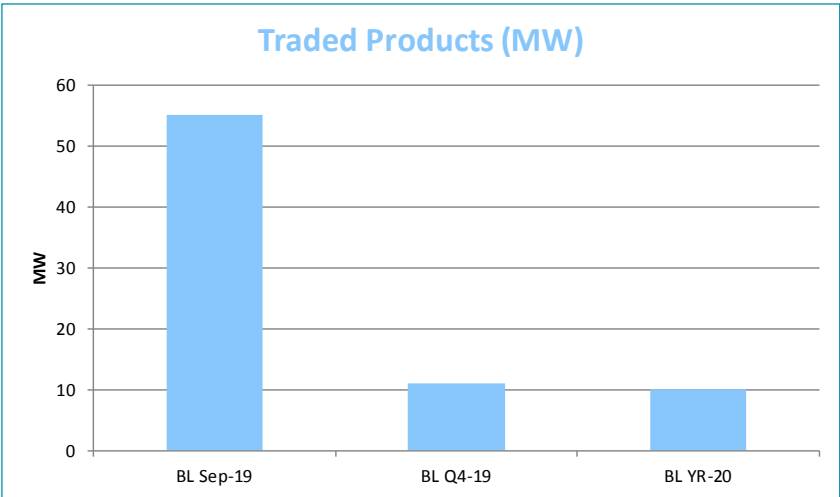


For information purposes only

HUDEX Market Operations

Trading Period: 08/2019

Traded Products in August



Monthly volumes

