

Monthly Report (April 2019)

In April the total and average daily traded volume was 131 760 MWh and 6588 MWh respectively. The number of admitted members was 22 in the examined month.



Admitted Members

- | | | |
|---------------------------|--------------------------------------|---------------------------------|
| →Alpiq Energy SE | →EP Commodities a.s. | →Mátrai Erómű Zrt. |
| →BC-Energiakereskedő Kft. | →Freepoint Commodities Europe LLP | →MAVIR Zrt. |
| →CEZ, a.s. | →GEN-I d.o.o. | →MET Austria Energy Trade GmbH |
| →CHP ERŐMŰ Kft. | →HEP d.d. | →MVM Partner Zrt. |
| →EDF Trading Limited | →Holding Slovenske Elektrarne d.o.o. | →OMV Marketing and Trading GmbH |
| →EDS International SK | →LE Trading a.s. | →RWE Supply & Trading GmbH |
| →Enel Trade S.p.A. | →Magyar Áramszolgáltató Kft. | →Sinergy Energiakereskedő Kft. |
| | | →Watt & Volt SA |

Partners

- Tradition Financial Services Ltd. (broker)
- 42 Financial Services, a.s. (broker)
- ARRACO Global Markets Ltd. (broker)

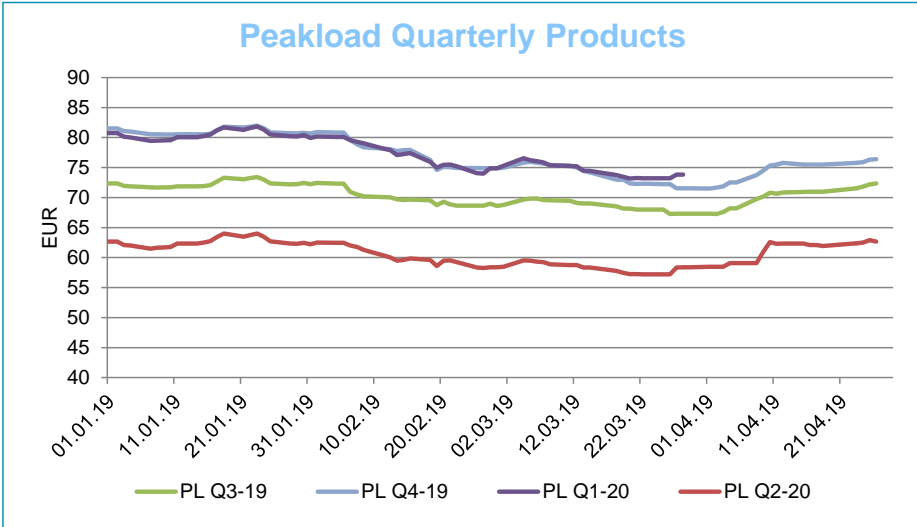
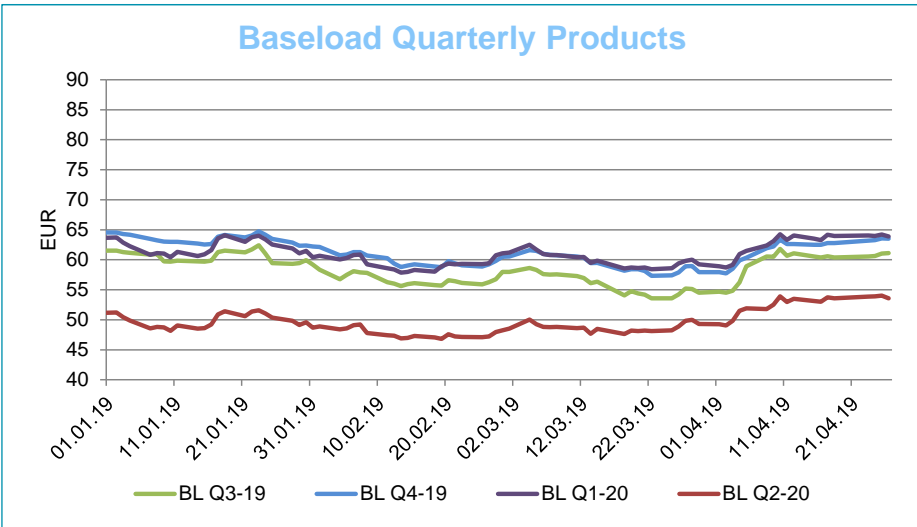
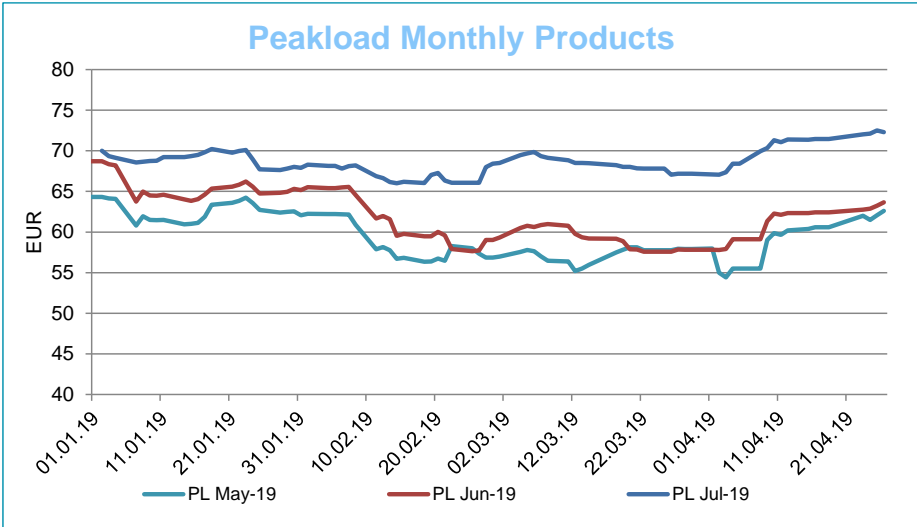
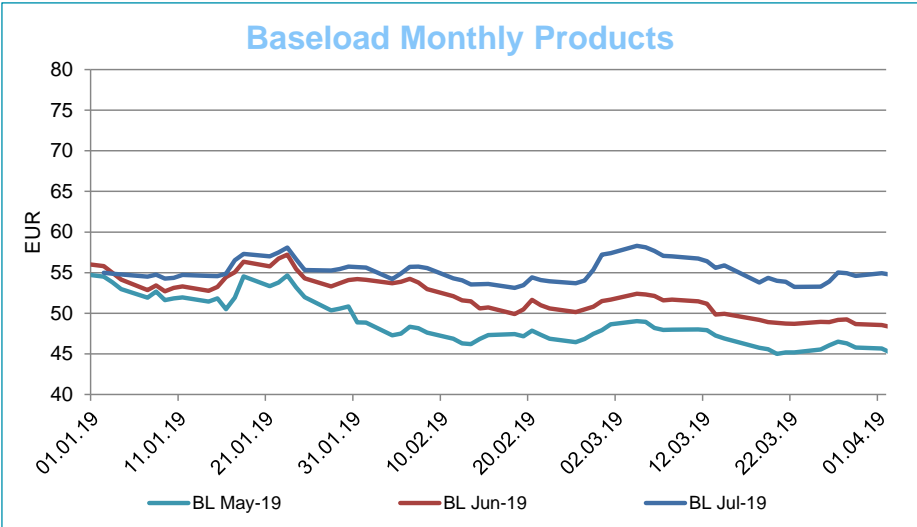
Instruments	BASE_avg	Low	High	PEAK_avg	Low	High
WK-15	43,00	42,33	43,79			
WK-16	43,47	39,56	47,99			
WK-17	44,41	40,34	48,08			
WK-18	44,32	42,30	47,48			
WK-19	48,28	43,39	52,50			
WK-20	50,99	49,68	53,01			
WK-21	51,20	48,33	52,98			
WK-22	51,58	51,31	51,73			
May-19	50,33	45,15	52,94	59,19	54,42	62,60
Jun-19	53,23	48,30	55,29	61,39	57,80	63,67
Jul-19	59,75	54,76	61,92	70,53	67,06	72,51
Q3-19	59,48	54,53	61,81	70,34	70,34	70,34
Q4-19	61,87	57,74	63,57	74,68	71,51	76,41
Q1-20	62,77	58,71	64,26	75,56	73,31	76,95
Q2-20	52,61	49,07	54,04	61,25	58,47	62,92
YR-20	58,22	54,13	59,73	70,19	67,58	71,89
YR-21	55,60	52,60	56,71	68,48	66,77	69,47
YR-22	56,40	54,81	57,19	70,44	69,80	71,23
Final Settlement Price of Expired Products						
Instruments	BASE			PEAK		
Wk14-19	46,10			-		
Wk15-19	54,17			-		
Wk16-19	46,12			-		
Wk17-19	39,84			-		
Apr-19	46,47			53,77		

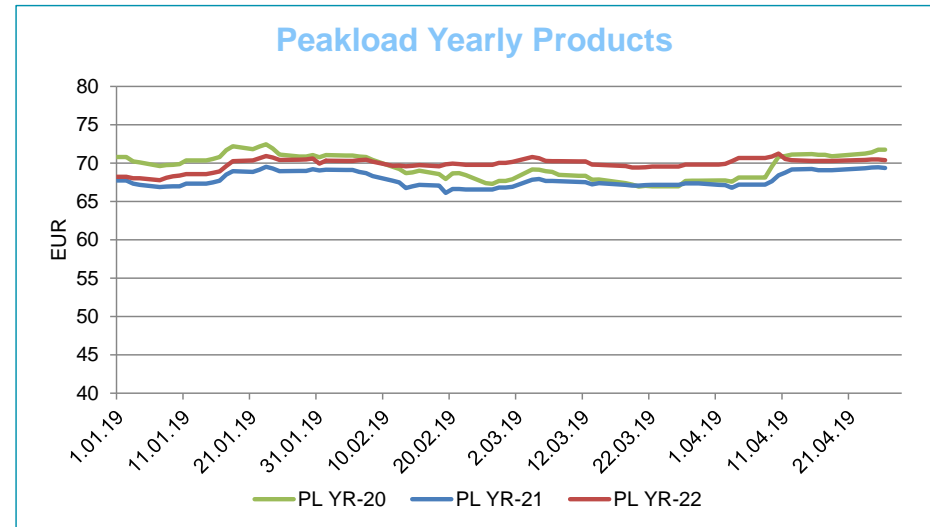
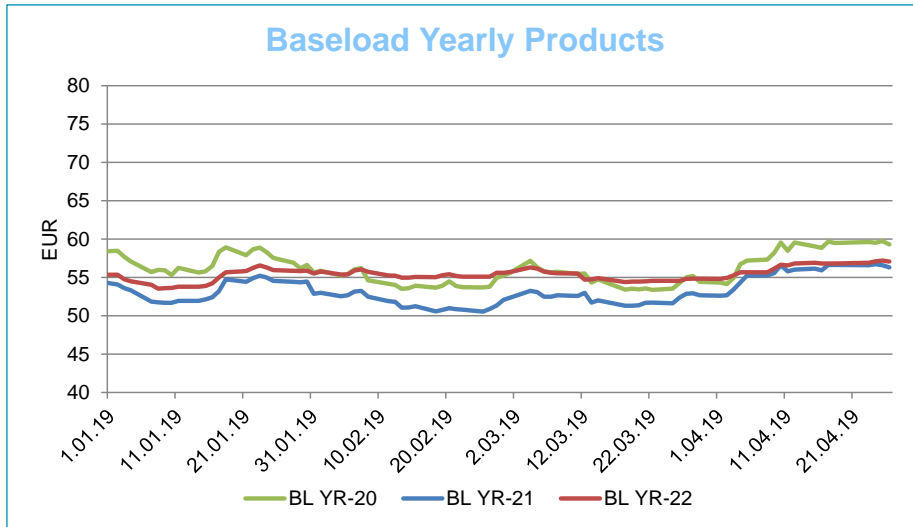
For information purposes only

HUDEX Market Operations

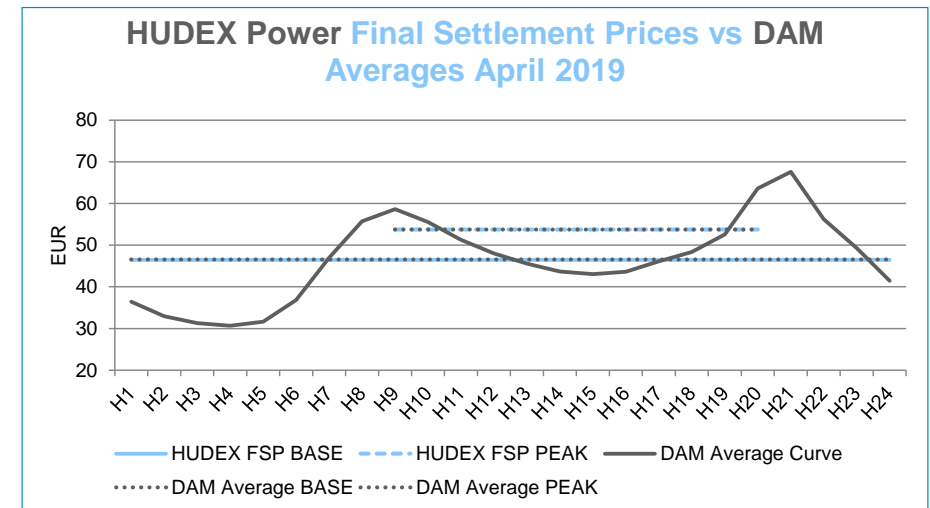
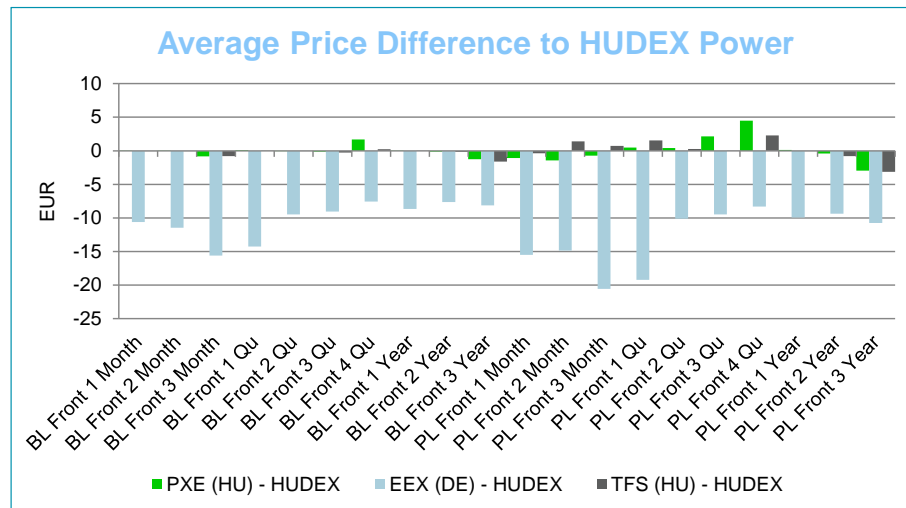
Trading Period: 04/2019

Settlement Prices





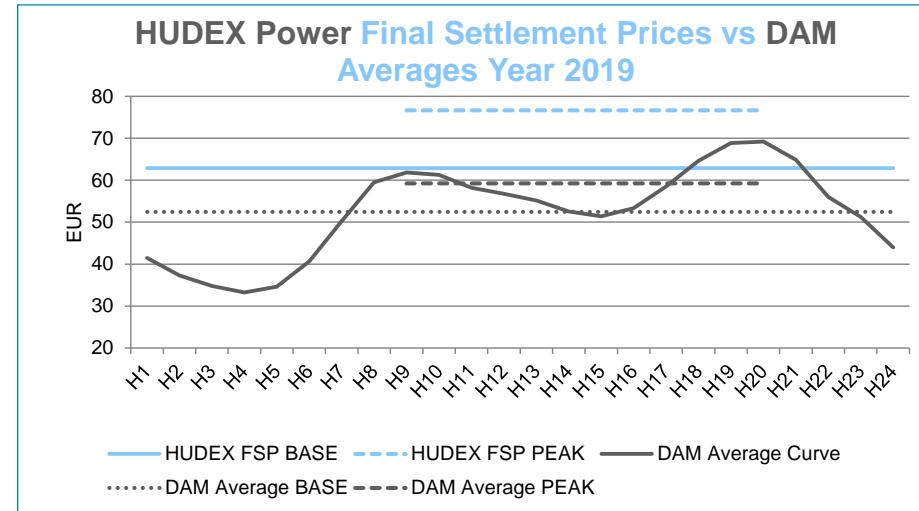
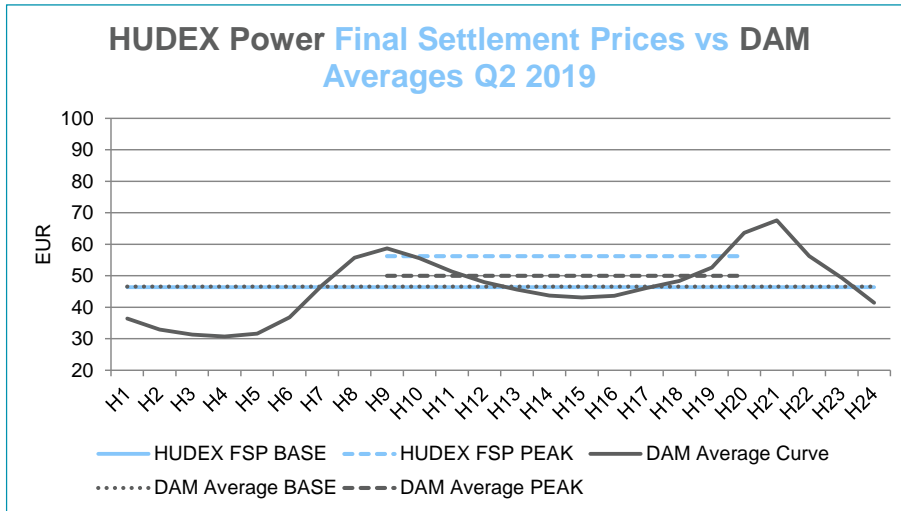
Average Price Difference and Final Settlement Prices



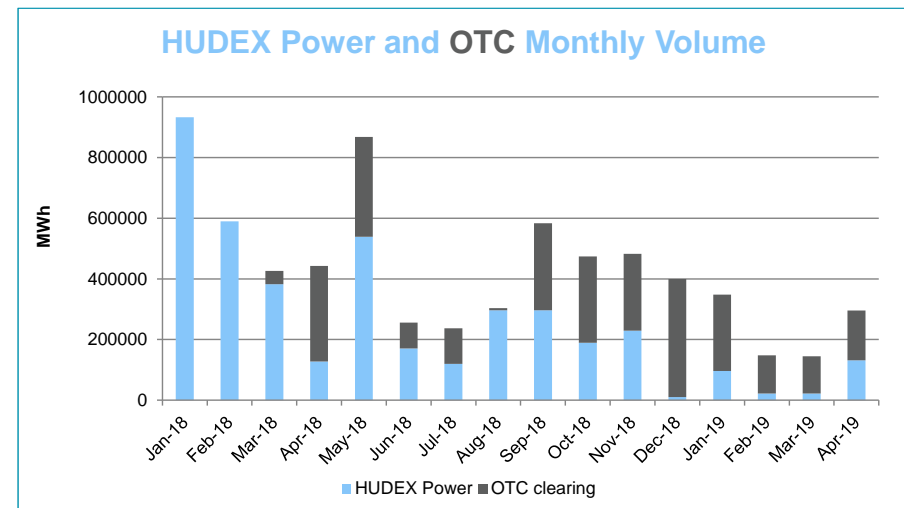
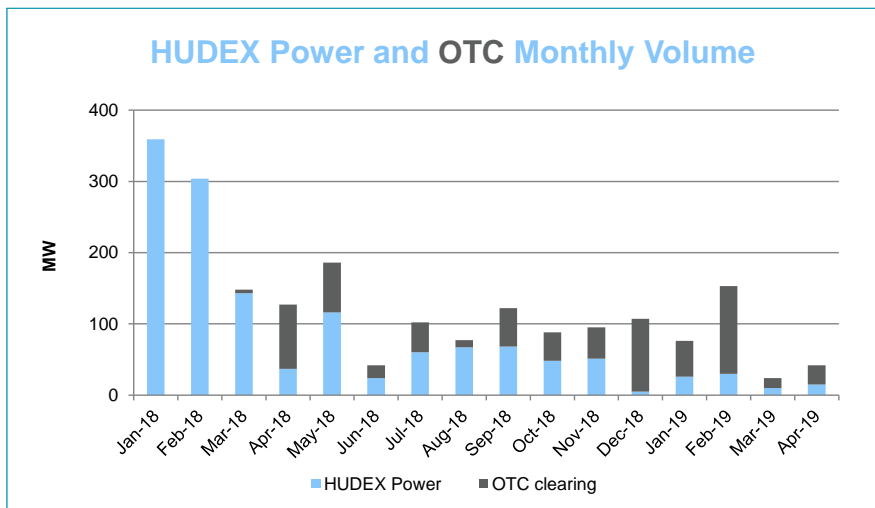
For information purposes only

HUDEX Market Operations

Trading Period: 04/2019



Monthly volumes



For information purposes only

HUDEX Market Operations

Trading Period: 04/2019

Traded Products in April

