

Monthly Report (February 2016)

In January the total and average daily traded volume was 672 200 MWh and 32 009,5 MWh respectively. The number of admitted members was 33 in the examined month.



### Founder Members

- BC-Energiakereskedő Kft.
- Ezpada s.r.o.
- Holding Slovenske Elektrarne d.o.o.
- JAS Budapest Zrt.
- Magyar Áramszolgáltató Kft.
- Mátrai Erőmű Zrt.
- MAVIR ZRt.
- MVM Partner Zrt.

### Partners

- Tradition Financial Services Ltd. (broker)

- Alpiq Energy SE
- ARELCO POWER S.R.L.
- CEZ, a.s.
- Citigroup Global Markets Limited
- Danske Commodities A/S
- EDF Trading Limited
- Edison Trading S.p.A.
- EDS International SK
- Enel Trade S.p.A.
- Energi Danmark A/S.
- EPS Trgovanje d.o.o.
- Freepoint Commodities Europe LLP
- Gazprom Marketing & Trading Limited

### Admitted Members

- GDF SUEZ Trading SAS
- GEN-I d.o.o.
- Gunvor International B.V.
- HEP d.d.
- LE Trading a.s.
- MET Power Hungary Kft.
- Morgan Stanley Capital Group Energy Europe Limited
- RWE Supply & Trading GmbH
- TEI-ENERGY S.p.A
- Trailstone GmbH.
- Vitol Gas & Power B.V.
- VPP Erőmű Üzemeltető és Kereskedelmi Zrt.

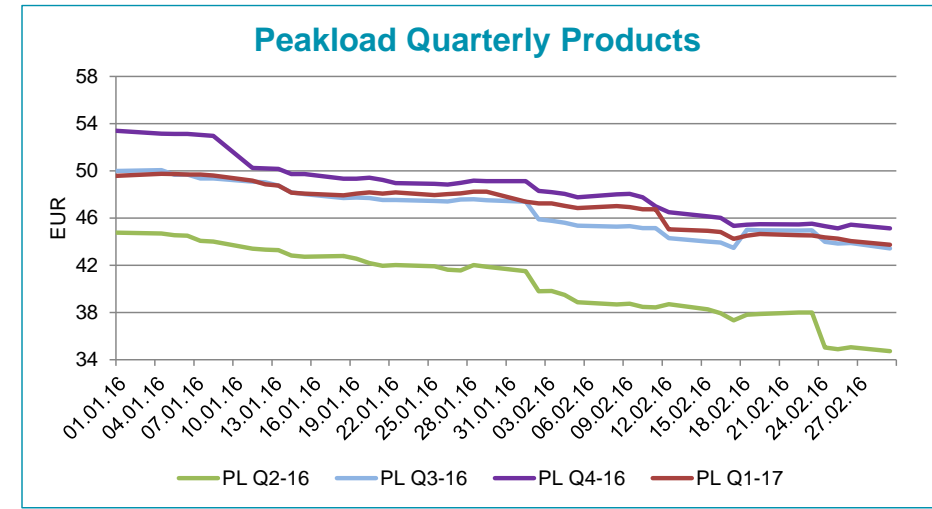
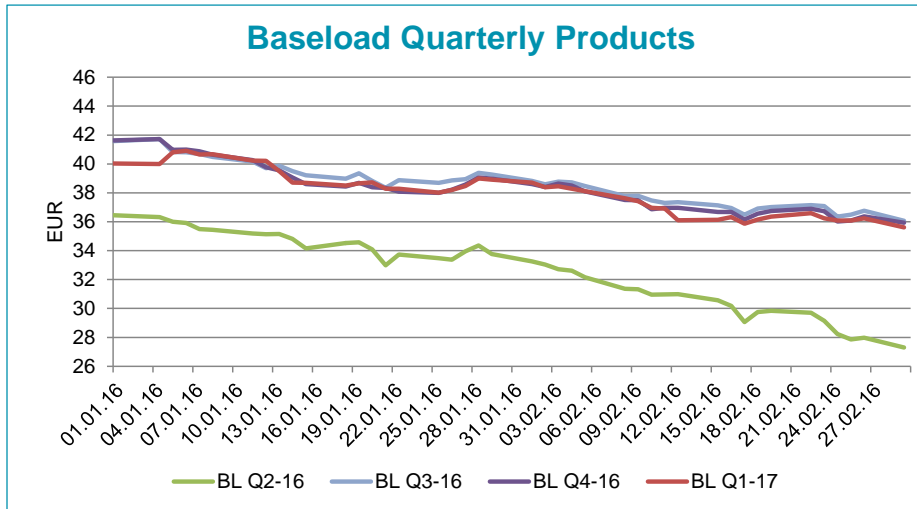
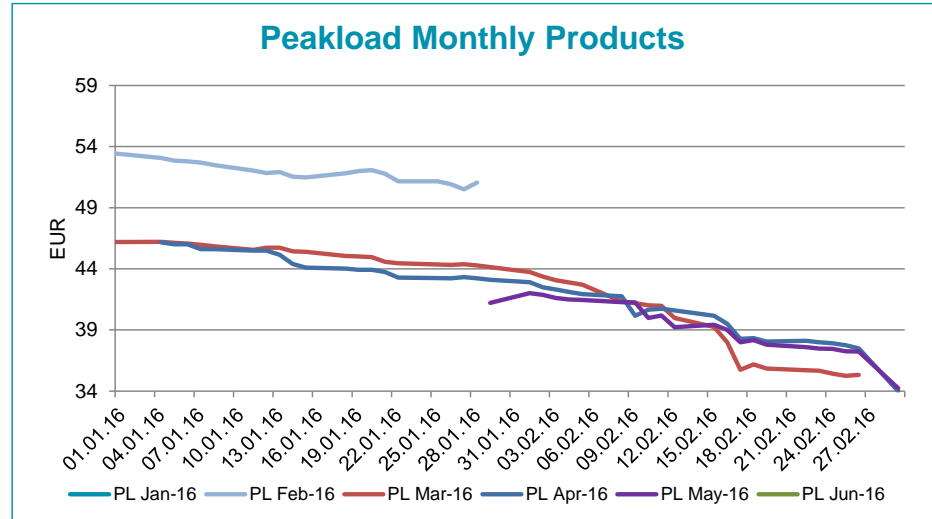
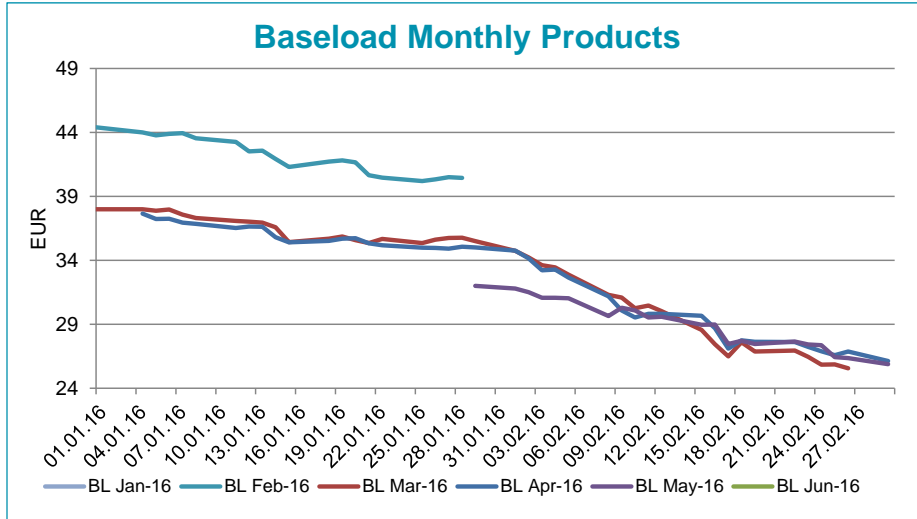
Instruments	BASE_avg	Low	High	PEAK_avg	Low	High
WK-06	35,35	34,24	36,91			
WK-07	32,82	27,85	39,62			
WK-08	31,10	22,74	39,84			
WK-09	32,07	23,84	39,77			
WK-09	29,53	24,86	35,76			
WK-10	27,62	24,95	33,43			
WK-11	26,46	25,28	25,28			
WK-12	26,03	25,97	26,09			
Mar-16	29,48	25,56	34,74	39,13	35,25	43,74
Apr-16	29,55	26,12	34,75	39,68	34,00	42,91
May-16	28,91	25,87	31,79	39,24	34,23	42,01
Q2-16	30,43	27,30	33,25	37,97	34,72	41,50
Q3-16	37,40	36,07	38,82	44,83	43,43	47,38
Q4-16	37,09	35,94	38,64	46,62	45,12	49,13
Q1-17	36,89	35,61	38,71	45,56	43,73	47,38
YR-17	35,11	34,09	36,73	43,47	42,00	46,31
YR-18	34,74	33,84	36,39	43,83	42,23	46,14
YR-19	34,90	33,95	36,61	43,98	42,33	46,36
Final Settlement Price of Expired Products						
Instruments	BASE		PEAK			
Wk06-16	34,24		-			
Wk07-16	27,98		-			
Wk08-16	23,41		-			
Wk09-16	24,11		-			
Mar-16	25,56		35,32			

For information purposes only

HUPX Market Operations

Trading Period: 02/2016

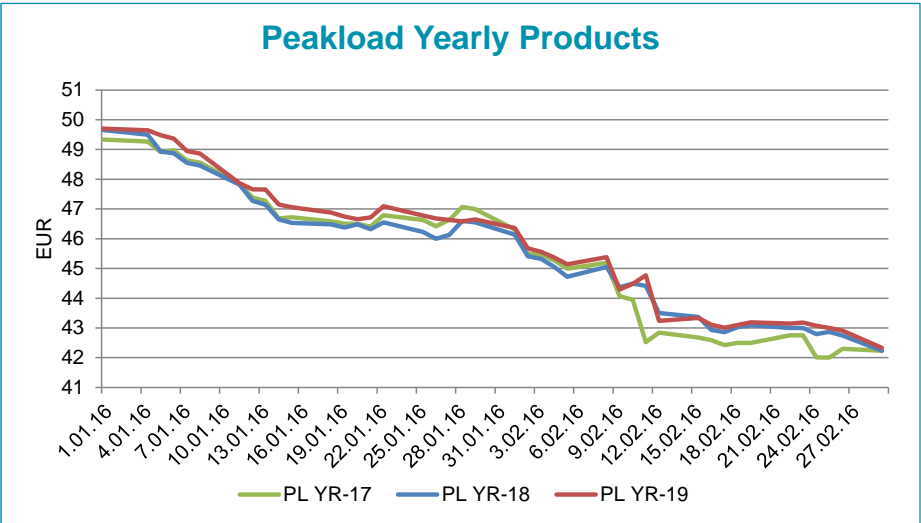
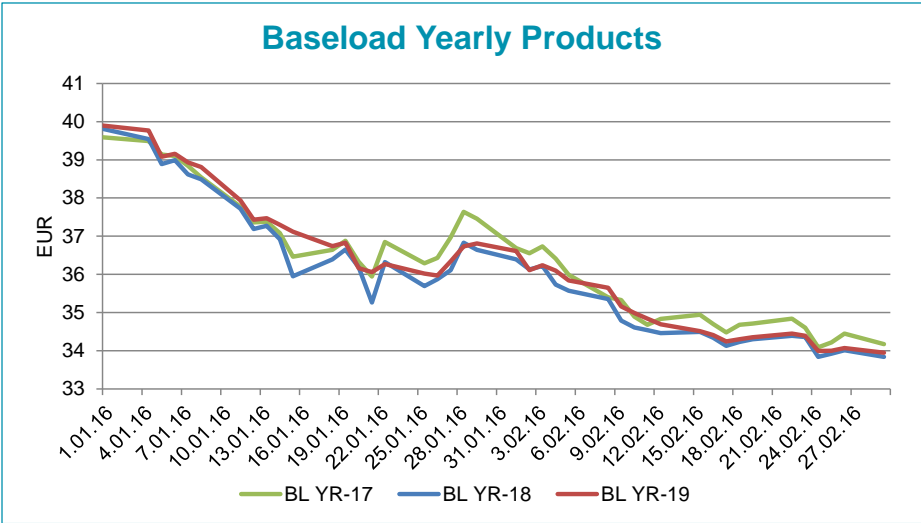
Settlement Prices



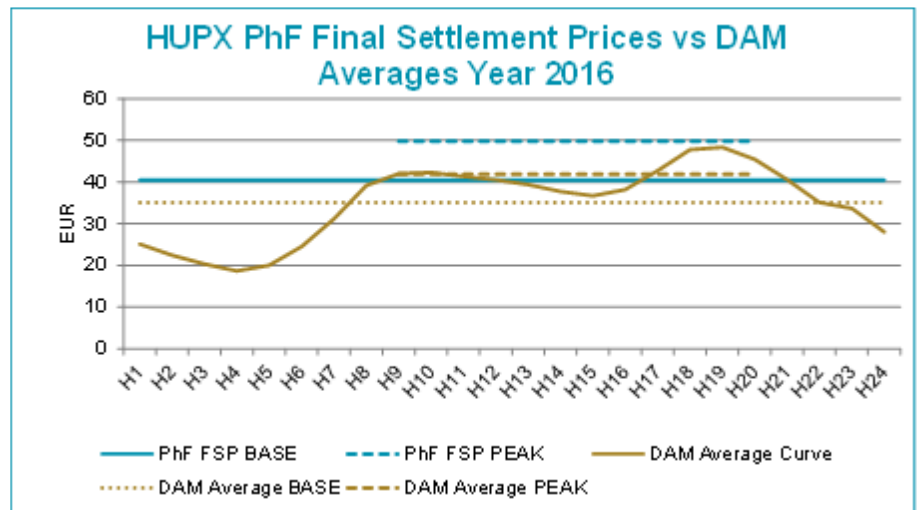
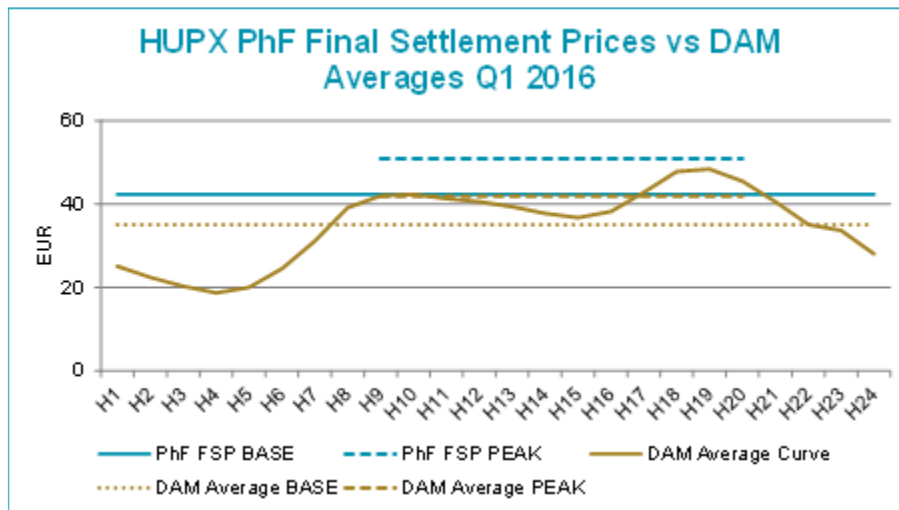
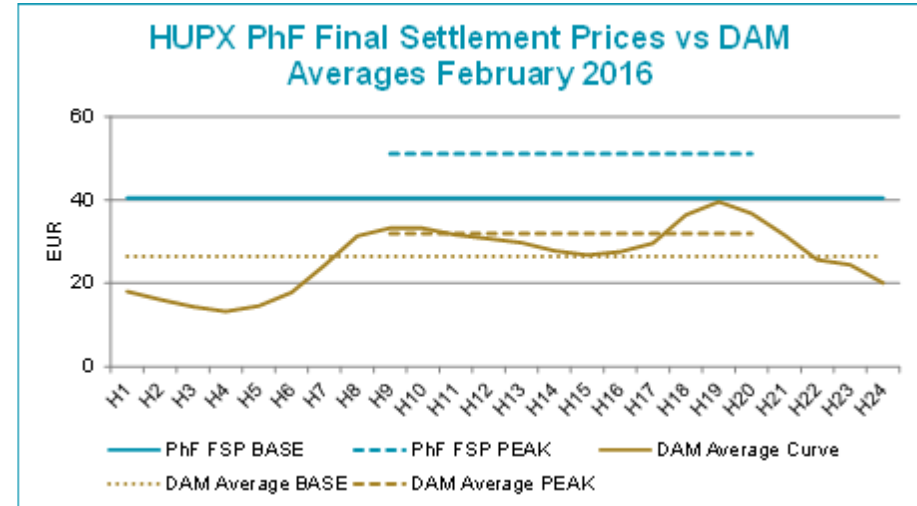
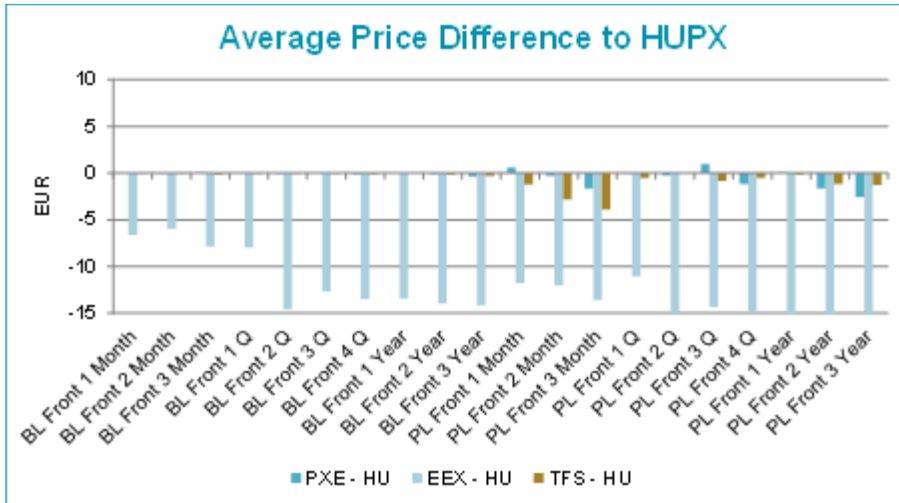
For information purposes only

HUPX Market Operations

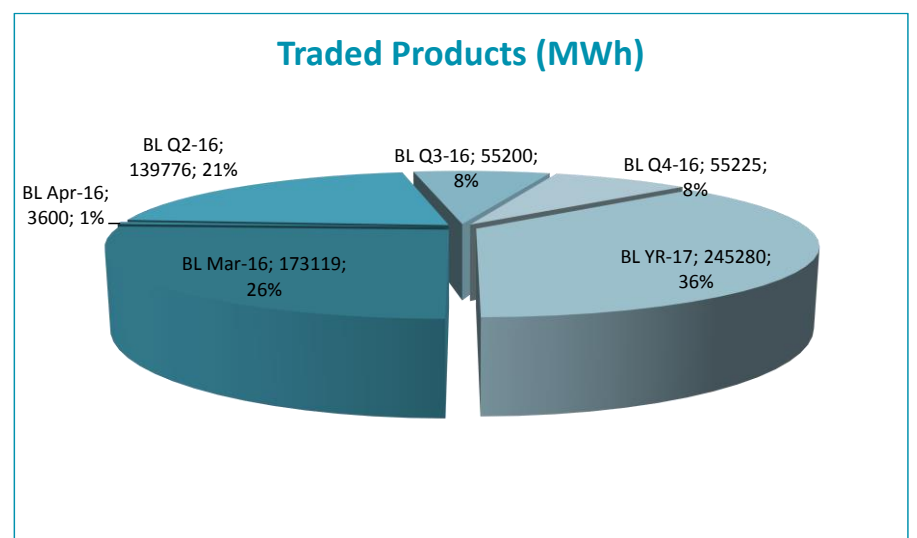
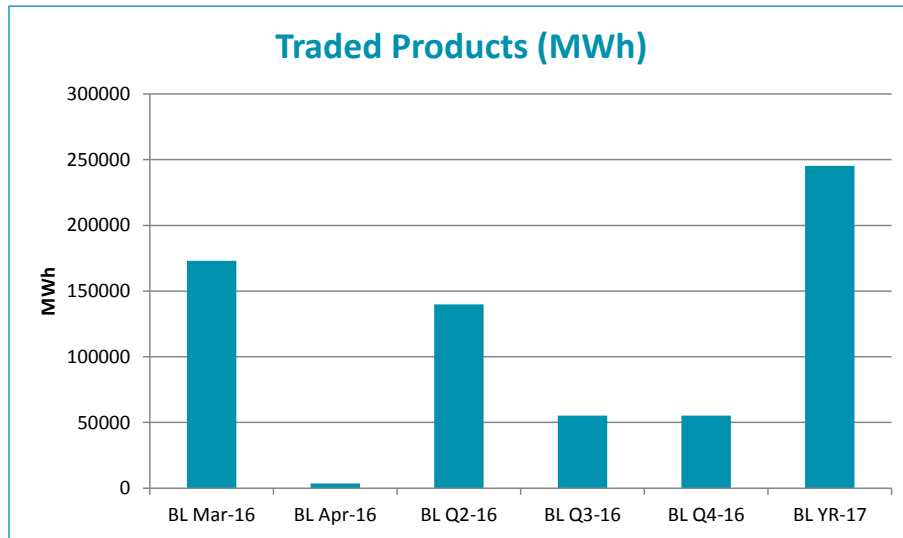
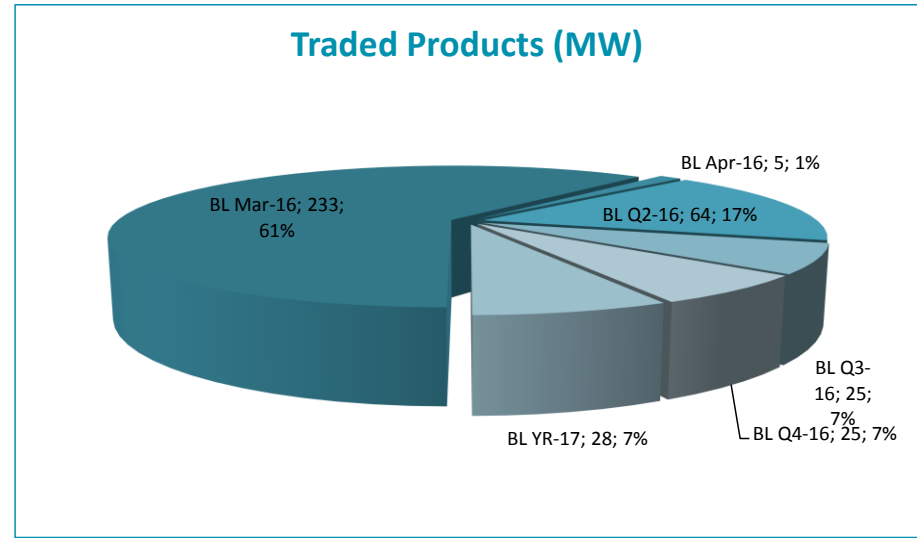
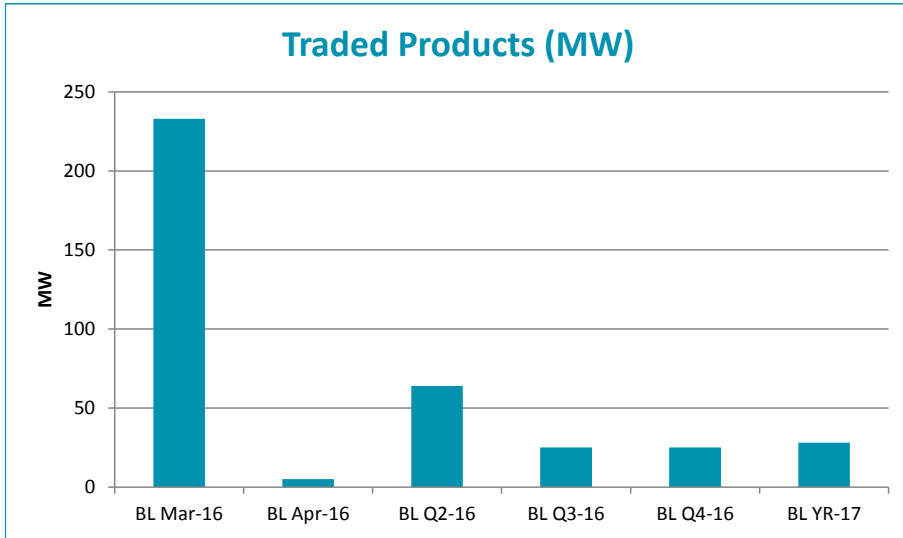
Trading Period: 02/2016



Average Price Difference and Final Settlement Prices



Traded Products in February

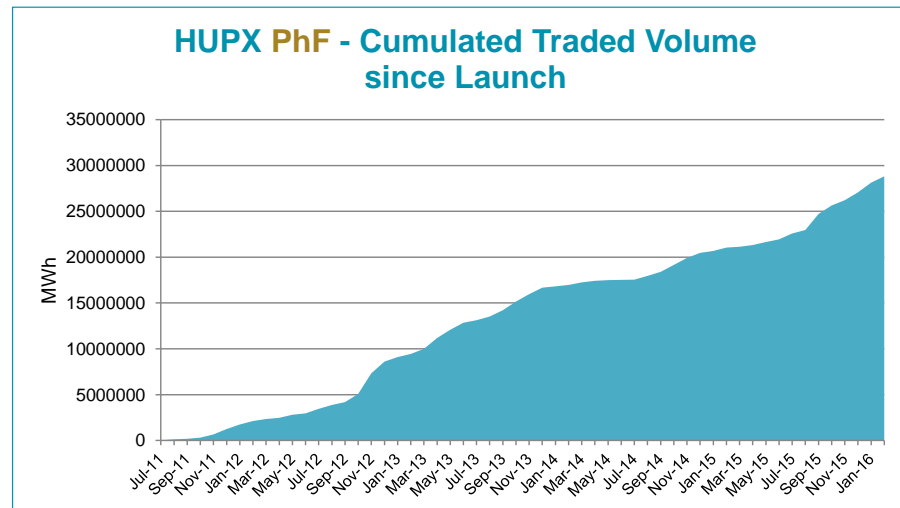
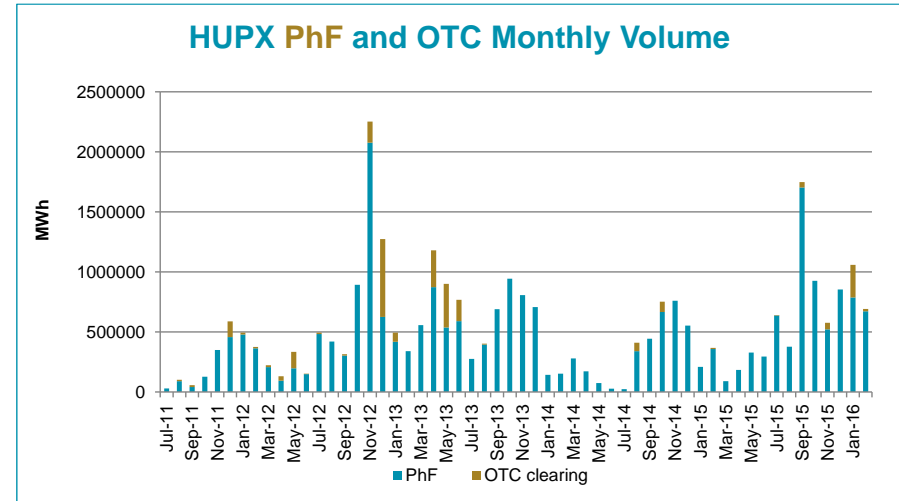
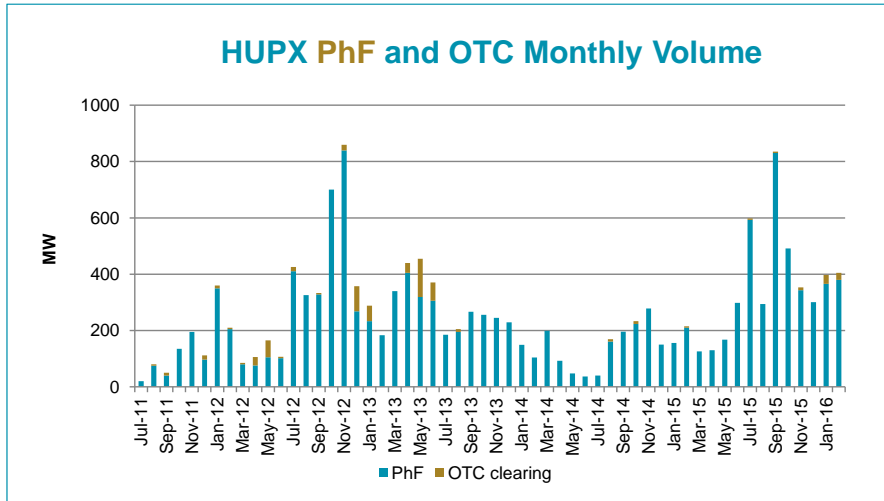


For information purposes only

HUPX Market Operations

Trading Period: 02/2016

Monthly and cumulated volumes since launch



For information purposes only

HUPX Market Operations

Trading Period: 02/2016