

Monthly Report (January 2017)

In January the total and average daily traded volume was 600 062 MWh and 27 275,5 MWh respectively. The number of admitted members was 27 in the examined month.



Founder Members

- BC-Energiakereskedő Kft.
- Ezpada s.r.o.
- Holding Slovenske Elektrarne d.o.o.
- Magyar Áramszolgáltató Kft.
- Mátrai Erőmű Zrt.
- MAVIR ZRT.
- MVM Partner Zrt.

Partners

- Tradition Financial Services Ltd. (broker)

Admitted Members

- Alpiq Energy SE
- ARELCO POWER S.R.L.
- CEZ, a.s.
- Citigroup Global Markets Limited
- EDF Trading Limited
- Edison Trading S.p.A.
- EDS International SK
- Enel Trade S.p.A.
- EPS Trgovanje d.o.o.
- Freepoint Commodities Europe LLP
- Gazprom Marketing & Trading Limited
- GDF SUEZ Trading SAS
- GENI d.o.o.
- HEP d.d.
- LE Trading a.s.
- RWE Supply & Trading GmbH
- Sinergy Energiakereskedő Kft.
- TEI-ENERGY S.p.A.
- Trailstone GmbH.
- Vitol Gas & Power B.V.

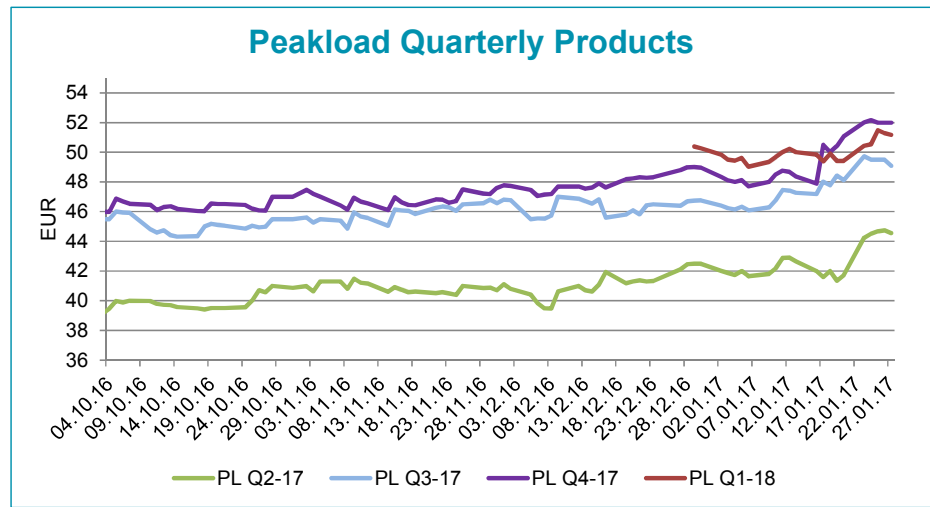
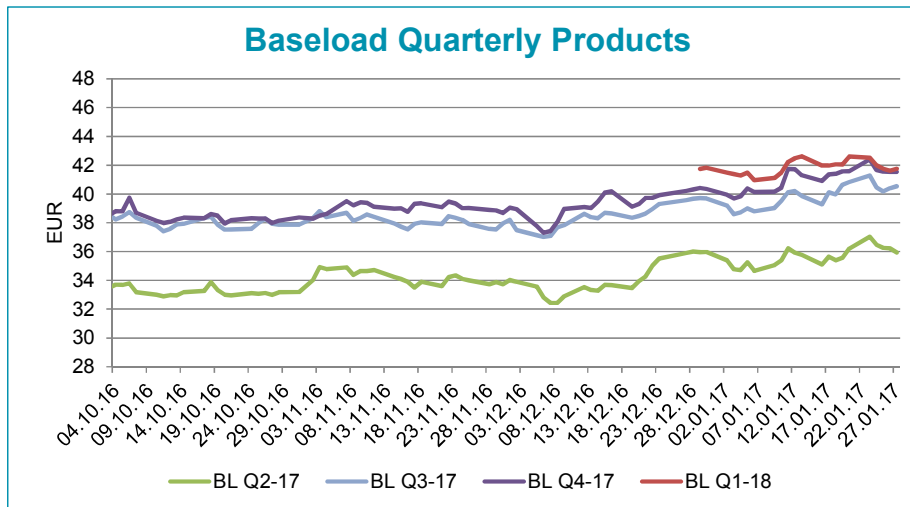
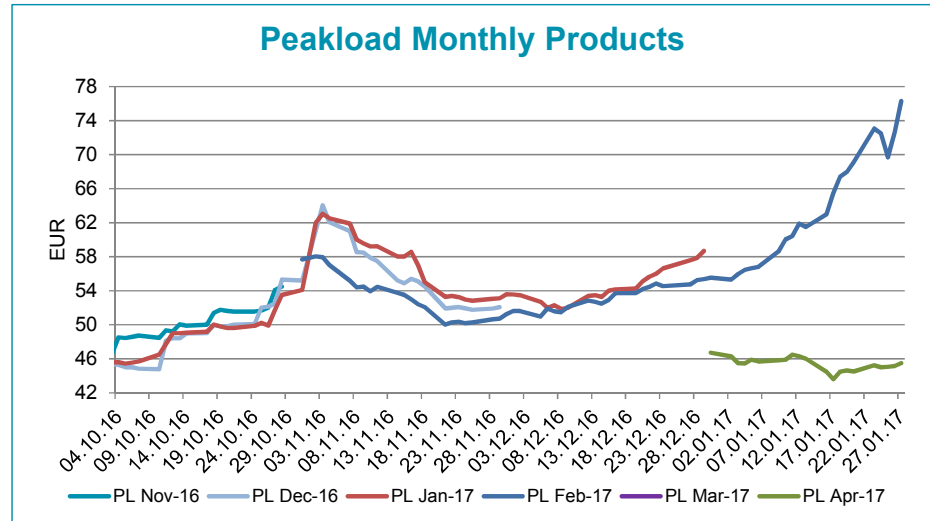
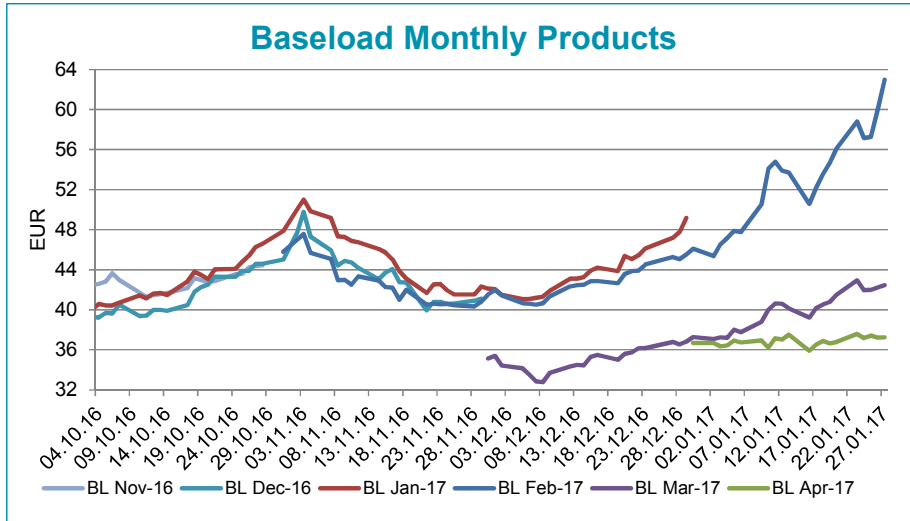
Instruments	BASE_avg	Low	High	PEAK_avg	Low	High
WK-02	54,14	52,91	55,88			
WK-03	64,15	50,95	84,66			
WK-04	62,70	48,02	81,49			
WK-05	59,34	45,22	81,51			
WK-06	59,37	48,42	78,15			
WK-07	58,71	50,89	77,99			
WK-08	58,15	55,32	67,25			
WK-09	56,40	53,45	60,25			
Feb-17	53,93	45,36	67,37	64,73	55,32	78,44
Mar-17	40,51	37,08	46,60	48,60	46,21	78,44
Apr-17	37,03	35,92	39,90	45,45	43,61	46,82
Q2-17	35,78	34,66	37,86	42,89	41,34	45,90
Q3-17	39,95	38,59	41,39	47,85	46,08	49,86
Q4-17	41,15	39,69	42,45	49,88	47,71	52,16
Q1-18	41,85	40,96	42,62	50,26	49,03	53,22
YR-18	38,24	37,15	39,19	46,31	44,86	47,29
YR-19	36,75	36,07	37,39	45,63	44,61	46,77
YR-20	36,59	35,95	37,41	45,37	44,50	45,92
Final Settlement Price of Expired Products						
Instruments	BASE		PEAK			
Wk02-17	55,88		-			
Wk03-17	44,90		-			
Wk04-17	81,50		-			
Wk05-17	81,50		-			
Feb-17	67,37		78,44			

For information purposes only

HUPX Market Operations

Trading Period: 01/2017

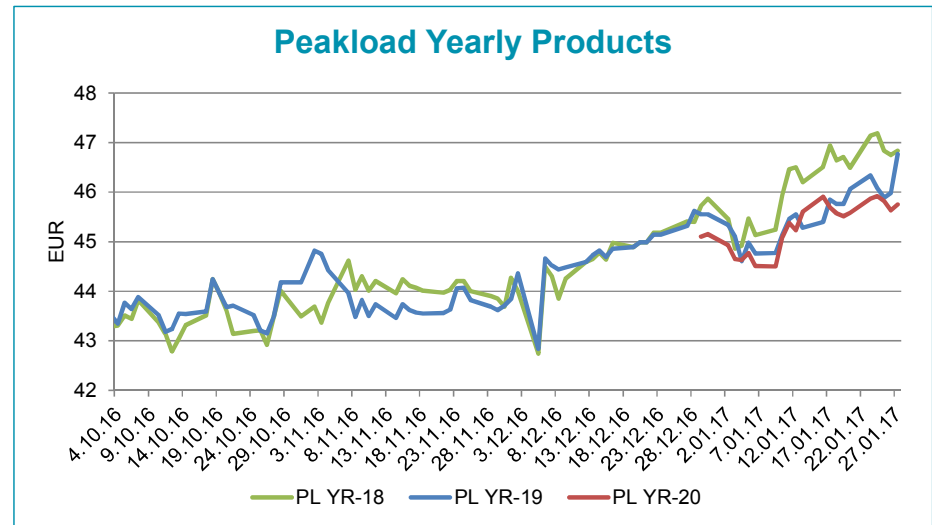
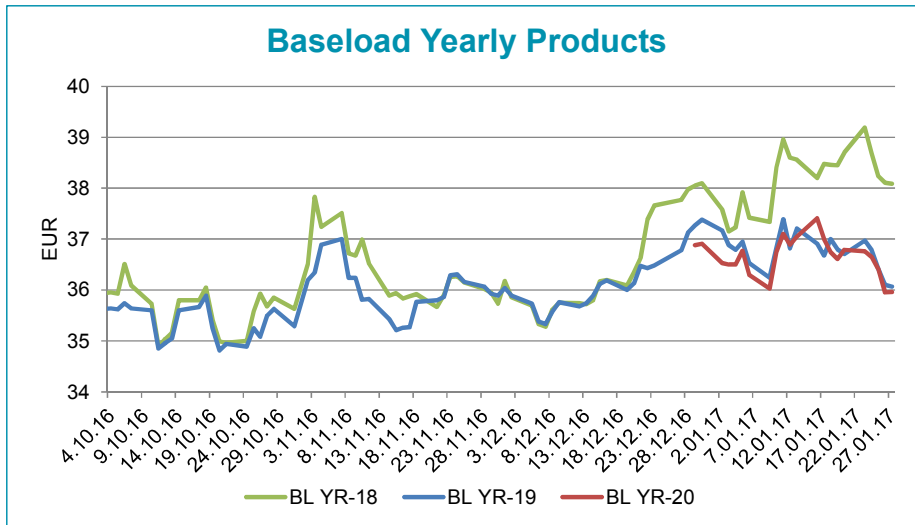
Settlement Prices



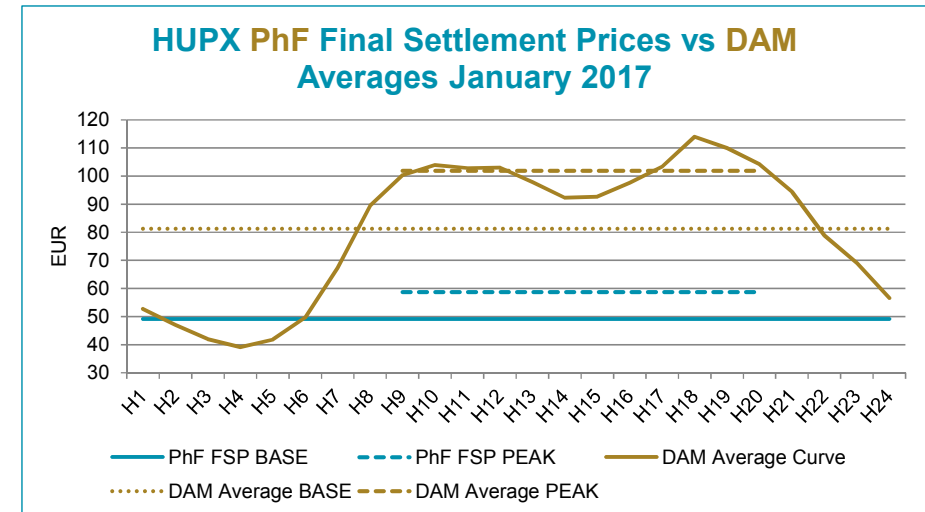
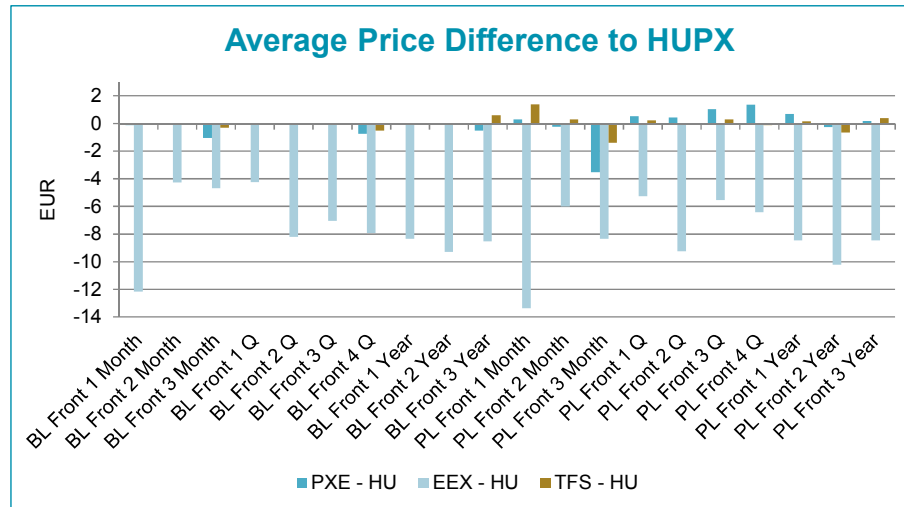
For information purposes only

HUPX Market Operations

Trading Period: 01/2017



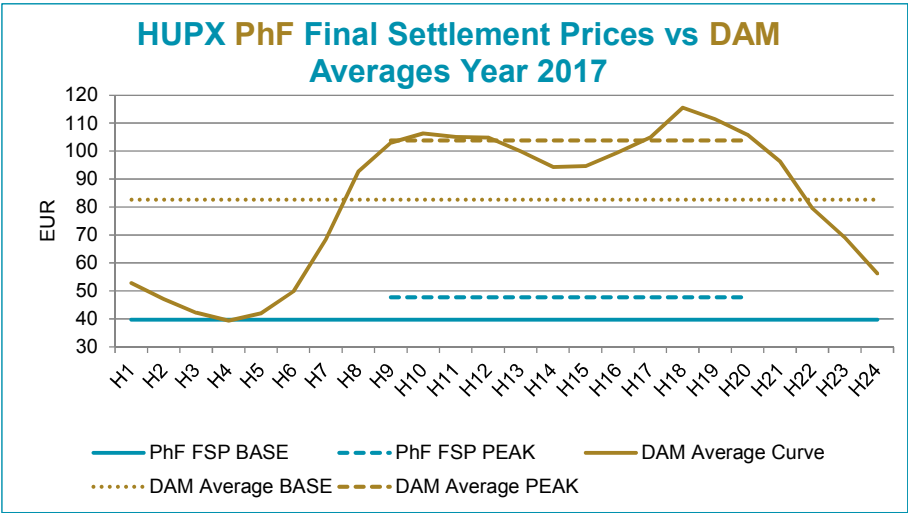
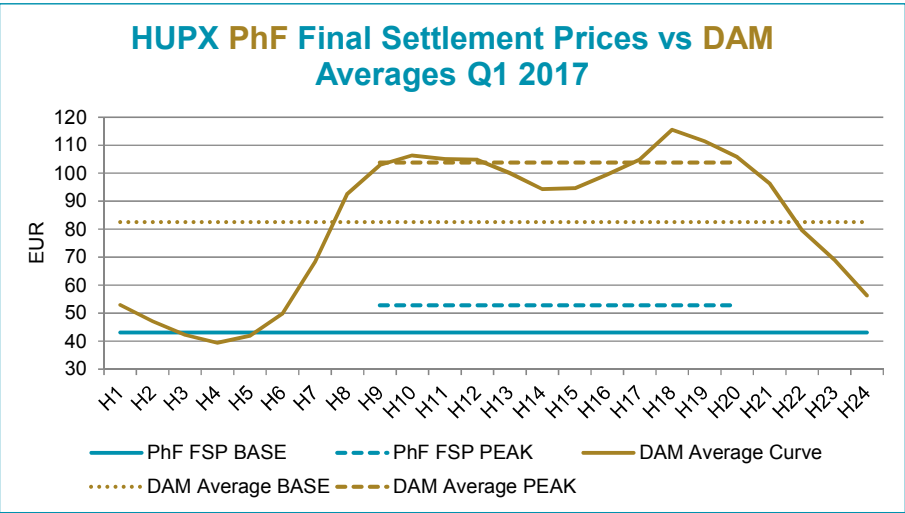
Average Price Difference and Final Settlement Prices



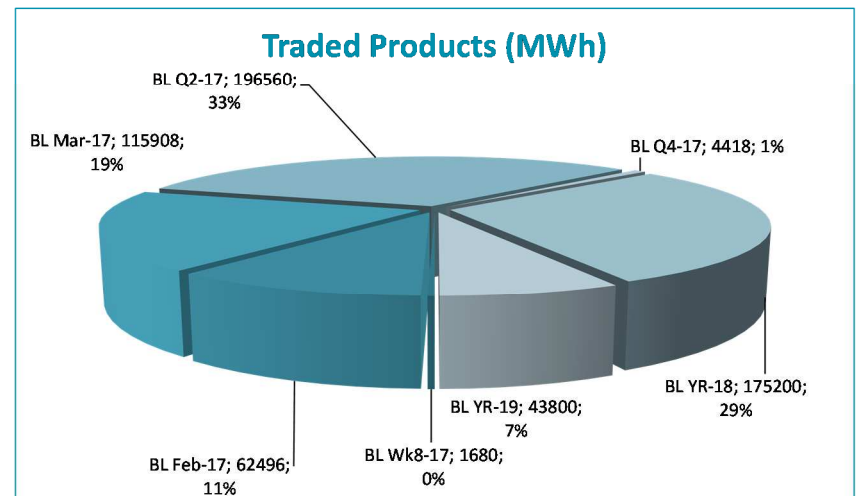
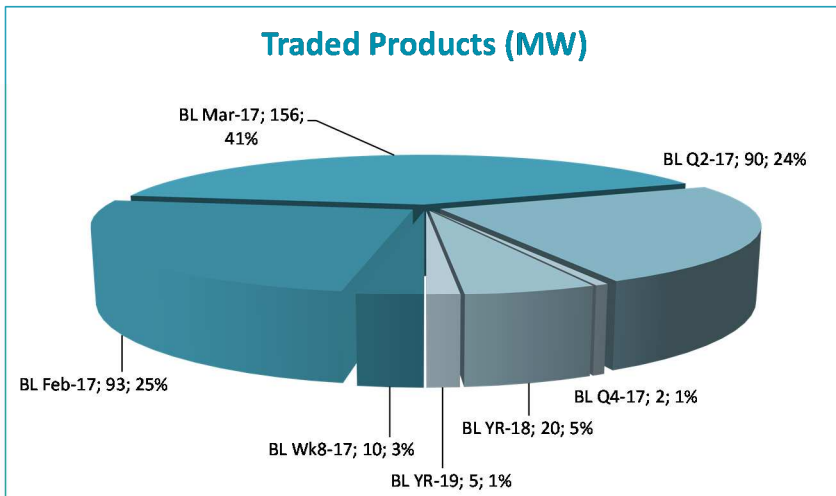
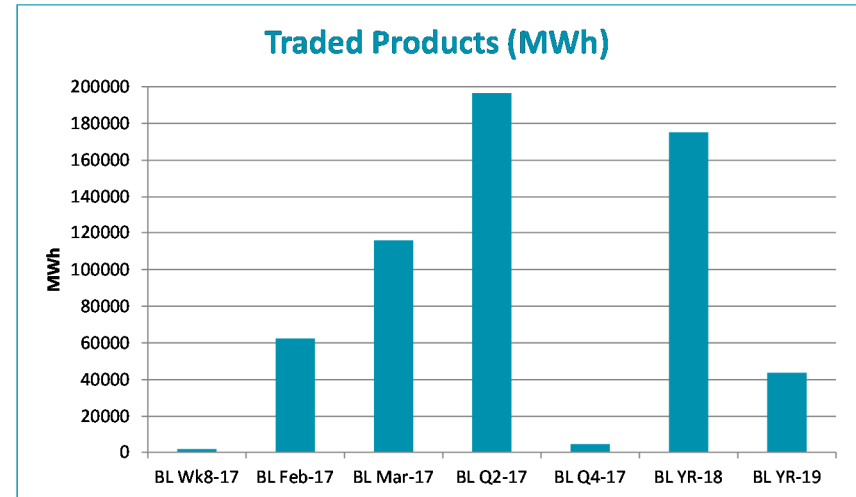
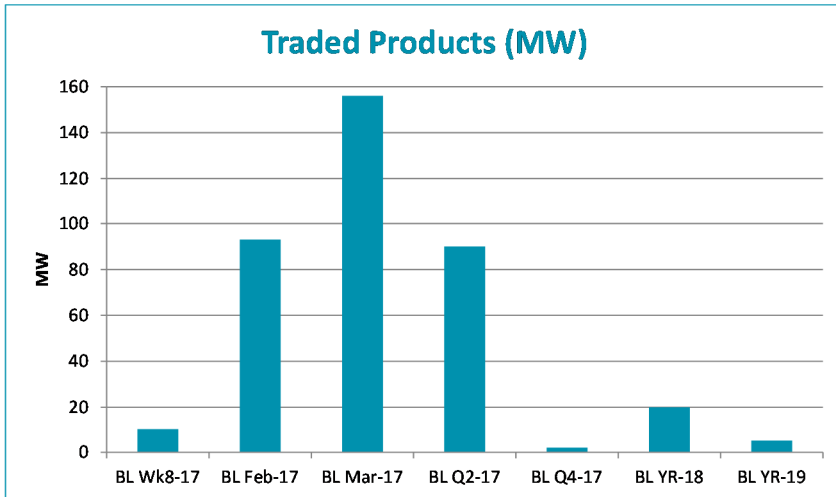
For information purposes only

HUPX Market Operations

Trading Period: 01/2017



Traded Products in January

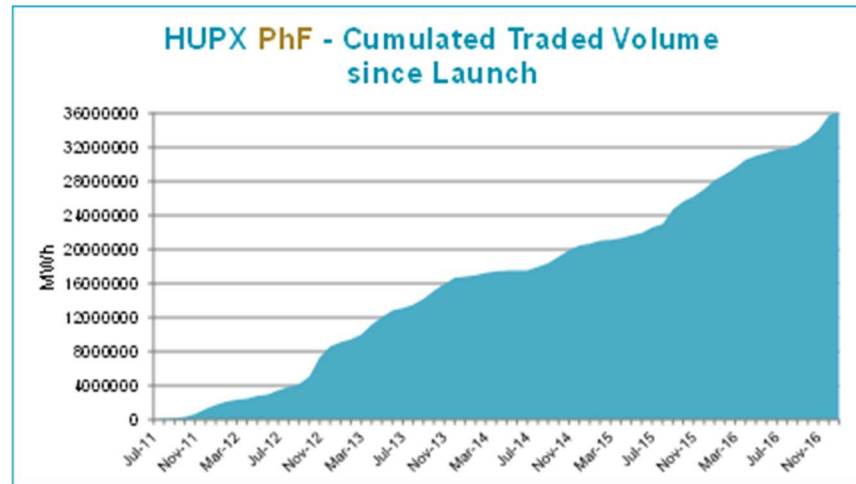
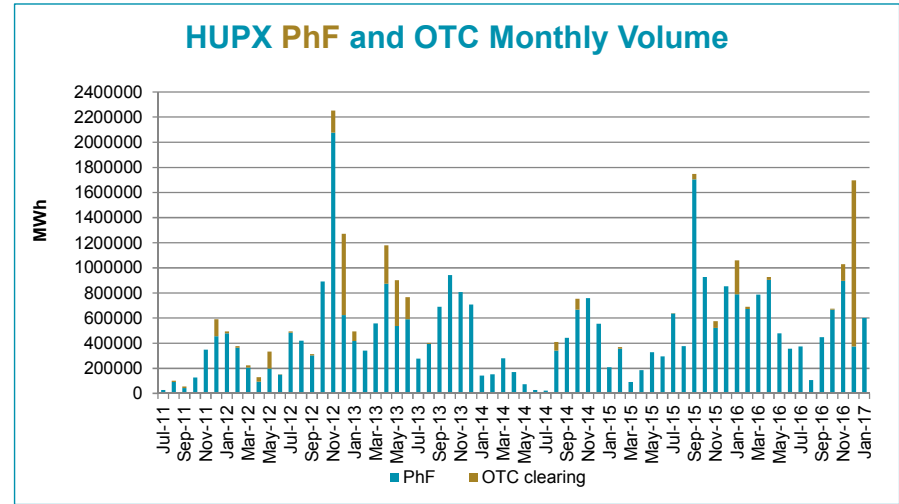
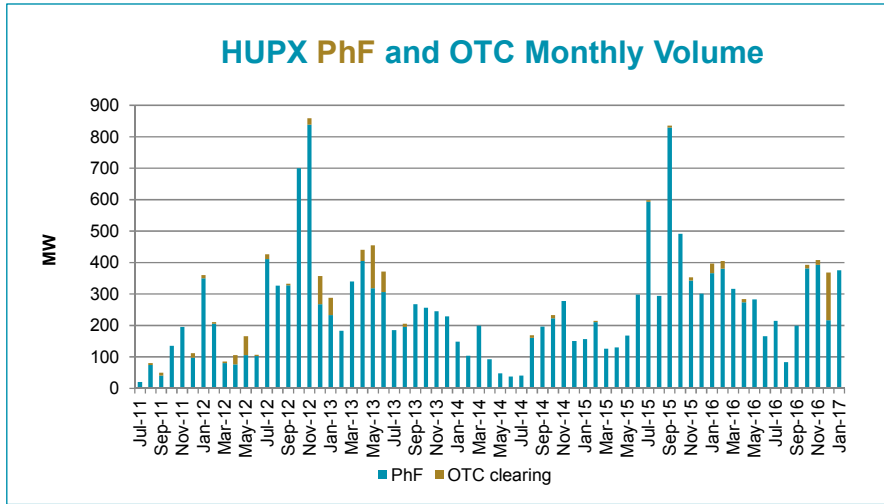


For information purposes only

HUPX Market Operations

Trading Period: 01/2017

Monthly and cumulated volumes since launch



For information purposes only

HUPX Market Operations

Trading Period: 01/2017