

Monthly Report (January 2018)

In January the total and average daily traded volume was 932 760 MWh and 44 417,2 MWh respectively. The number of admitted members was 18 in the examined month.



Admitted Members

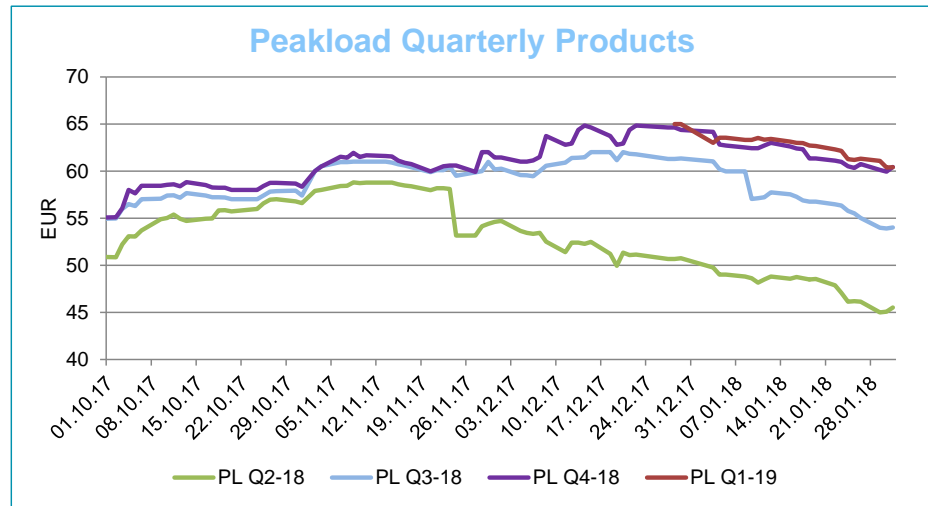
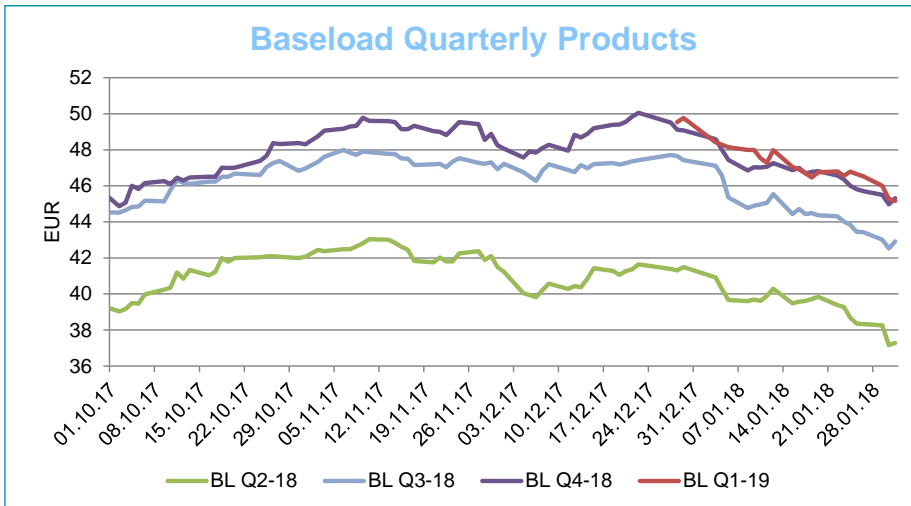
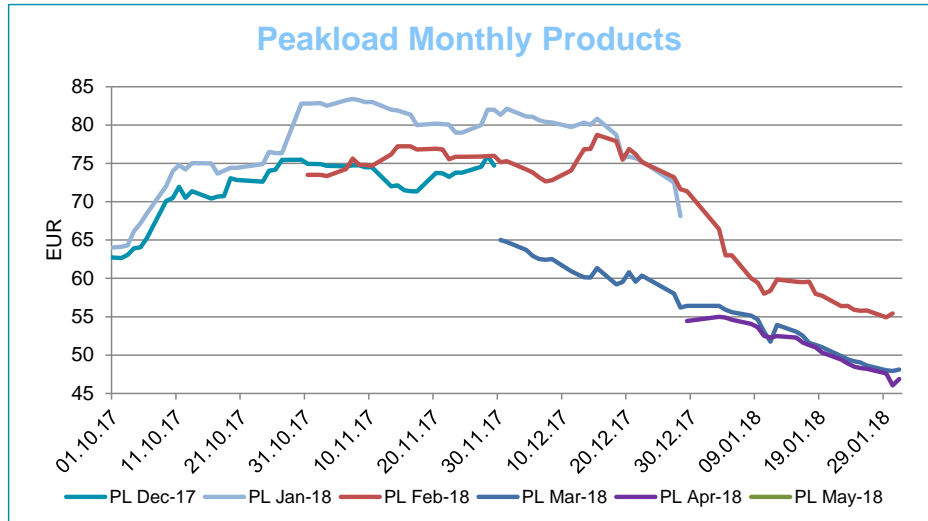
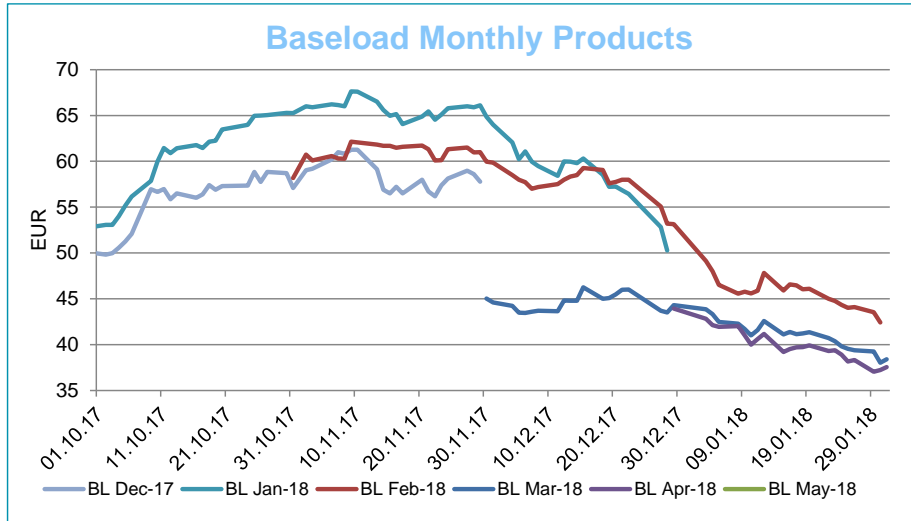
- Alpiq Energy SE
- BC-Energiakereskedő Kft.
- CEZ, a.s.
- EDF Trading Limited
- EDS International SK
- Enel Trade S.p.A.
- Freepoint Commodities Europe LLP
- GEN-I d.o.o.
- HEP d.d.
- Holding Slovenske Elektrarne d.o.o.
- LE Trading a.s.
- Magyar Áramszolgáltató Kft.
- Mátrai Erőmű Zrt.
- MAVIR ZRT.
- MET Austria Energy Trade GmbH
- MVM Partner Zrt.
- RWE Supply &Trading GmbH
- Sinergy Energiakereskedő Kft.

Partners

- Tradition Financial Services Ltd. (broker)
- 42 Financial Services, a.s. (broker)
- ARRACO Global Markets Ltd. (broker)

| Instruments | BASE_avg | Low | High | PEAK_avg | Low | High |
|---|----------|-------|-------|----------|-------|-------|
| WK-02 | 44,66 | 44,15 | 45,17 | | | |
| WK-03 | 41,27 | 37,17 | 47,69 | | | |
| WK-04 | 43,71 | 40,88 | 49,92 | | | |
| WK-05 | 44,45 | 38,78 | 49,73 | | | |
| WK-06 | 45,78 | 44,10 | 48,28 | | | |
| WK-07 | 44,18 | 41,45 | 46,25 | | | |
| WK-08 | 43,32 | 41,67 | 45,00 | | | |
| Feb-18 | 45,68 | 42,43 | 49,13 | 58,66 | 54,91 | 66,45 |
| Mar-18 | 40,98 | 38,02 | 43,86 | 51,72 | 47,91 | 56,43 |
| May-18 | 39,79 | 37,05 | 42,81 | 50,94 | 46,03 | 55,00 |
| Q2-18 | 39,28 | 37,16 | 40,91 | 47,74 | 44,98 | 49,76 |
| Q3-18 | 44,49 | 42,53 | 47,12 | 56,98 | 53,91 | 61,02 |
| Q4-18 | 46,65 | 44,97 | 48,59 | 61,76 | 59,93 | 64,17 |
| Q1-19 | 47,01 | 45,16 | 48,41 | 62,46 | 60,39 | 63,55 |
| YR-19 | 43,46 | 41,44 | 45,83 | 56,49 | 53,41 | 59,99 |
| YR-20 | 43,63 | 41,20 | 46,05 | 56,77 | 53,21 | 60,50 |
| YR-21 | 43,83 | 41,42 | 46,36 | 57,30 | 53,32 | 60,50 |
| Final Settlement Price of Expired Products | | | | | | |
| Instruments | BASE | | | PEAK | | |
| Wk01-18 | 36,95 | | | - | | |
| Wk02-18 | 37,54 | | | - | | |
| Wk03-18 | 36,43 | | | - | | |
| Wk04-18 | 41,52 | | | - | | |
| Wk05-18 | 57,64 | | | - | | |
| Jan-17 | 50,26 | | | 69,14 | | |

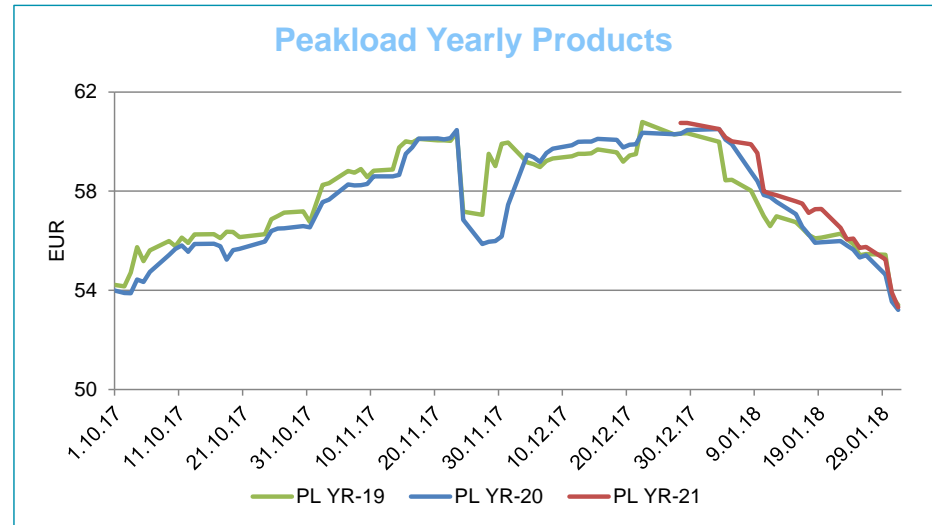
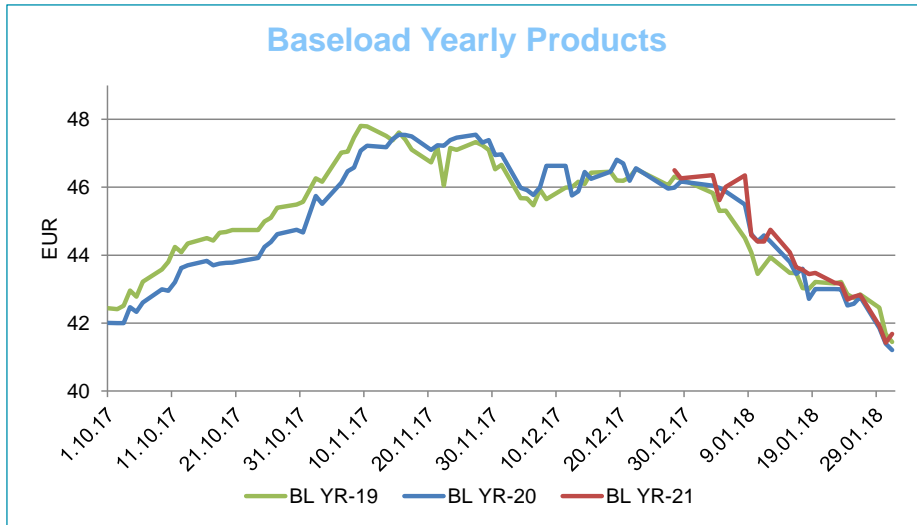
Settlement Prices



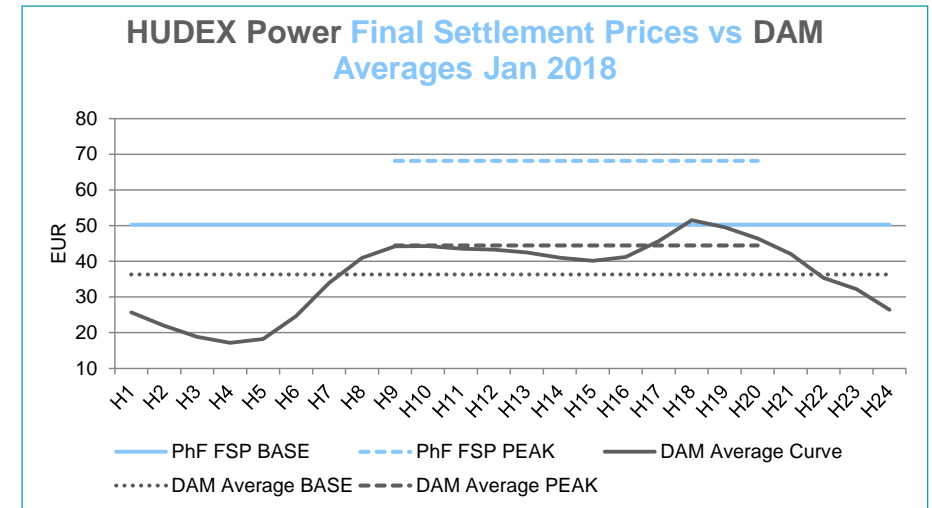
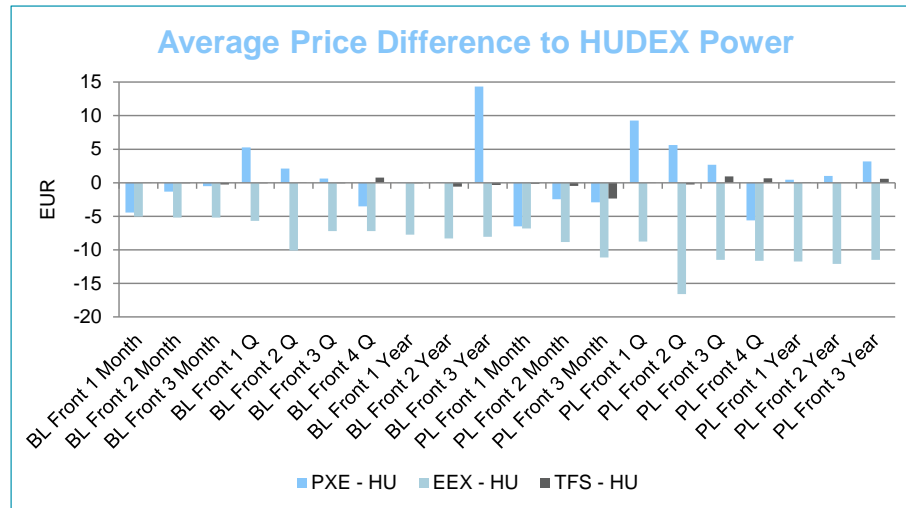
For information purposes only

HUDEX Market Operations

Trading Period: 01/2018



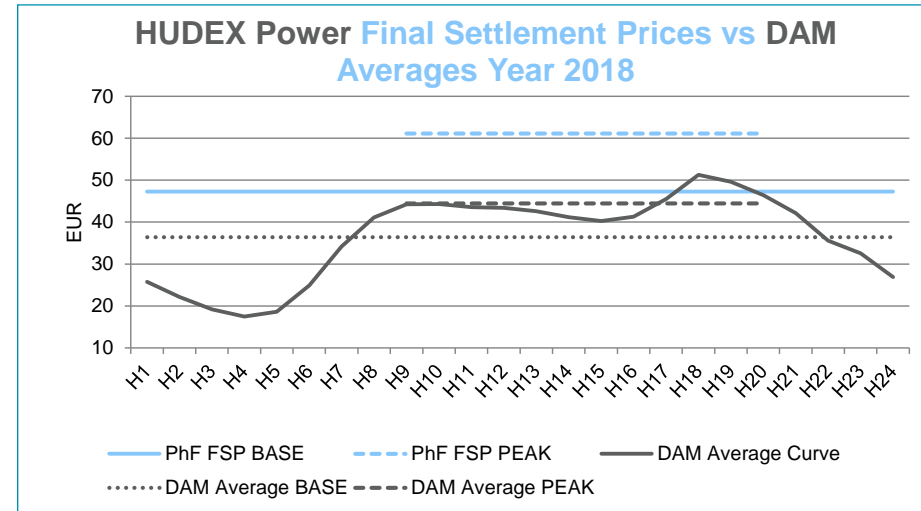
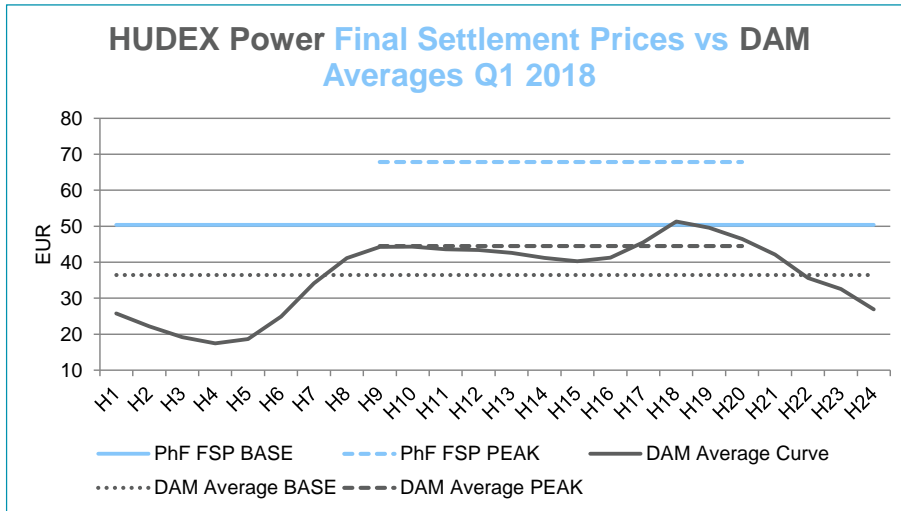
Average Price Difference and Final Settlement Prices



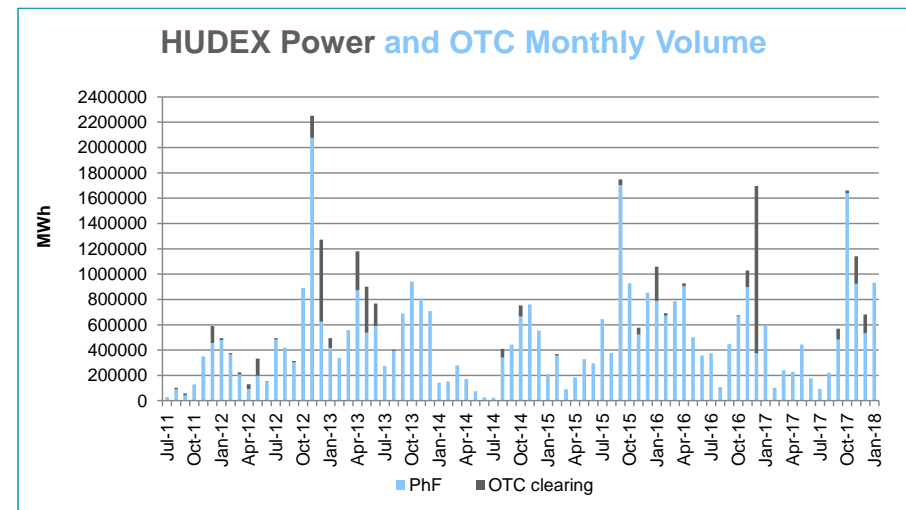
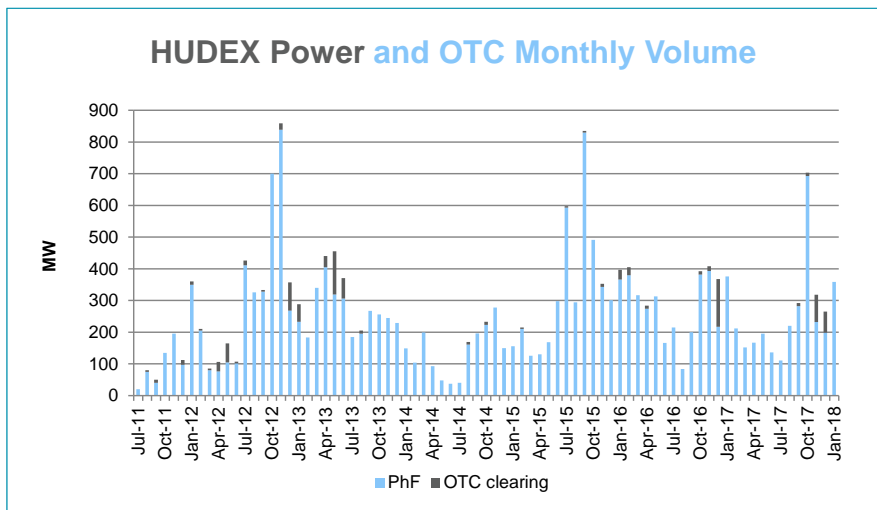
For information purposes only

HUDEX Market Operations

Trading Period: 01/2018



Monthly and cumulated volumes since launch

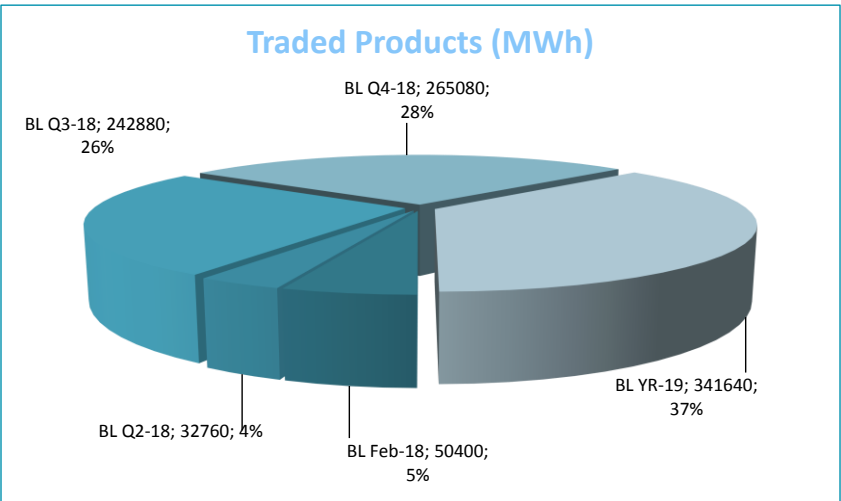
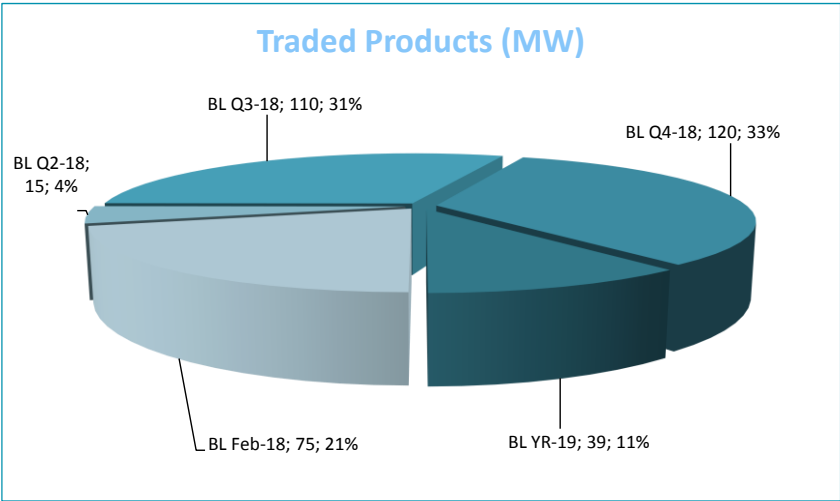
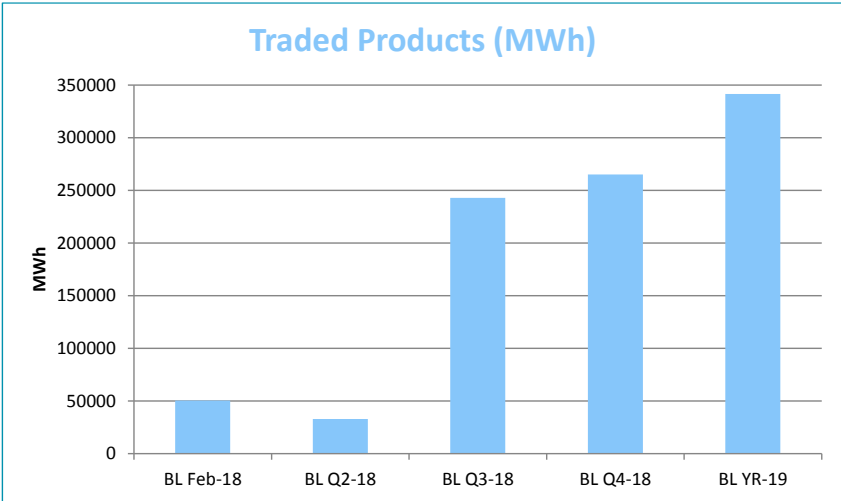
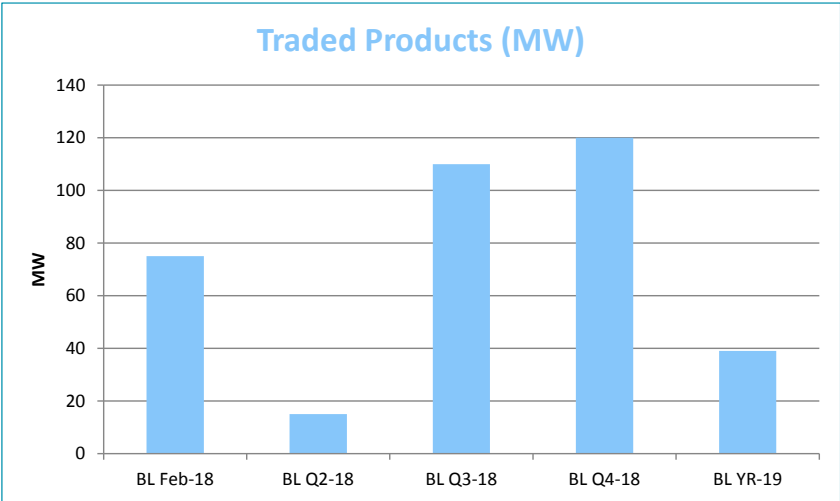


For information purposes only

HUDEX Market Operations

Trading Period: 01/2018

Traded Products in January



For information purposes only

HUDEX Market Operations

Trading Period: 01/2018