

## Monthly Report (February 2018)

In February the total and average daily traded volume was 589 366 MWh and 29 468,3 MWh respectively. The number of admitted members was 18 in the examined month.



### Admitted Members

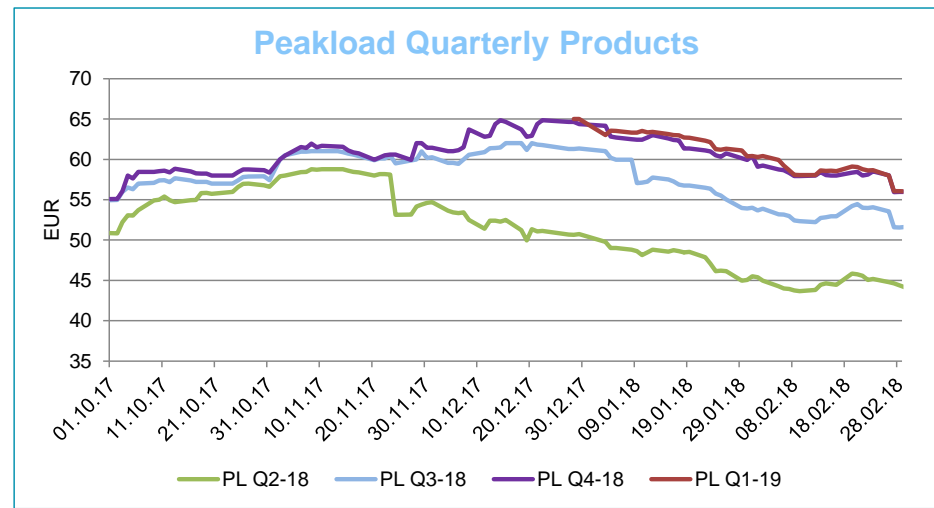
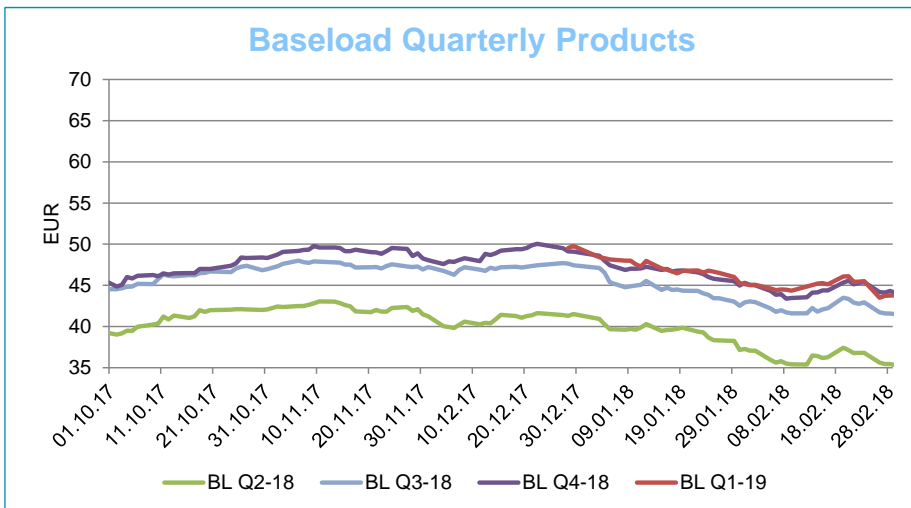
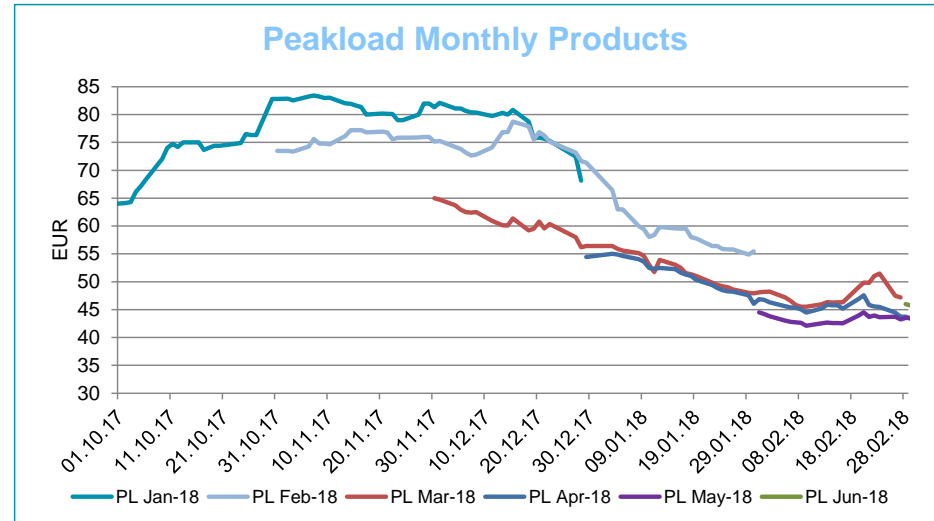
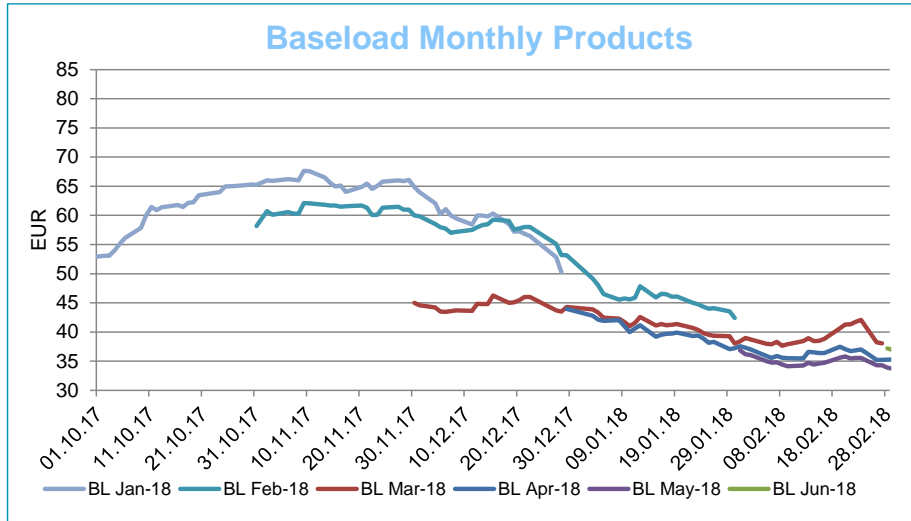
- |                           |                                      |                                |
|---------------------------|--------------------------------------|--------------------------------|
| →Alpiq Energy SE          | →Freepoint Commodities Europe LLP    | →Mátrai Erómű Zrt.             |
| →BC-Energiakereskedő Kft. | →GEN-I d.o.o.                        | →MAVIR ZRT.                    |
| →CEZ, a.s.                | →HEP d.d.                            | →MET Austria Energy Trade GmbH |
| →EDF Trading Limited      | →Holding Slovenske Elektrarne d.o.o. | →MVM Partner Zrt.              |
| →EDS International SK     | →LE Trading a.s.                     | →RWE Supply &Trading GmbH      |
| →Enel Trade S.p.A.        | →Magyar Áramszolgáltató Kft.         | →Sinergy Energiakereskedő Kft. |

### Partners

- Tradition Financial Services Ltd. (broker)
- 42 Financial Services, a.s. (broker)
- ARRACO Global Markets Ltd. (broker)

Instruments	BASE_avg	Low	High	PEAK_avg	Low	High
WK-05	48,05	48,05	48,05			
WK-06	40,99	37,54	46,06			
WK-07	42,04	40,78	44,82			
WK-08	44,81	41,58	55,60			
WK-09	42,79	40,57	47,06			
WK-10	39,51	36,50	44,40			
WK-11	35,44	32,05	40,00			
Mar-18	39,15	37,66	42,06	47,59	45,53	51,48
Apr-18	36,25	35,20	37,49	45,51	43,74	47,60
May-18	34,93	33,90	36,20	43,22	42,13	44,53
Q2-18	36,22	35,37	37,42	44,65	43,66	45,85
Q3-18	42,28	41,56	43,50	53,14	51,56	54,45
Q4-18	44,45	43,37	45,56	58,08	55,94	59,22
Q1-19	44,88	43,50	46,11	58,57	56,05	60,41
YR-19	41,08	39,89	42,17	52,47	51,50	53,28
YR-20	40,77	39,79	41,89	52,30	51,51	53,22
YR-21	40,75	39,86	41,63	52,15	51,34	53,03
<b>Final Settlement Price of Expired Products</b>						
Instruments	BASE			PEAK		
Wk05-18	36,93			-		
Wk06-18	39,65			-		
Wk07-18	38,06			-		
Wk08-18	45,34			-		
Wk09-18	54,52			-		
Feb-17	41,65			52,04		

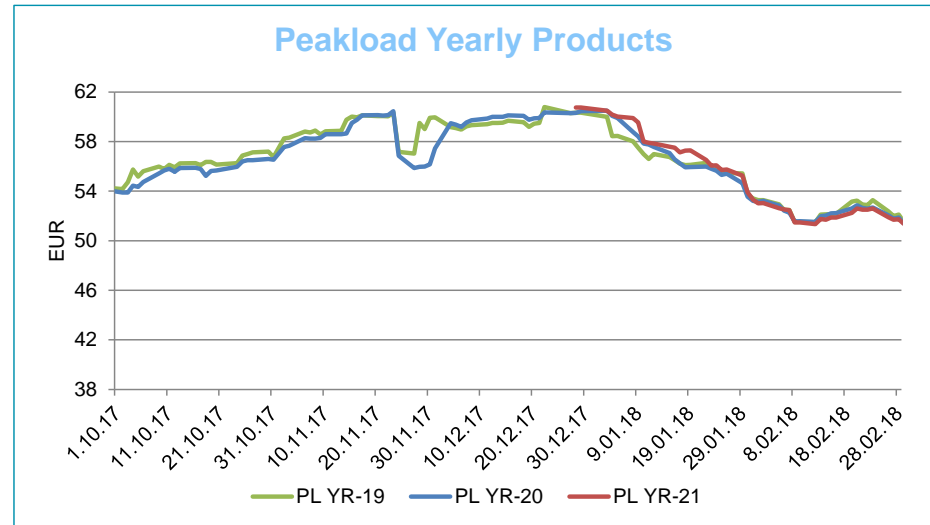
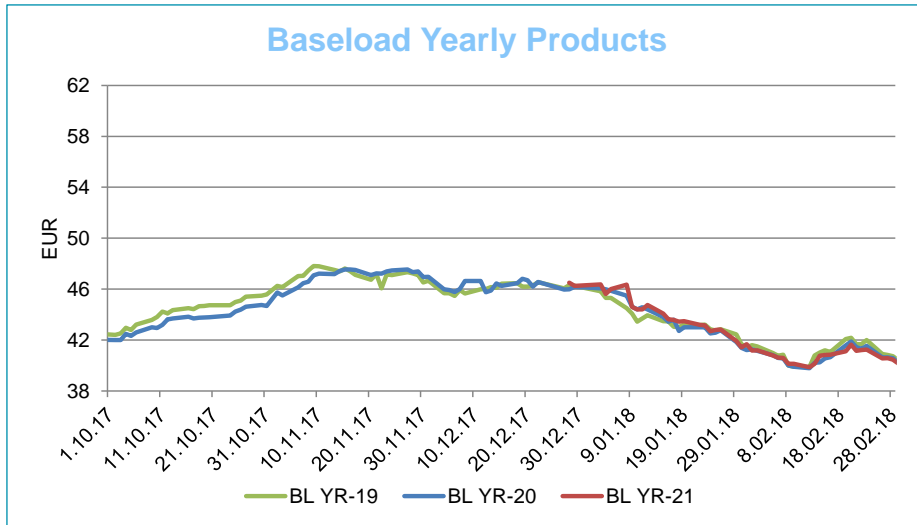
Settlement Prices



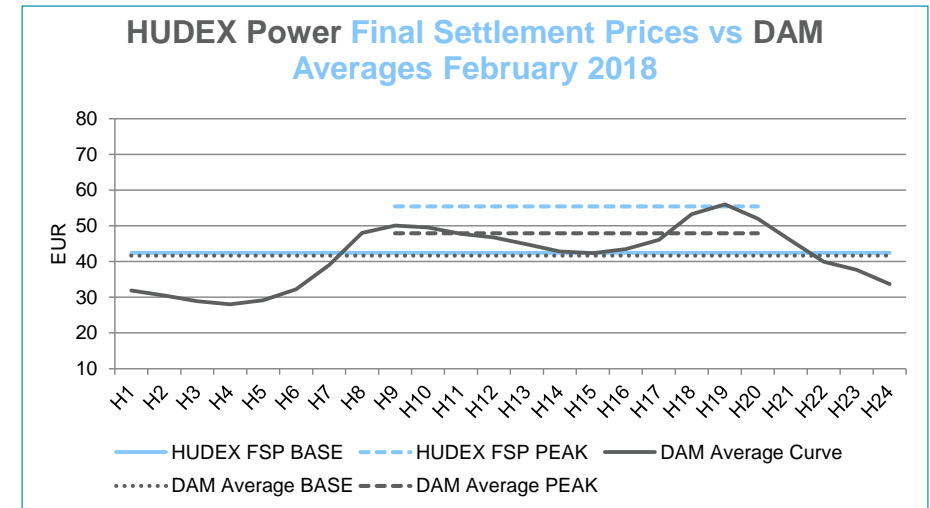
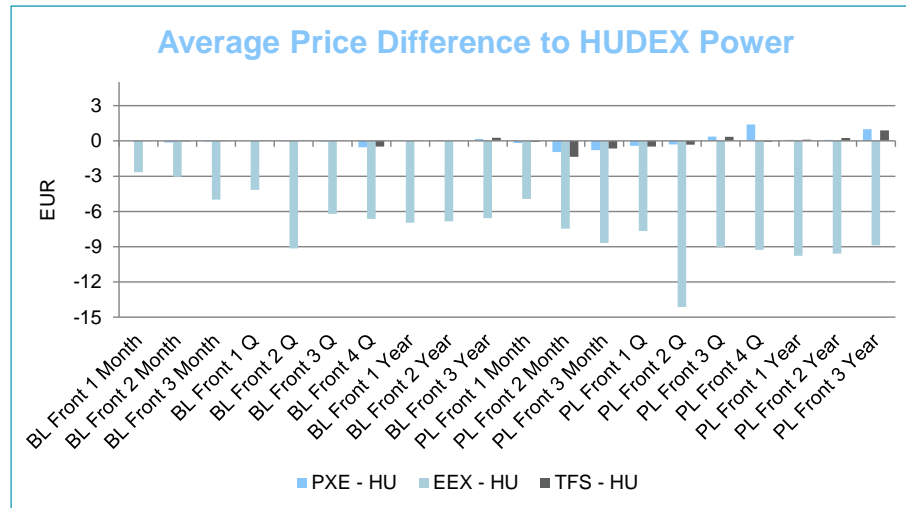
For information purposes only

HUDEX Market Operations

Trading Period: 02/2018



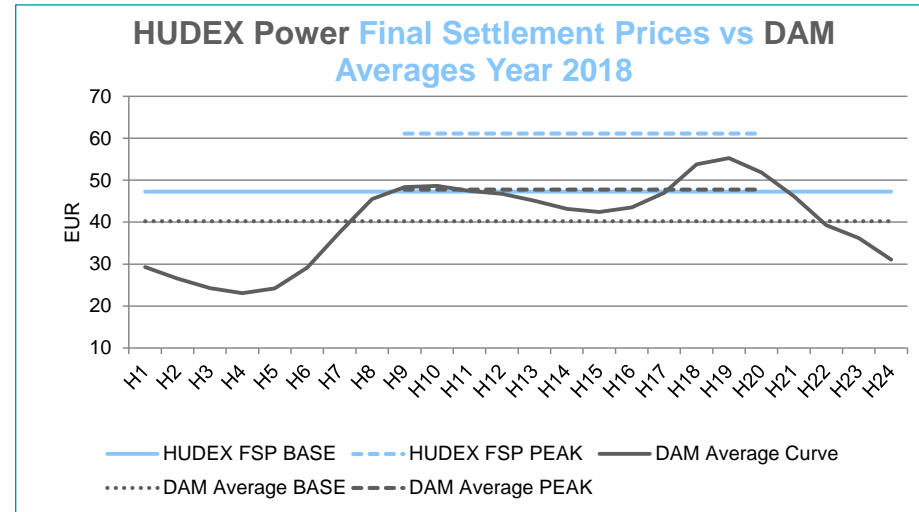
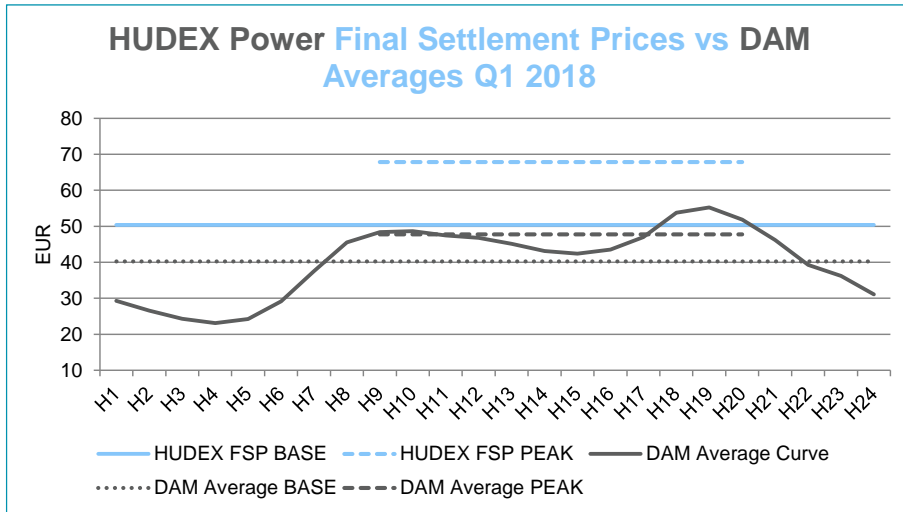
## Average Price Difference and Final Settlement Prices



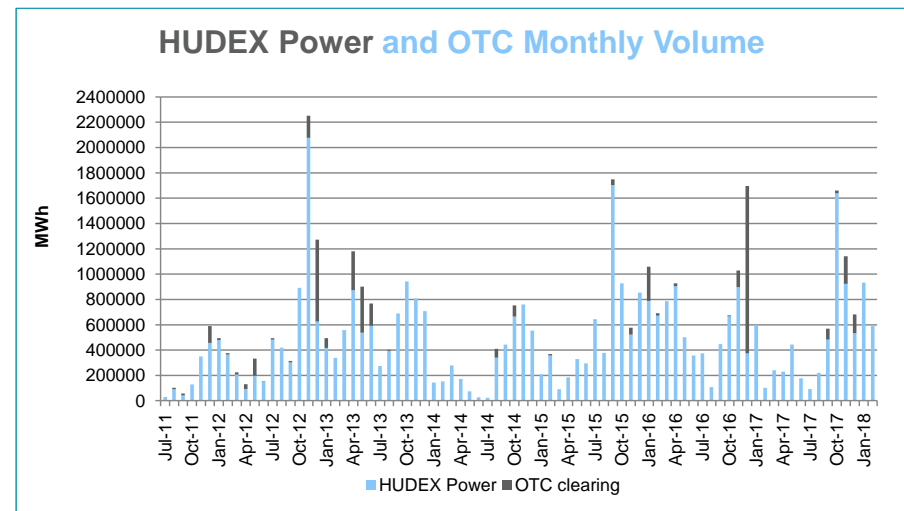
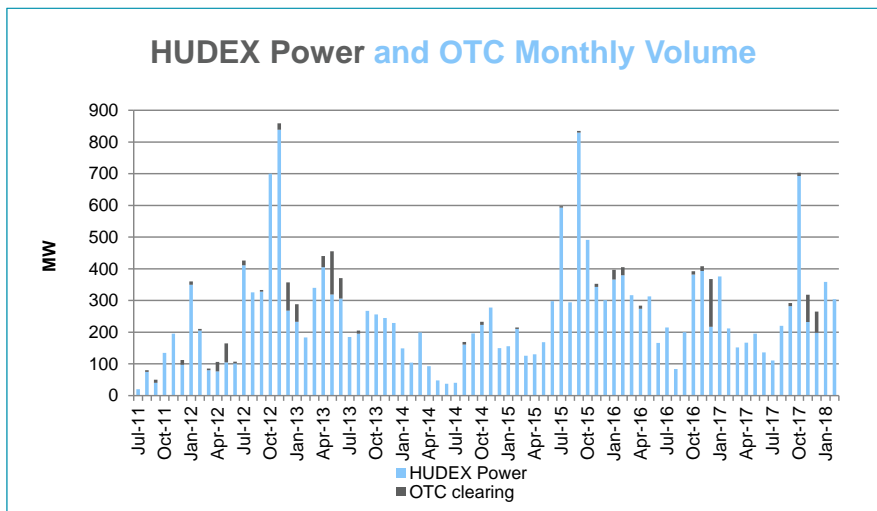
For information purposes only

HUDEX Market Operations

Trading Period: 02/2018



Monthly and cumulated volumes since launch

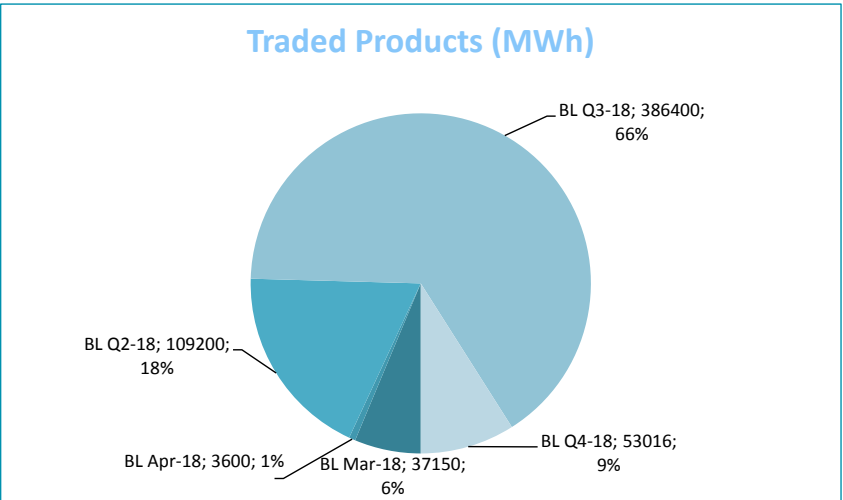
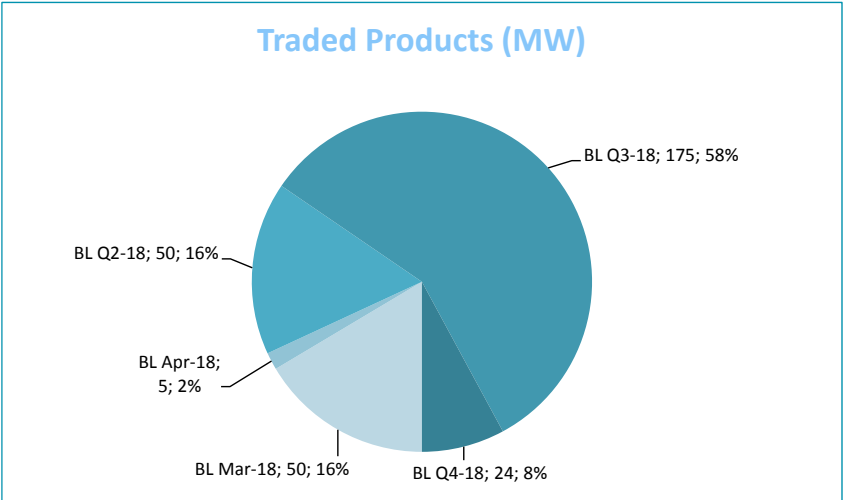
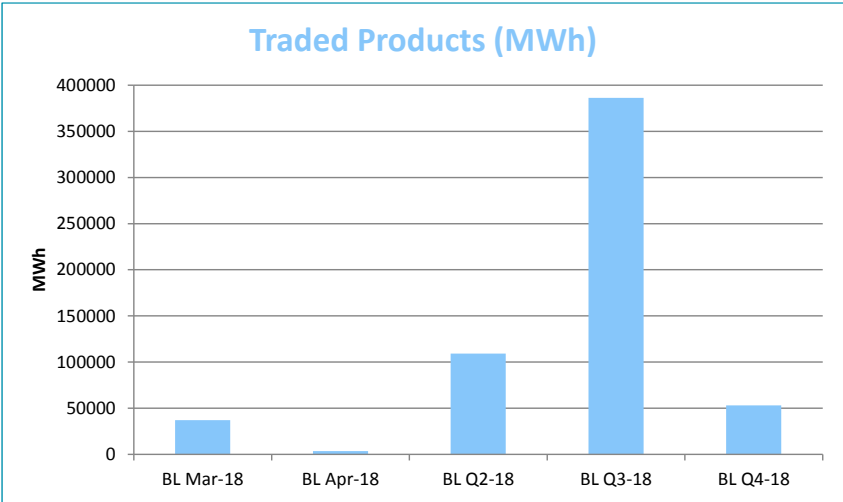
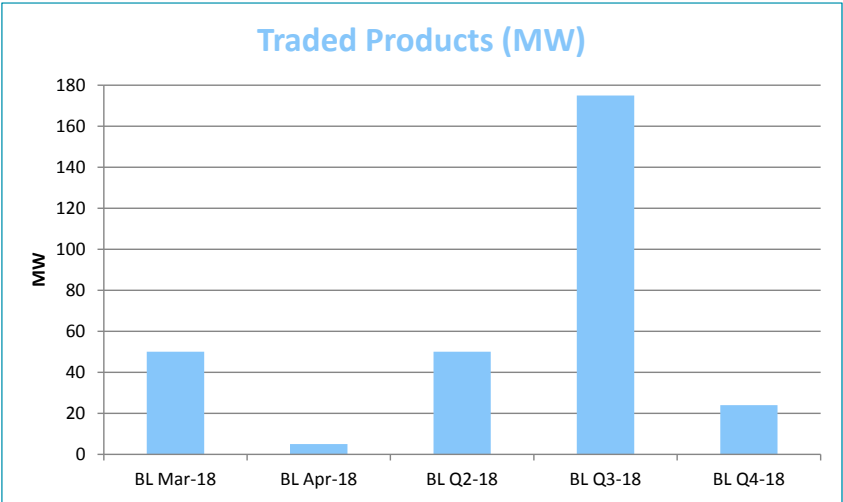


For information purposes only

HUDEX Market Operations

Trading Period: 02/2018

Traded Products in February



For information purposes only

HUDEX Market Operations

Trading Period: 02/2018