

Monthly Report (April 2018)

In April the total and average daily traded volume was 127 570 MWh and 6 714,2 MWh respectively. The number of admitted members was 18 in the examined month.



Admitted Members

- | | | |
|---------------------------|--------------------------------------|--------------------------------|
| →Alpiq Energy SE | →Freepoint Commodities Europe LLP | →Mátrai Erőmű Zrt. |
| →BC-Energiakereskedő Kft. | →GEN-I d.o.o. | →MAVIR ZRt. |
| →CEZ, a.s. | →HEP d.d. | →MET Austria Energy Trade GmbH |
| →EDF Trading Limited | →Holding Slovenske Elektrarne d.o.o. | →MVM Partner Zrt. |
| →EDS International SK | →LE Trading a.s. | →RWE Supply &Trading GmbH |
| →Enel Trade S.p.A. | →Magyar Áramszolgáltató Kft. | →Sinergy Energiakereskedő Kft. |

Partners

- Tradition Financial Services Ltd. (broker)
- 42 Financial Services, a.s. (broker)
- ARRACO Global Markets Ltd. (broker)

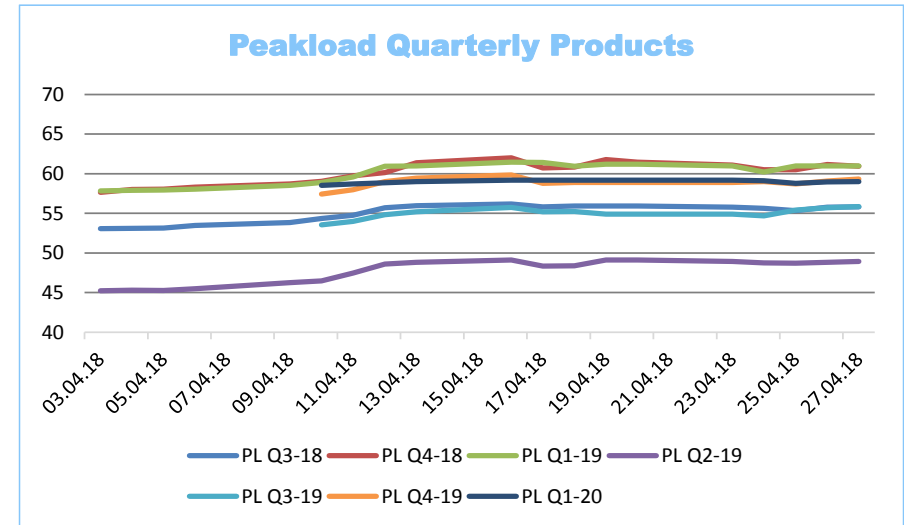
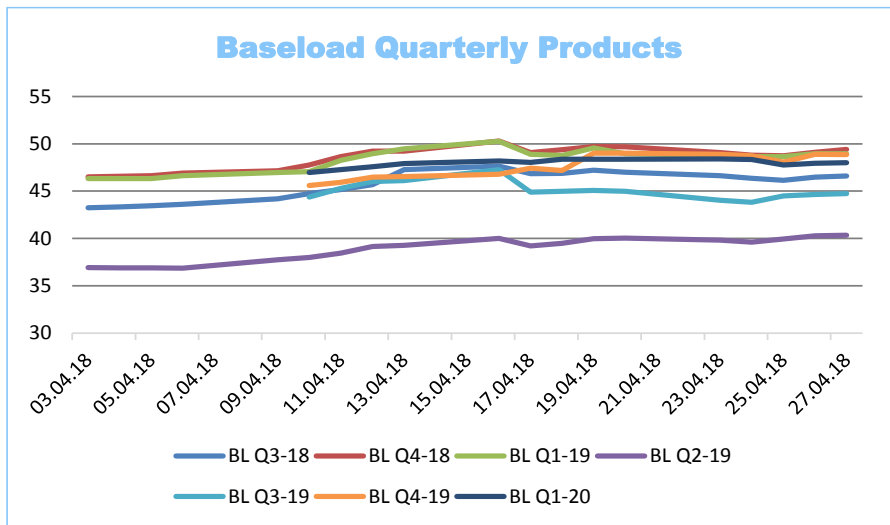
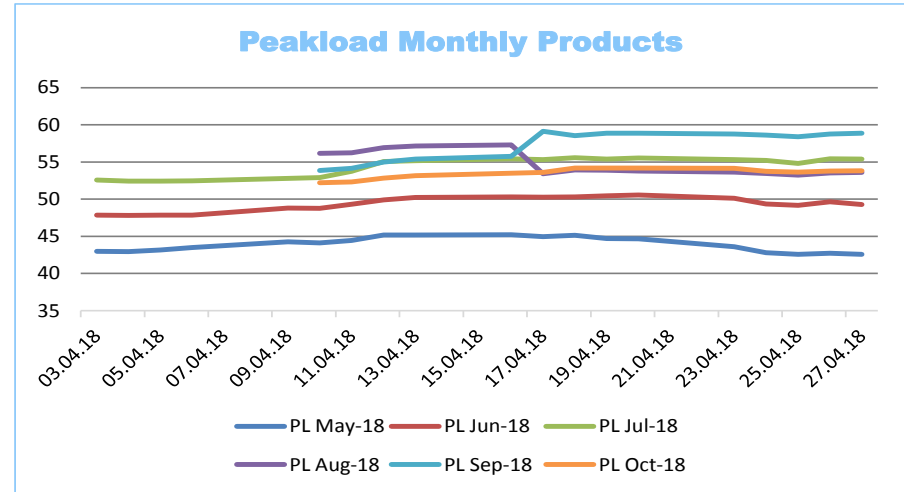
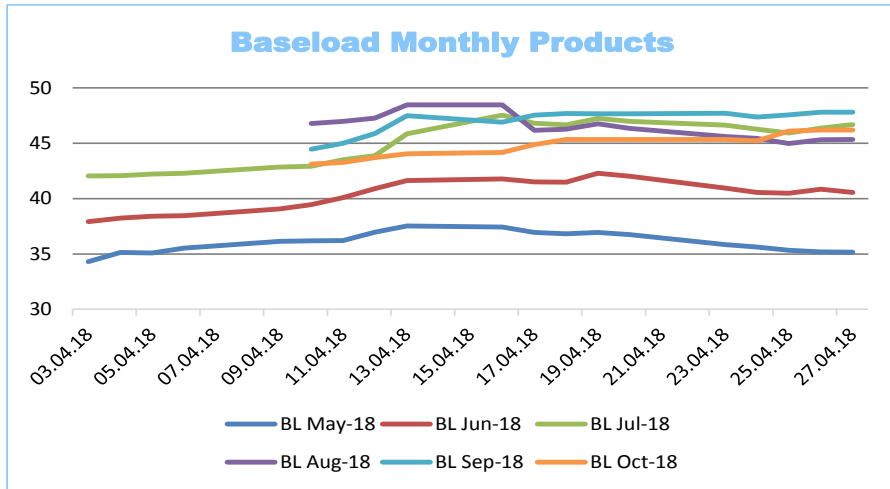
Instruments	BASE_avg	Low	High	PEAK_avg	Low	High
WK-15	34,84	34,59	35,14			
WK-16	36,42	36,11	36,74			
WK-17	36,04	33,50	37,19			
WK-18	33,47	31,16	34,99			
WK-19	35,20	33,00	36,65			
WK-20	36,91	36,02	37,09			
WK-21	36,01	35,68	36,94			
WK-22	36,00	36,00	36,00			
May-18	36,06	34,31	37,53	43,93	42,57	45,21
Jun-18	40,35	37,93	42,28	49,36	47,81	50,55
Jul-18	44,99	42,04	47,54	54,37	52,43	55,58
Aug-18	46,44	44,97	48,47	54,73	53,23	57,31
Sep-18	47,04	44,47	47,80	57,36	53,85	59,15
Oct-18	44,88	43,11	46,20	53,52	52,20	54,17
Q3-18	45,71	43,24	47,64	55,03	53,07	56,20
Q4-18	48,52	46,52	50,30	60,10	57,64	62,00
Q1-19	48,25	46,32	50,25	60,06	57,85	61,46
Q2-19	38,89	36,87	40,33	47,75	45,25	49,13
Q3-19	45,05	43,81	47,27	55,01	53,53	55,86
Q4-19	47,67	45,58	49,00	58,87	57,42	59,83
Q1-20	47,97	46,96	48,40	59,01	58,54	59,20
YR-19	44,62	42,49	46,07	55,24	53,52	56,53
YR-20	43,96	41,96	45,32	54,29	52,72	55,33
YR-21	43,73	41,77	45,20	54,28	52,65	55,36
YR-22	44,71	42,65	45,70	54,97	53,20	55,80
YR-23	44,41	42,65	45,23	54,85	53,20	56,00
YR-24	43,96	42,65	44,62	54,48	53,20	55,01
Final Settlement Price of Expired Products						
Instruments	BASE			PEAK		
Wk13-18	34,97			-		
Wk14-18	29,14			-		
Wk15-18	34,11			-		
Wk16-18	37,00			-		
Wk17-18	31,02			-		
Apr-18	31,92			37,69		

For information purposes only

HUDEX Market Operations

Trading Period: 04/2018

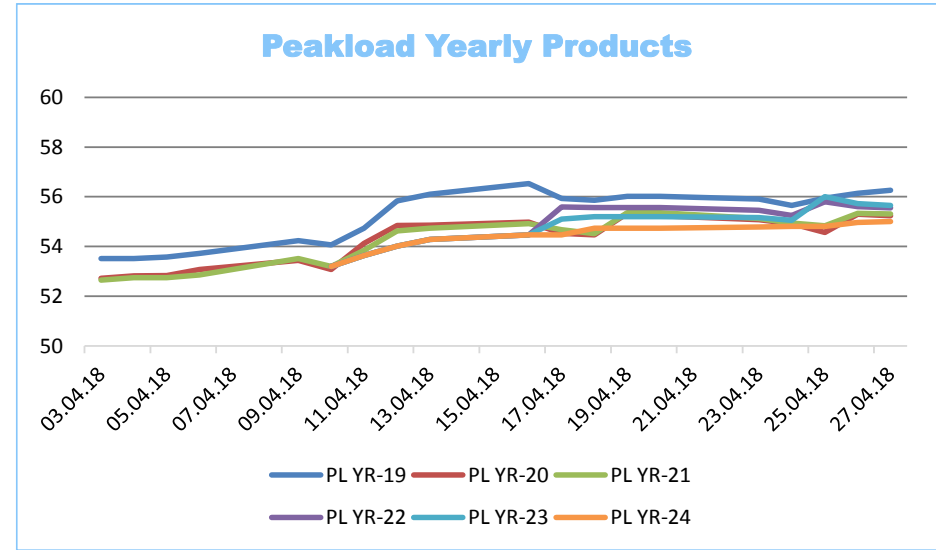
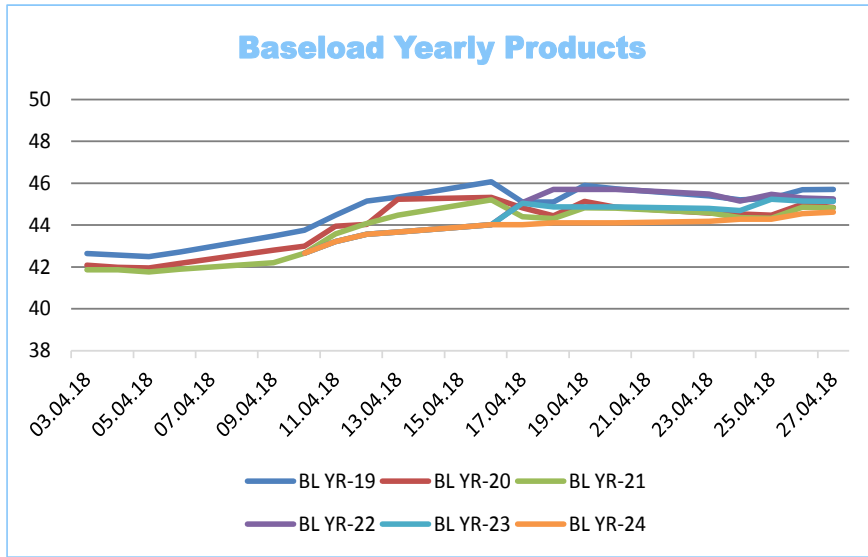
Settlement Prices



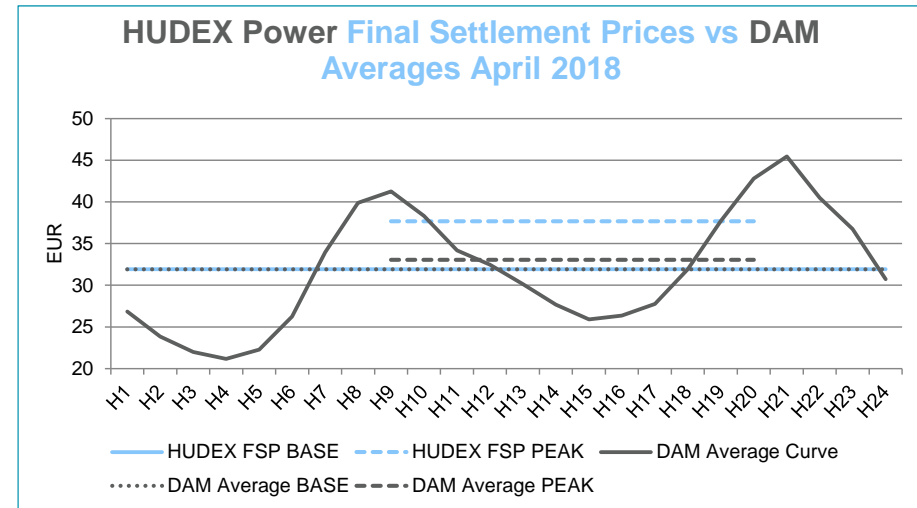
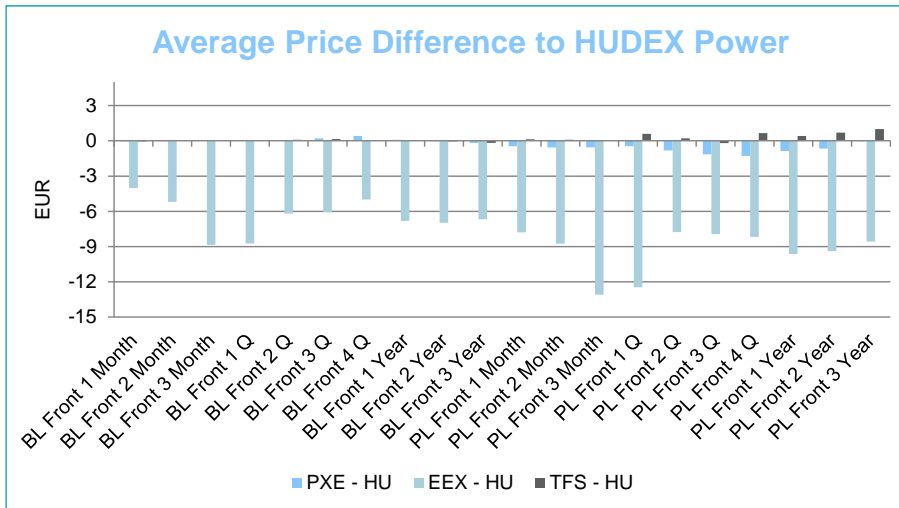
For information purposes only

HUDEX Market Operations

Trading Period: 04/2018



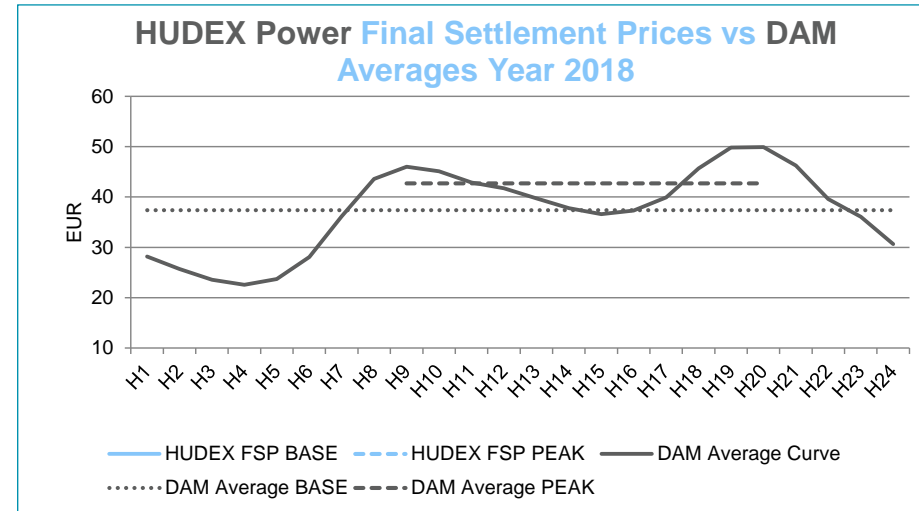
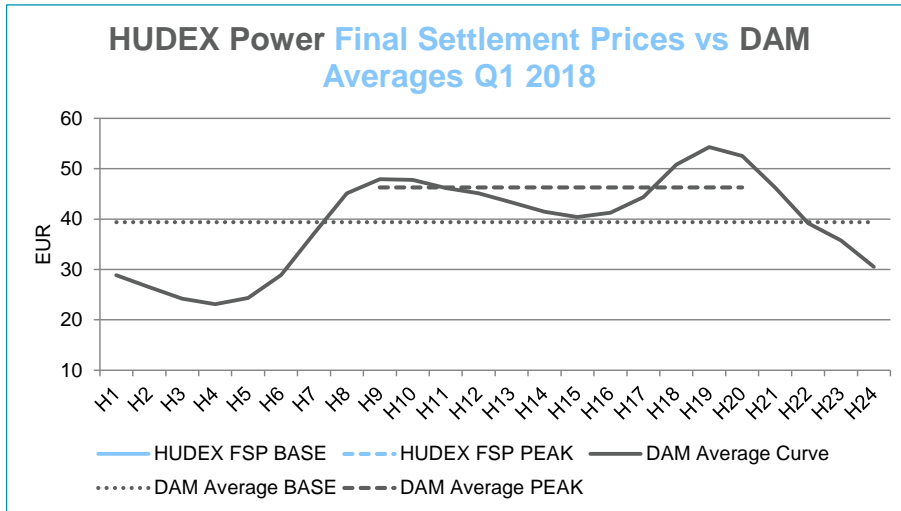
Average Price Difference and Final Settlement Prices



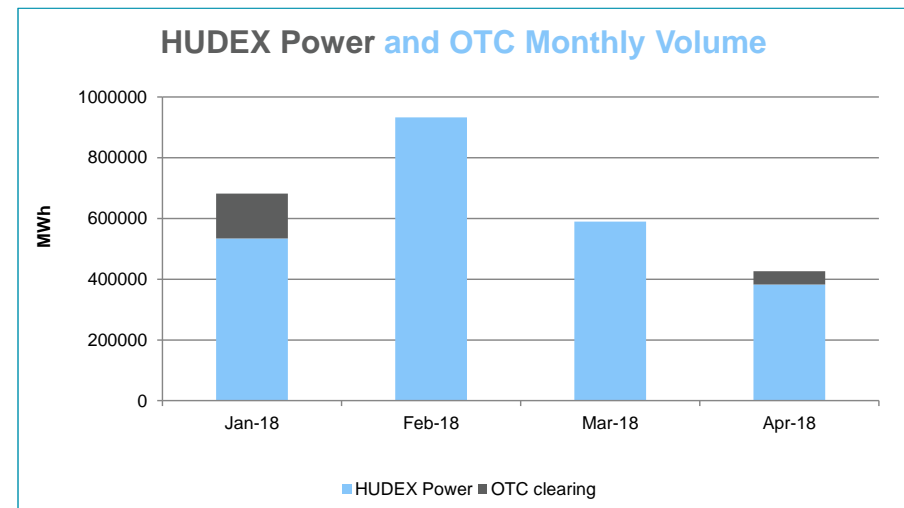
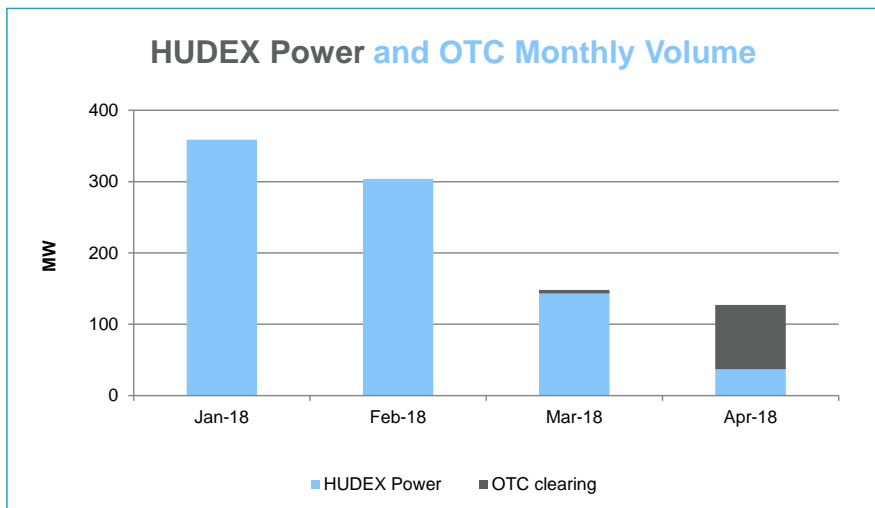
For information purposes only

HUDEX Market Operations

Trading Period: 04/2018



Monthly volumes since 01.01.2018



Traded Products in April

