

Monthly Report (July 2021)

In July the total and average daily traded volume was 148 101 MWh and 6 732 MWh respectively. The volume of the registered OTC deals was 1 079 408 MWh. The number of admitted members was 23 in the examined month.



## Admitted Members

- |                           |                                      |                                     |
|---------------------------|--------------------------------------|-------------------------------------|
| →Alpiq Energy SE          | →EP Commodities a.s.                 | →MET Austria Energy Trade GmbH      |
| →BC-Energiakereskedő Kft. | →Freepoint Commodities Europe LLP    | →MOL Magyar Olaj- és Gázipari Nyrt. |
| →CEZ, a.s.                | →GEN-I d.o.o.                        | →MVM Partner Zrt.                   |
| →Danske Commodities A/S   | →HEP d.d.                            | →OMV Marketing and Trading GmbH     |
| →EDF Trading Limited      | →Holding Slovenske Elektrarne d.o.o. | →RWE Supply & Trading GmbH          |
| →EDS International SK     | →LE Trading a.s.                     | →Sinergy Energiakereskedő Kft.      |
| →Enel Trade S.p.A.        | →Magyar Áramszolgáltató Kft.         | →Uniper Global Commodities SE       |
| →Energy Financing Team    | →MAVIR ZRt.                          |                                     |

## Partners

- 42 Financial Services, a.s. (broker)
- ARRACO Global Markets Ltd. (broker)
- Griffin Markets Limited (broker)
- ICAP Energy AS (broker)
- Tradition Financial Services Ltd. (broker)

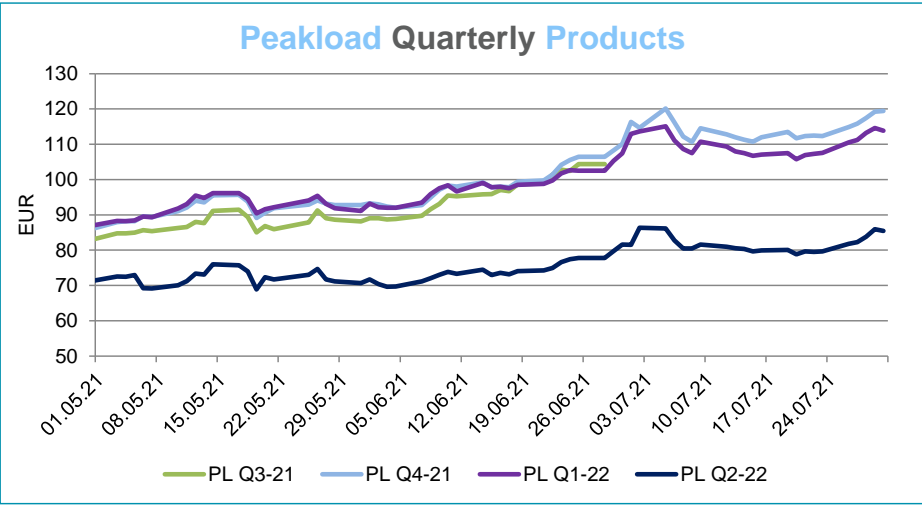
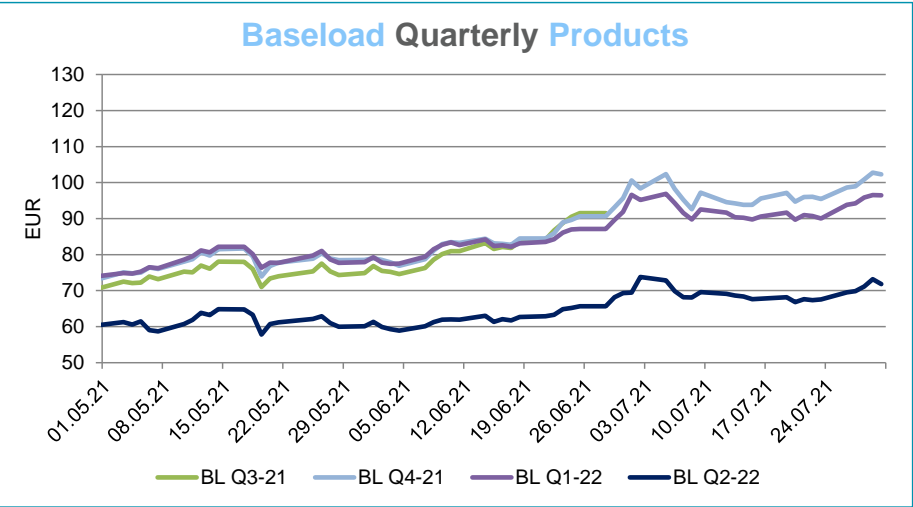
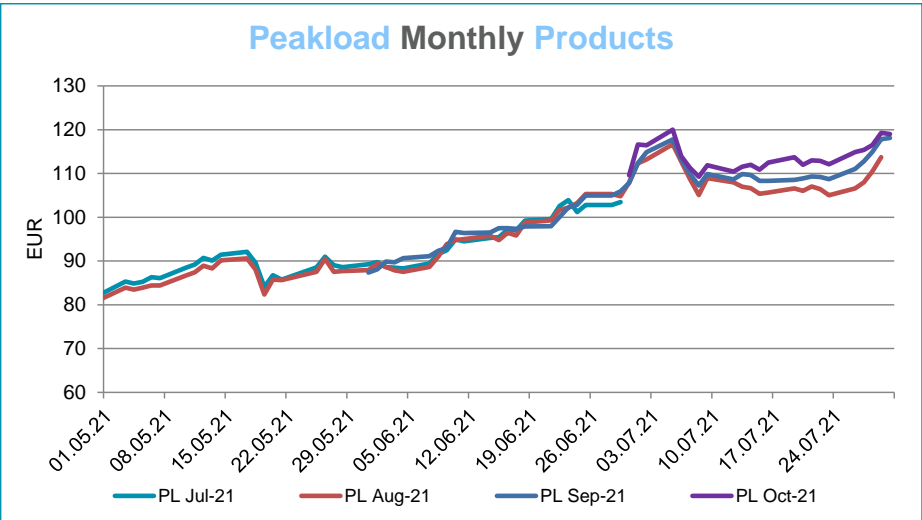
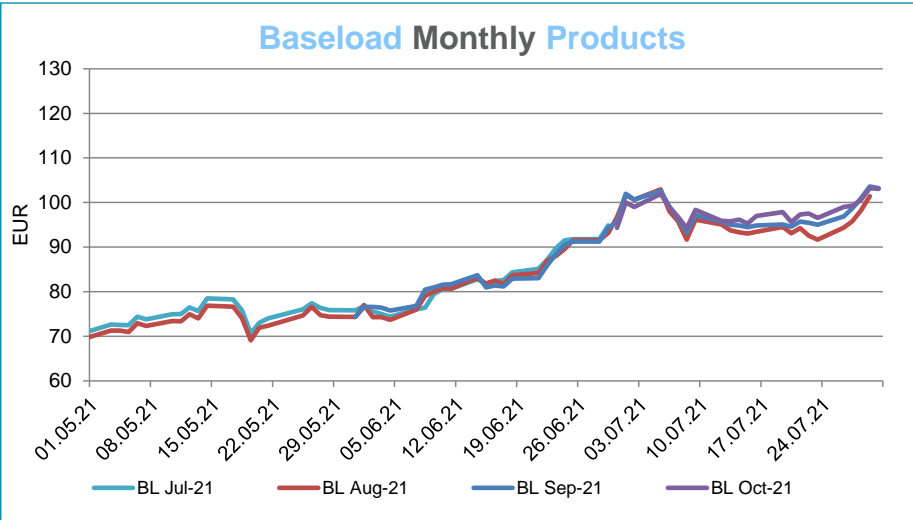
Instruments	BASE_avg	Low	High	PEAK_avg	Low	High
WK-27	107,67	107,67	107,67			
WK-28	100,33	90,81	106,72			
WK-29	95,17	84,99	101,42			
WK-30	94,82	89,84	101,43			
WK-31	95,68	89,98	103,87			
WK-32	94,47	89,96	99,62			
WK-33	93,57	92,19	102,24			
WK-34	93,46	91,36	94,51			
Aug-21	95,79	91,68	102,96	108,57	105,01	116,64
Sep-21	97,52	93,24	103,62	111,33	107,23	118,10
Oct-21	98,16	94,27	103,21	113,87	109,23	119,99
Q4-21	97,25	92,59	102,76	114,22	110,69	120,13
Q1-22	92,71	89,70	96,90	109,85	105,77	115,07
Q2-22	69,37	66,83	73,75	81,71	78,83	86,35
Q3-22	74,34	71,71	77,83	87,88	85,12	93,12
YR-22	77,62	75,51	81,14	91,70	89,45	95,39
YR-23	67,07	65,55	69,06	79,27	77,85	81,31
YR-24	63,55	62,42	65,12	75,20	74,01	76,90
<b>Final Settlement Price of Expired Products</b>						
Instruments	BASE			PEAK		
Wk26-21	96,58			-		
Wk27-21	92,90			-		
Wk28-21	97,22			-		
Wk29-21	86,19			-		
Jul-21	95,15			109,62		

For information purposes only

HUDEX Market Operations

Trading Period: 07/2021

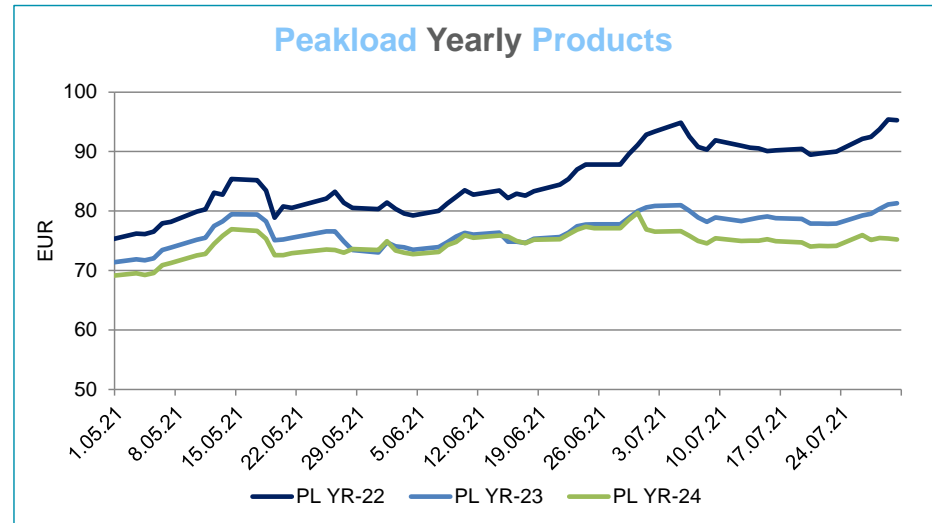
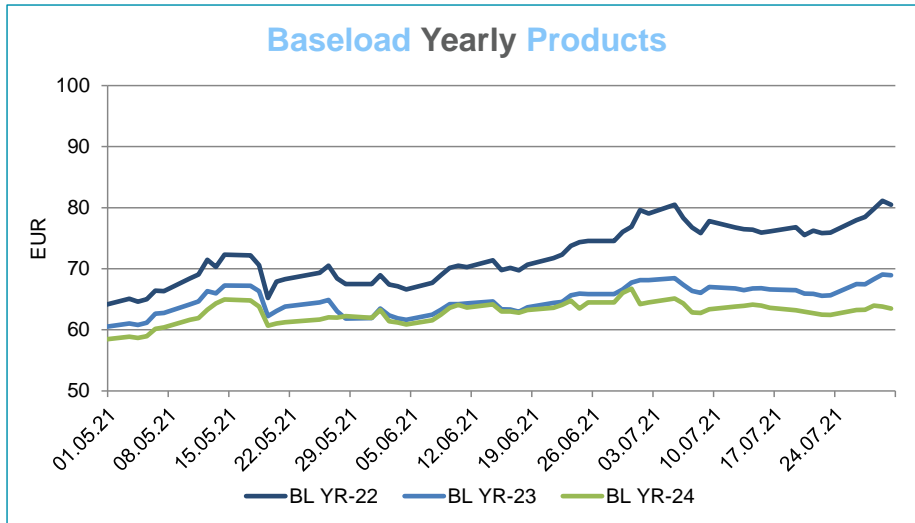
Settlement Prices



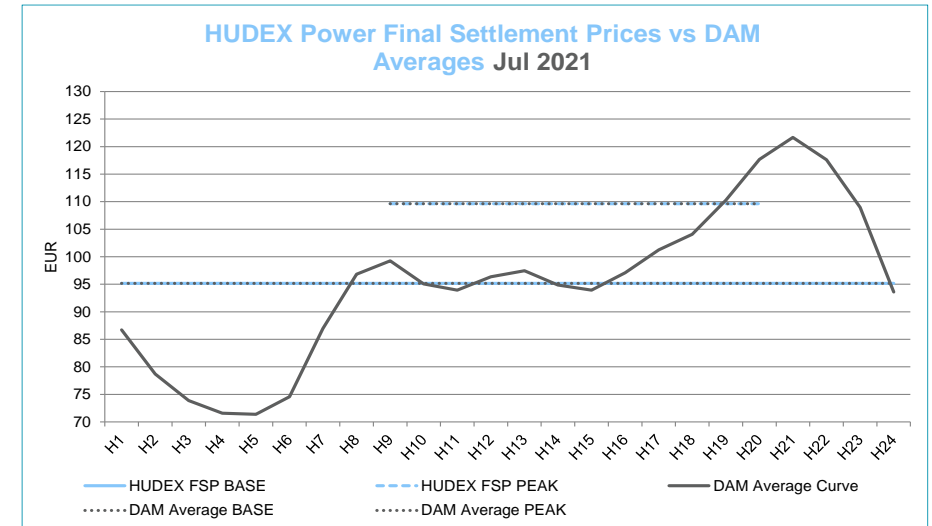
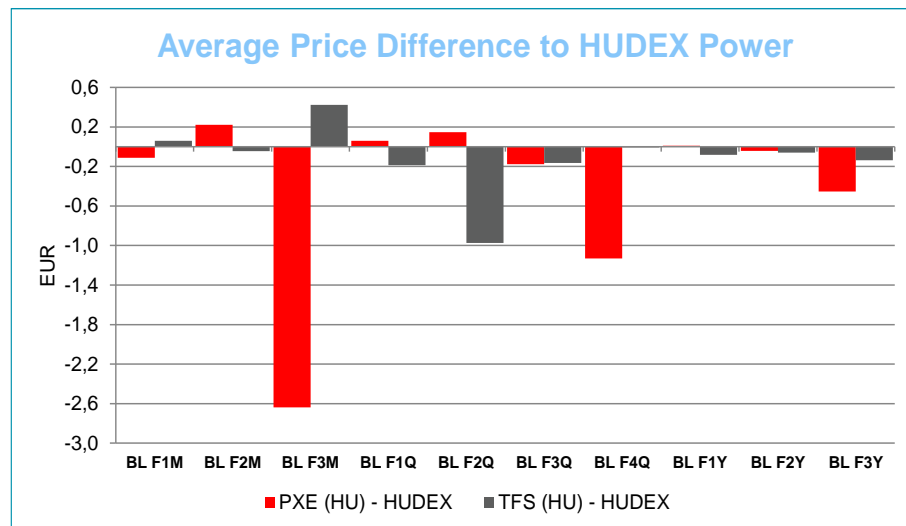
For information purposes only

HUDEX Market Operations

Trading Period: 07/2021



## Average Price Difference and Final Settlement Prices

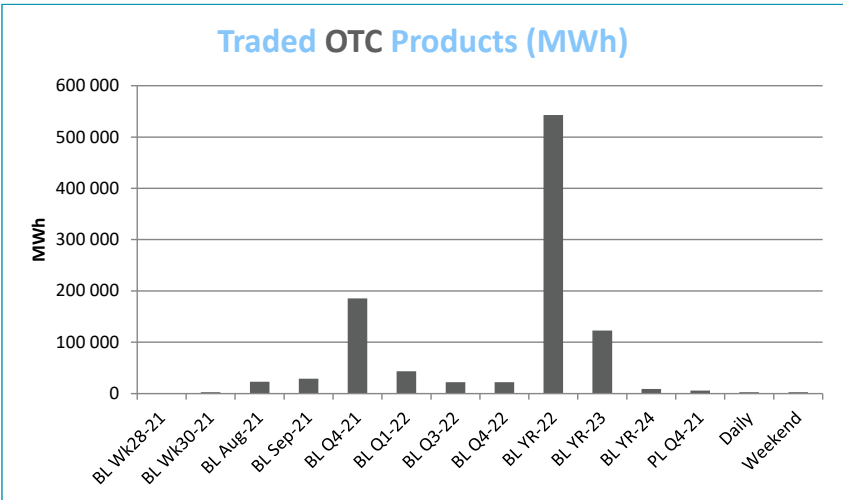
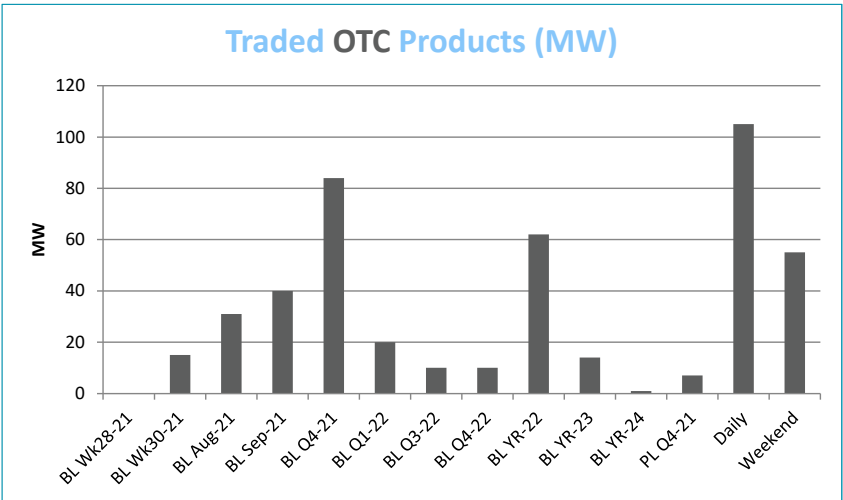
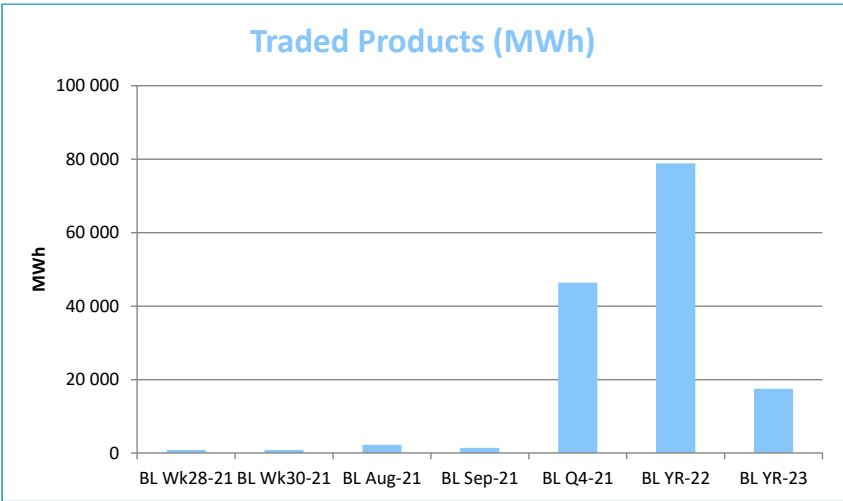
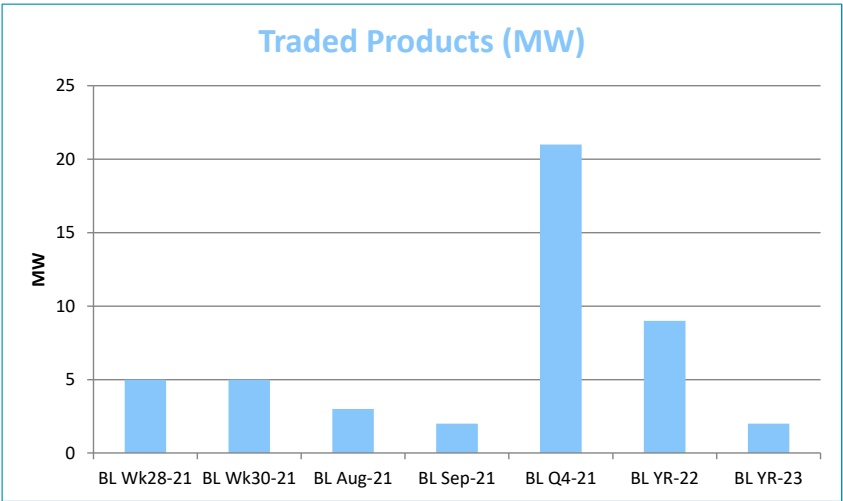


For information purposes only

HUDEX Market Operations

Trading Period: 07/2021

Traded Products in July



Monthly volumes

