

Monthly Report (October 2019)

In October the total and average daily traded volume was 123 998 MWh and 5 636 MWh respectively. The number of admitted members was 24 in the examined month.

**Admitted Members**

- Alpiq Energy SE
- BC-Energiakereskedő Kft.
- CEZ, a.s.
- CHP ERŐMŰ Kft.
- Danske Commodities A/S
- EDF Trading Limited
- EDS International SK
- Enel Trade S.p.A.

- EP Commodities a.s.
- Freepoint Commodities Europe LLP
- GEN-I d.o.o.
- HEP d.d.
- Holding Slovenske Elektrarne d.o.o.
- LE Trading a.s.
- Magyar Áramszolgáltató Kft.
- Mátrai Erőmű Zrt.

- MAVIR Zrt.
- MET Austria Energy Trade GmbH
- MOL Magyar Olaj- és Gázipari Nyrt.
- MVM Partner Zrt.
- OMV Marketing and Trading GmbH
- RWE Supply &Trading GmbH
- Sinergy Energiakereskedő Kft.
- Watt & Volt SA

**Partners**

- Tradition Financial Services Ltd. (broker)
- 42 Financial Services, a.s. (broker)
- ARRACO Global Markets Ltd. (broker)

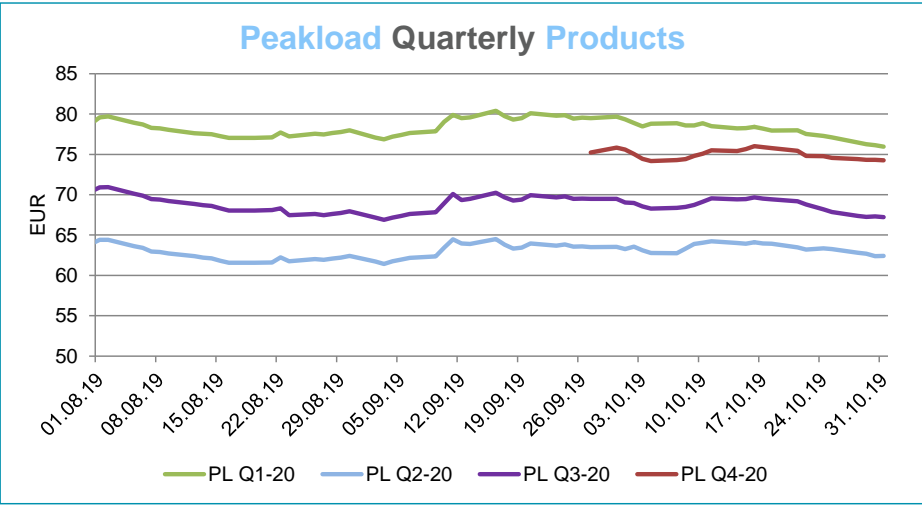
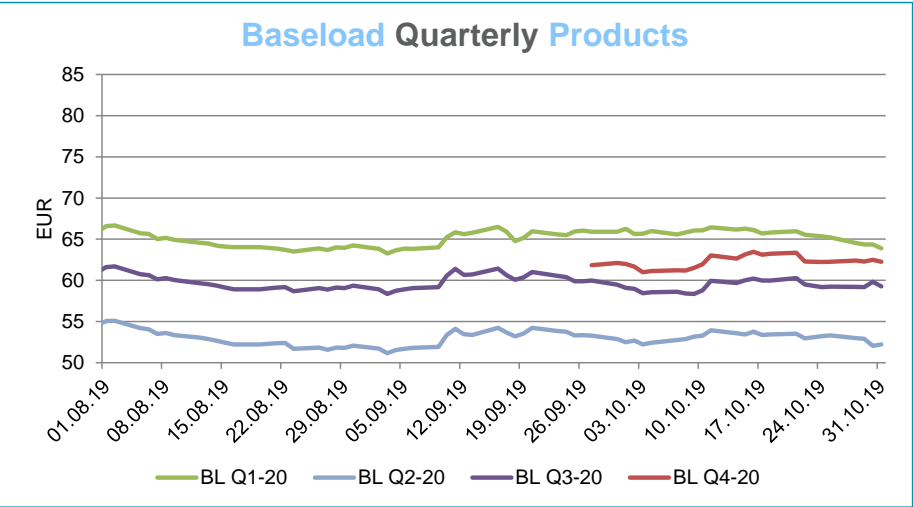
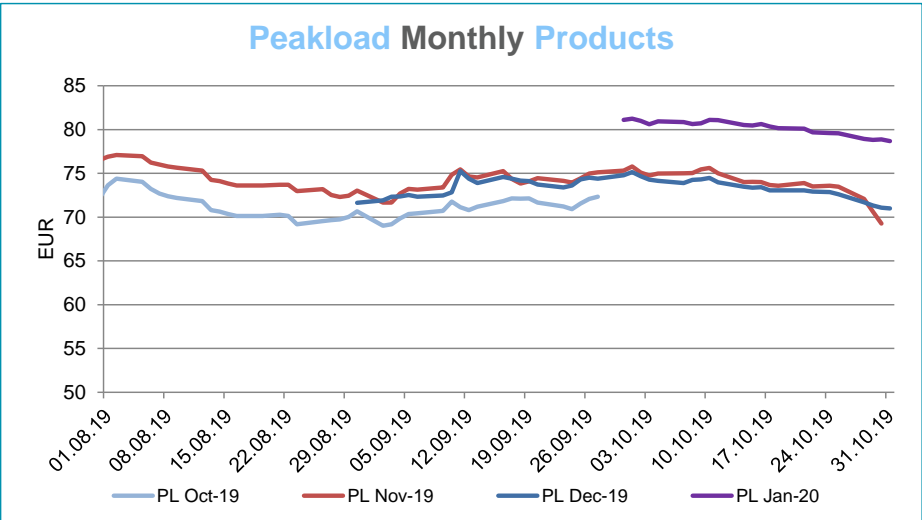
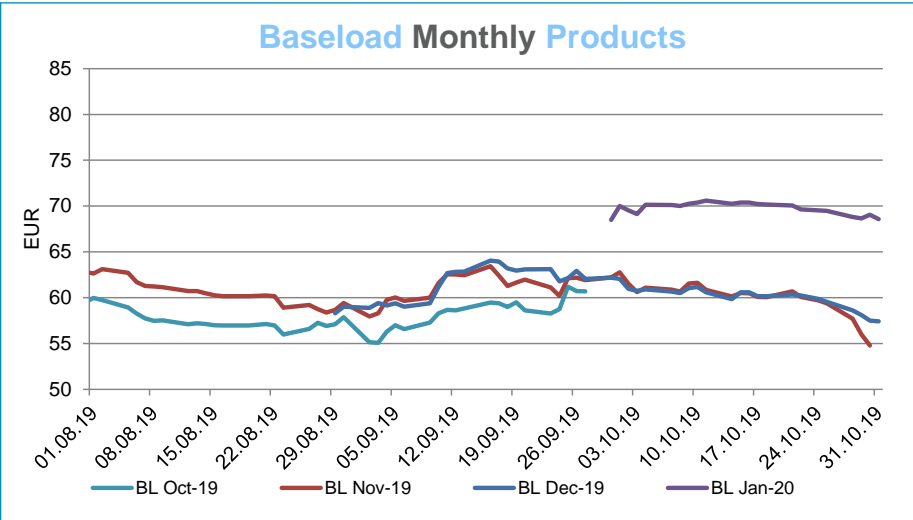
Instruments	BASE_avg	Low	High	PEAK_avg	Low	High
WK-41	59,56	59,19	59,87			
WK-42	61,18	60,28	62,12			
WK-43	59,79	56,66	61,78			
WK-44	57,96	53,97	61,86			
WK-45	57,99	49,64	61,00			
WK-46	58,66	54,31	60,71			
WK-47	59,53	57,74	60,35			
WK-48	59,09	59,09	59,09			
Nov-19	60,06	54,79	62,76	73,92	69,26	75,79
Dec-19	60,07	57,42	62,06	73,27	70,99	75,15
Jan-20	69,79	68,58	70,60	80,21	78,67	81,25
Q1-20	65,58	63,89	66,42	77,93	75,95	79,33
Q2-20	53,02	52,04	53,92	63,38	62,37	64,22
Q3-20	59,30	58,34	60,27	68,63	67,23	69,68
Q4-20	62,27	60,99	63,46	74,95	74,18	76,01
YR-20	60,05	59,32	60,89	71,23	69,97	72,06
YR-21	57,47	56,39	58,40	68,75	67,54	69,72
YR-22	55,80	54,97	56,48	66,27	65,56	66,92
<b>Final Settlement Price of Expired Products</b>						
Instruments	BASE			PEAK		
Wk40-19	59,21			-		
Wk41-19	56,79			-		
Wk42-19	59,37			-		
Wk43-19	61,32			-		
Oct-19	56,96			69,91		

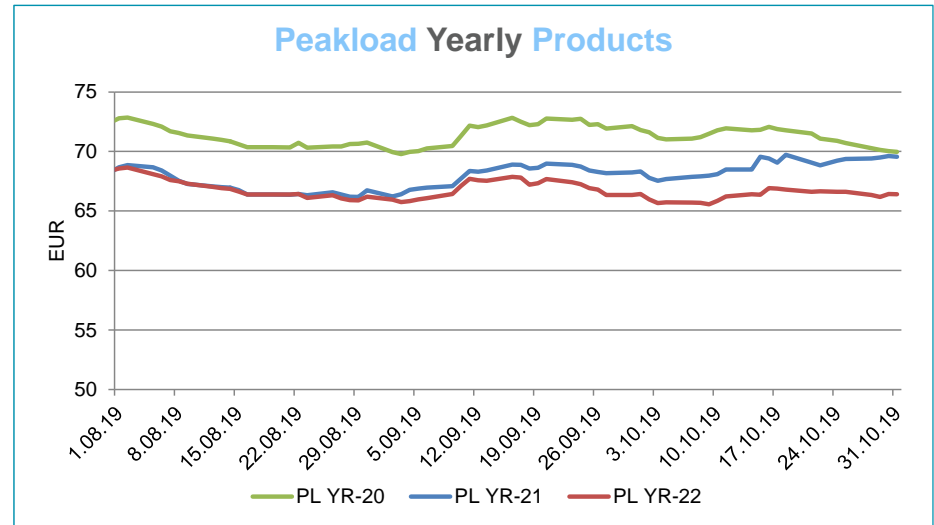
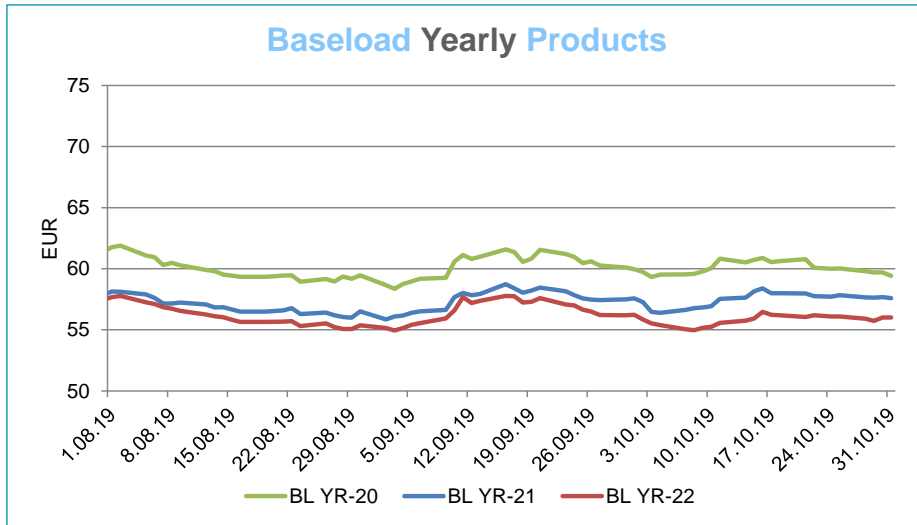
For information purposes only

HUDEX Market Operations

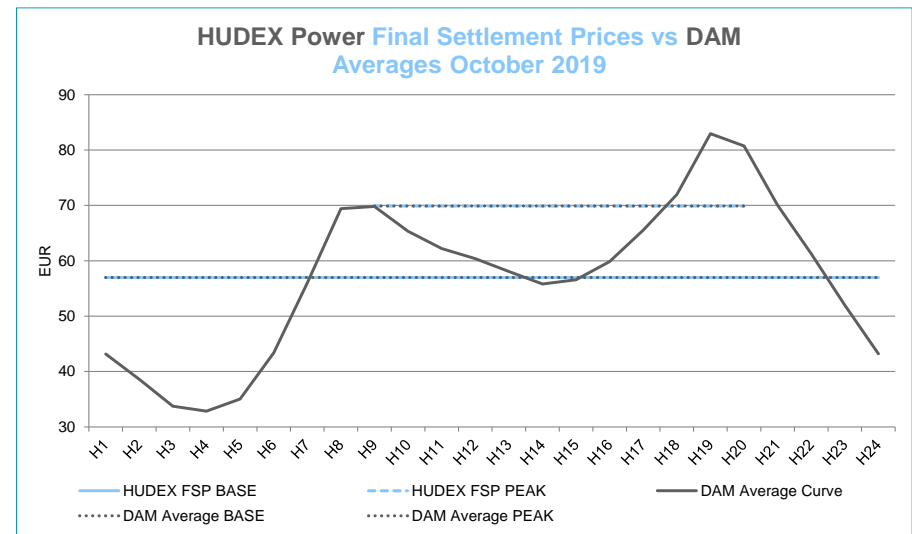
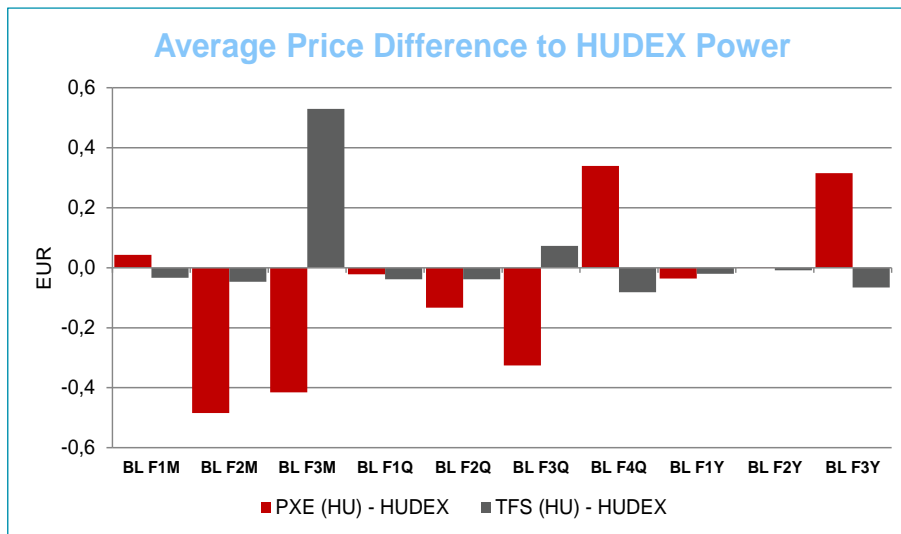
Trading Period: 10/2019

Settlement Prices





## Average Price Difference and Final Settlement Prices

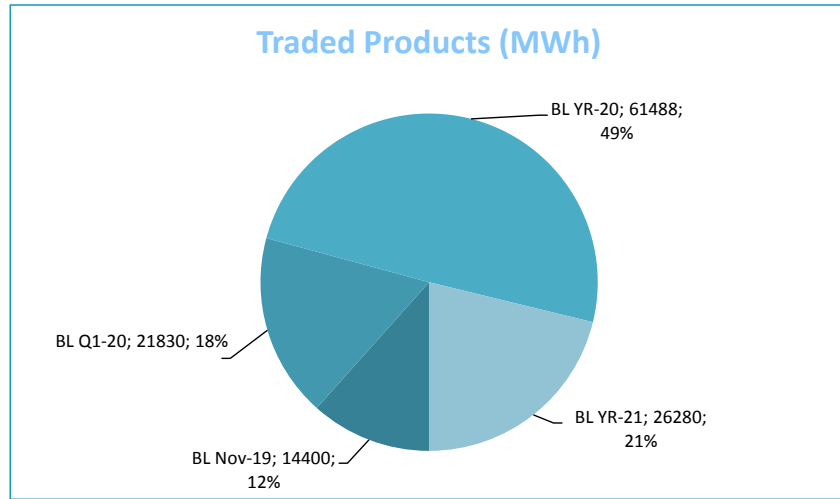
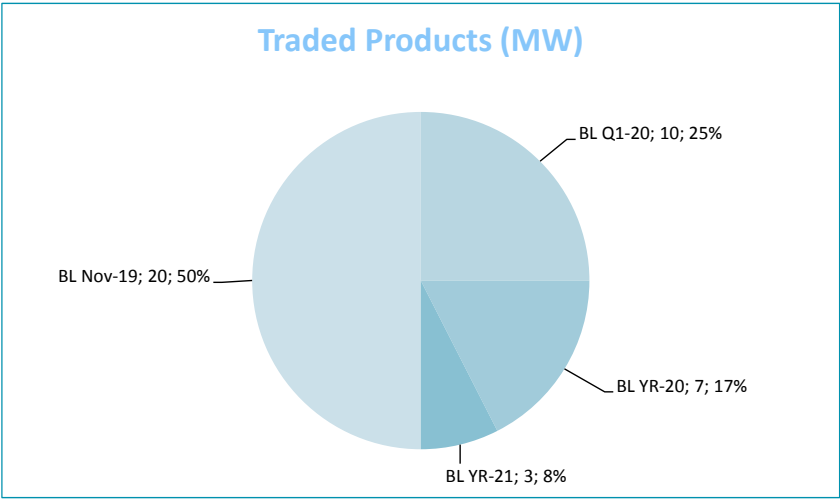
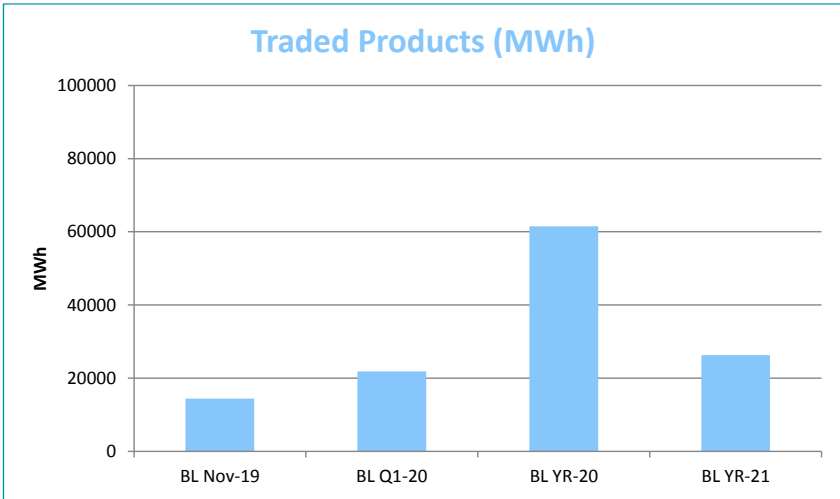
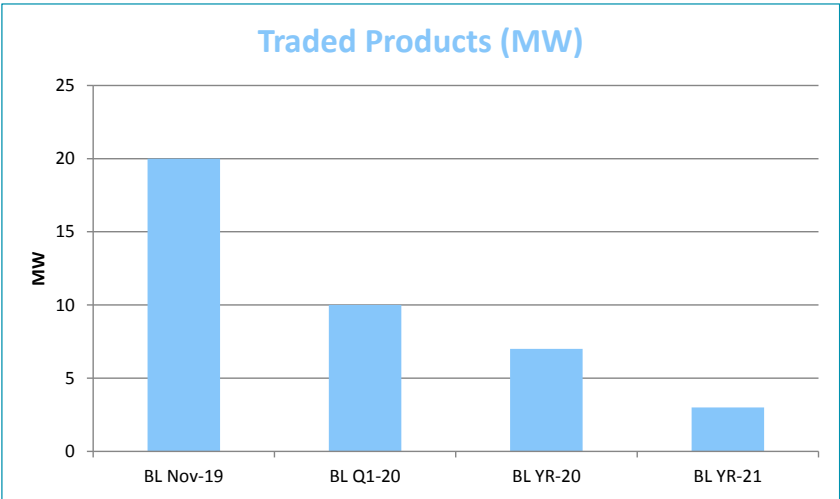


For information purposes only

HUDEX Market Operations

Trading Period: 10/2019

Traded Products in October



Monthly volumes

