

Monthly Report (June 2019)

In June the total and average daily traded volume was 230 467 MWh and 12 130 MWh respectively. The number of admitted members was 23 in the examined month.



Admitted Members

- Alpiq Energy SE
- BC-Energiakereskedő Kft.
- CEZ, a.s.
- CHP ERŐMŰ Kft.
- Danske Commodities A/S
- EDF Trading Limited
- EDS International SK

Partners

- Tradition Financial Services Ltd. (broker)
- 42 Financial Services, a.s. (broker)
- ARRACO Global Markets Ltd. (broker)

- Enel Trade S.p.A.
- EP Commodities a.s.
- Freepoint Commodities Europe LLP
- GEN-I d.o.o.
- HEP d.d.
- Holding Slovenske Elektrarne d.o.o.
- LE Trading a.s.
- Magyar Áramszolgáltató Kft.

- Mátrai Erőmű Zrt.
- MAVIR Zrt.
- MET Austria Energy Trade GmbH
- MVM Partner Zrt.
- OMV Marketing and Trading GmbH
- RWE Supply & Trading GmbH
- Sinergy Energiakereskedő Kft.
- Watt & Volt SA

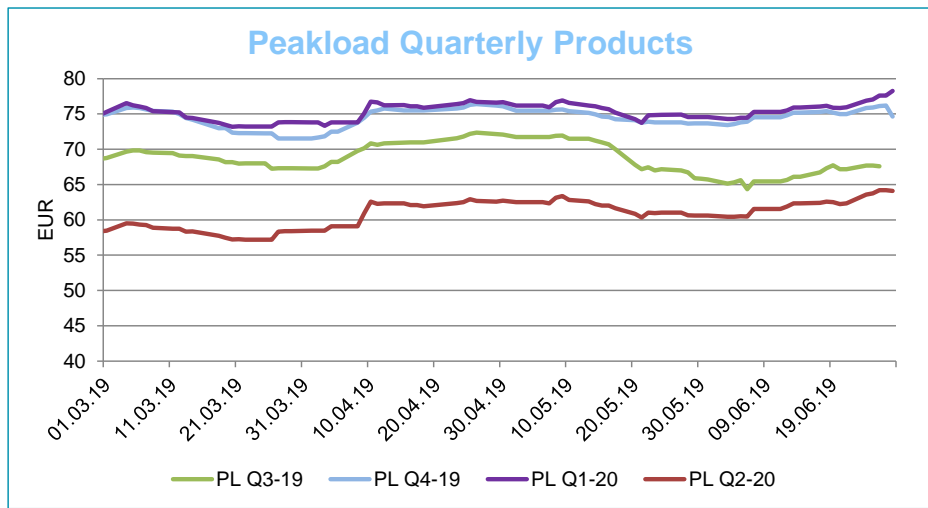
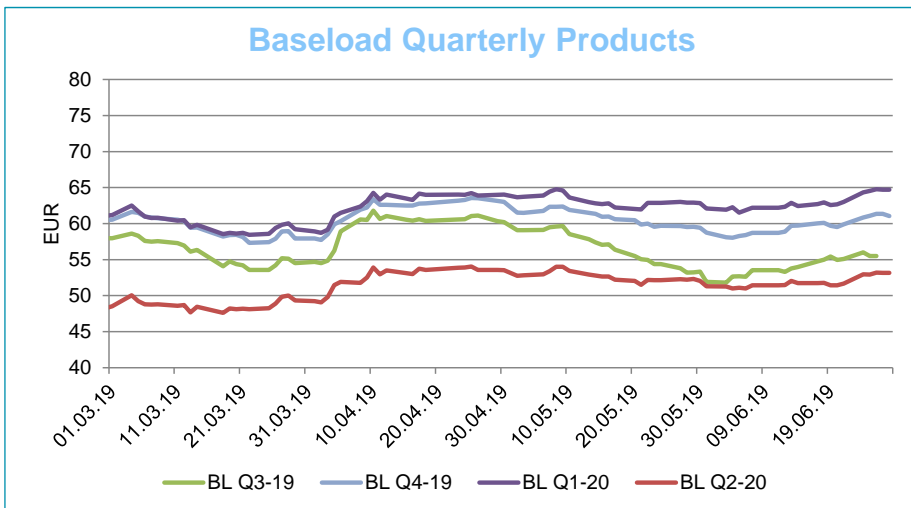
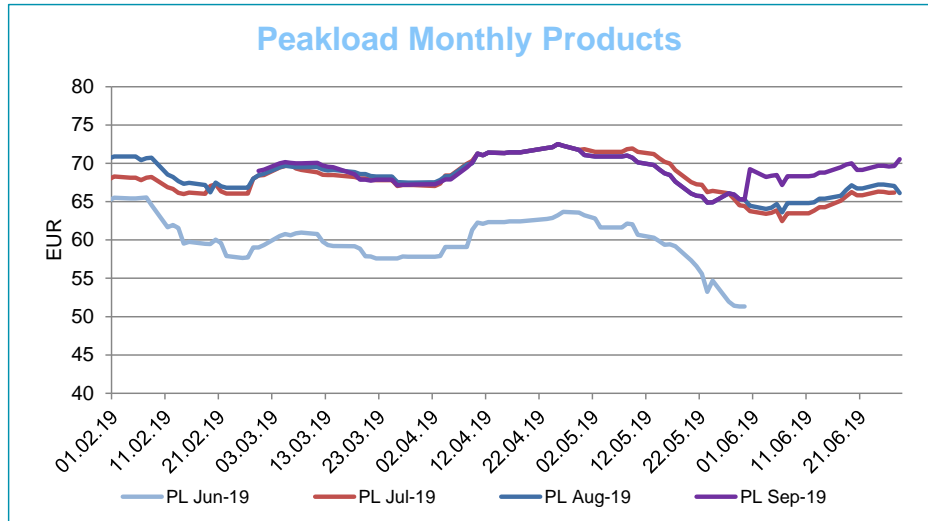
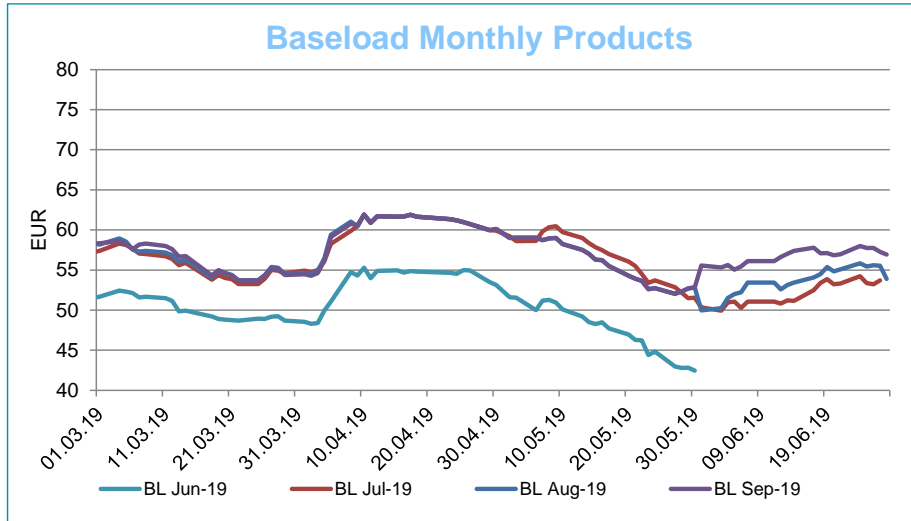
Instruments	BASE_avg	Low	High	PEAK_avg	Low	High
WK-24	38,01	37,47	38,66			
WK-25	43,60	42,69	45,01			
WK-26	47,44	44,48	50,85			
WK-27	46,64	39,00	53,03			
WK-28	49,73	39,25	53,84			
WK-29	52,48	45,67	54,02			
WK-30	53,41	51,41	53,98			
WK-31	53,65	53,65	53,65			
Jul-19	52,14	49,95	54,22	64,80	62,45	66,30
Aug-19	53,80	50,25	55,85	65,77	63,62	67,25
Sep-19	56,75	55,05	57,99	69,04	67,16	70,54
Q3-19	54,12	51,81	56,00	66,37	66,37	66,37
Q4-19	59,66	58,05	61,37	74,92	73,41	76,19
Q1-20	62,98	61,52	64,79	75,93	74,28	78,25
Q2-20	51,89	50,98	53,18	62,28	60,43	64,22
YR-20	58,14	56,70	60,01	69,60	68,32	71,54
YR-21	55,24	54,79	56,00	67,88	67,17	69,64
YR-22	55,04	54,51	55,98	67,72	67,12	69,73
Final Settlement Price of Expired Products						
Instruments	BASE			PEAK		
Wk22-19	36,67			-		
Wk23-19	36,73			-		
Wk24-19	40,16			-		
Wk25-19	45,10			-		
Jun-19	41,31			52,89		
Q3-19	55,51			67,58		

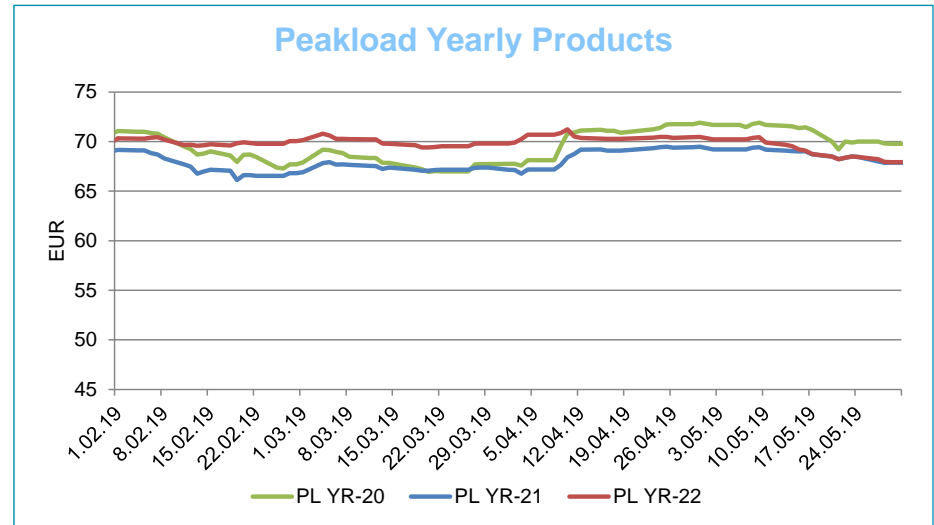
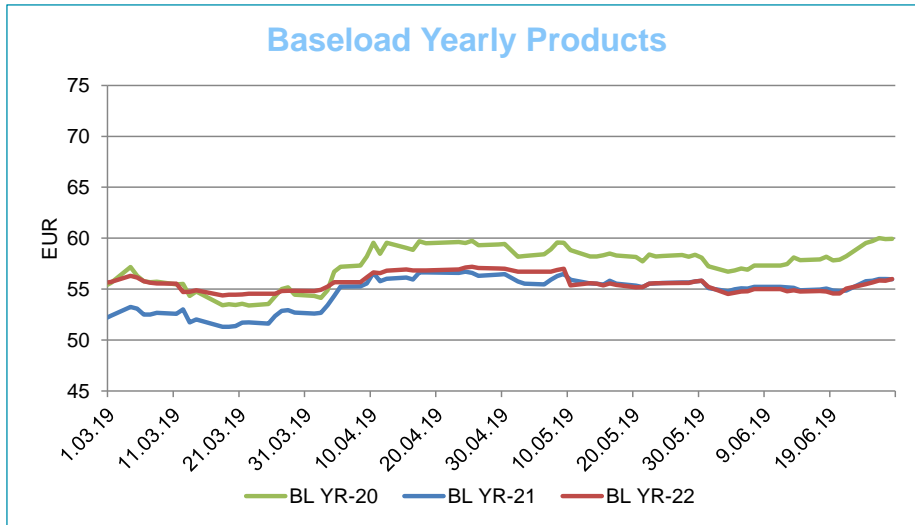
For information purposes only

HUDEX Market Operations

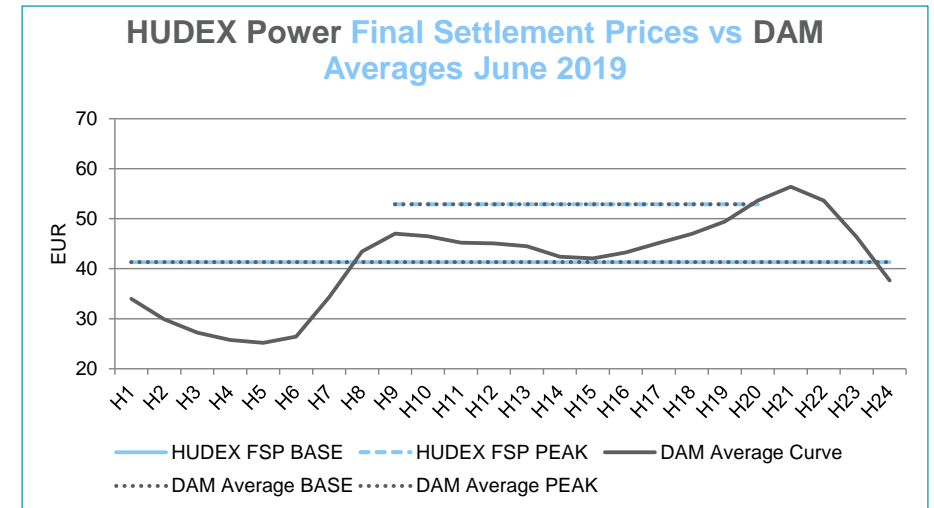
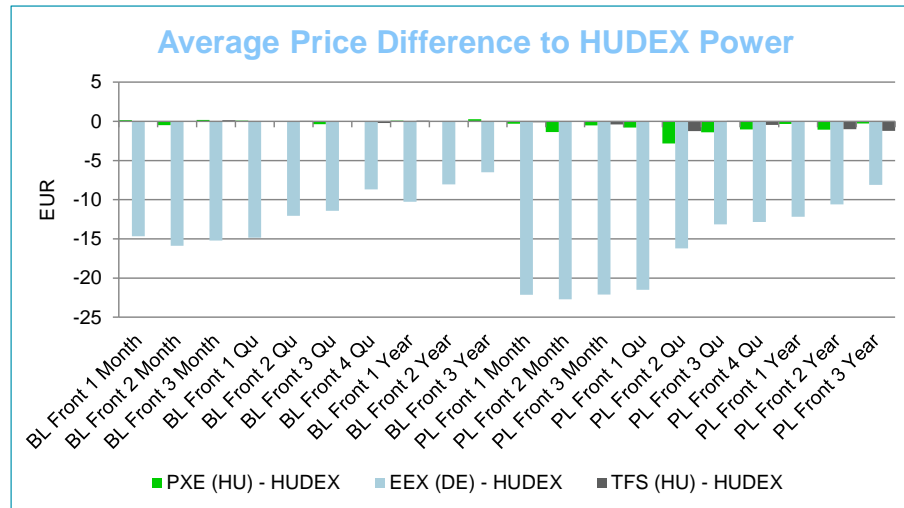
Trading Period: 06/2019

Settlement Prices





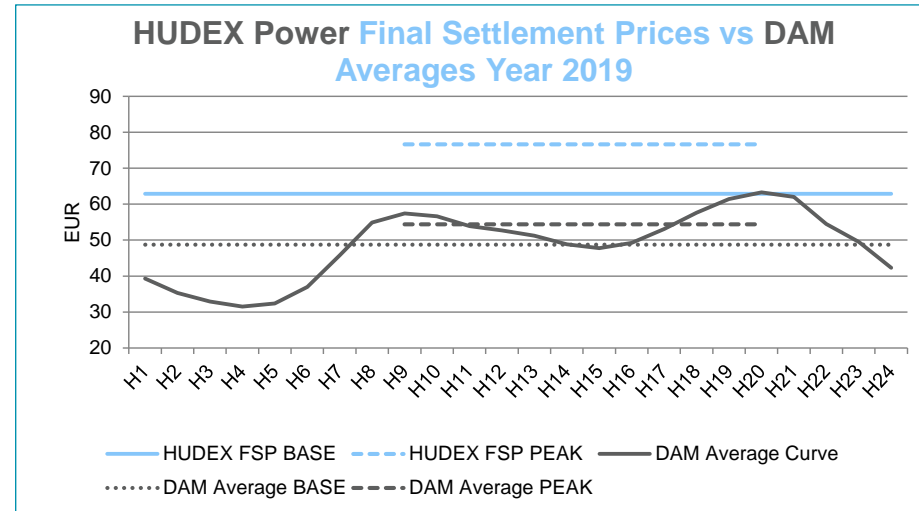
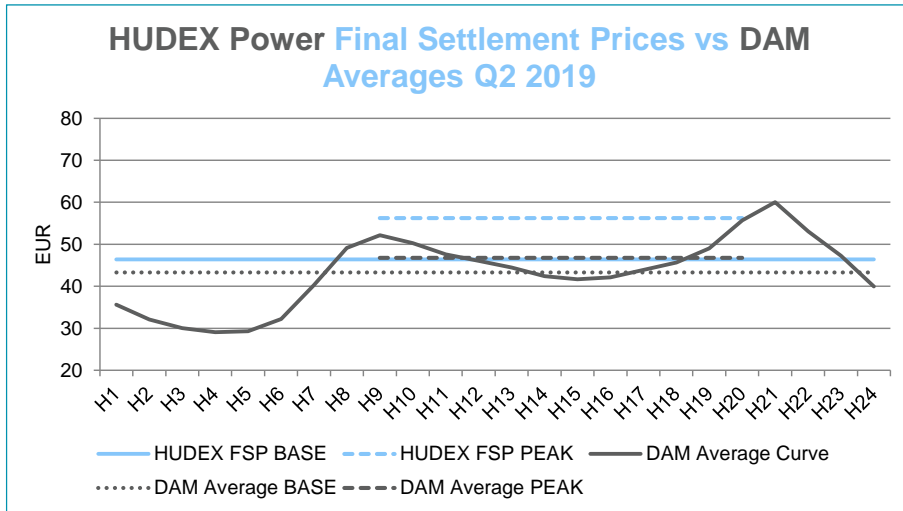
Average Price Difference and Final Settlement Prices



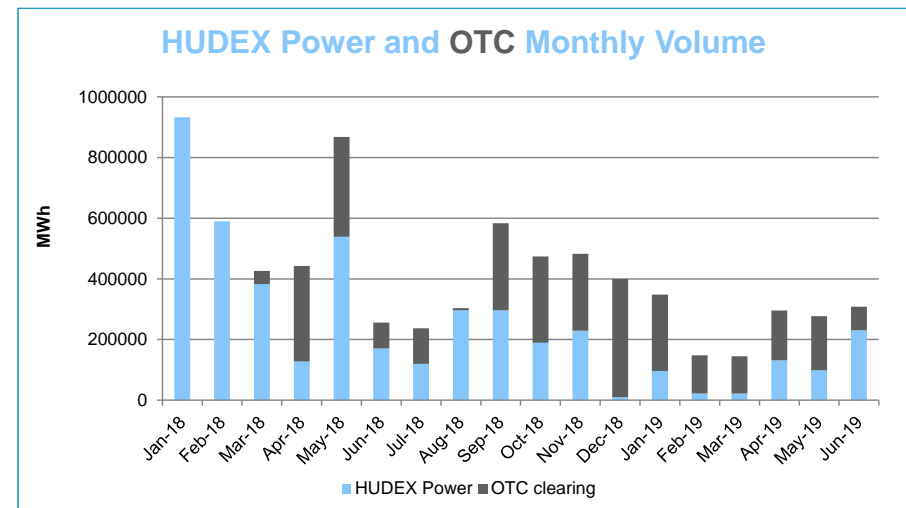
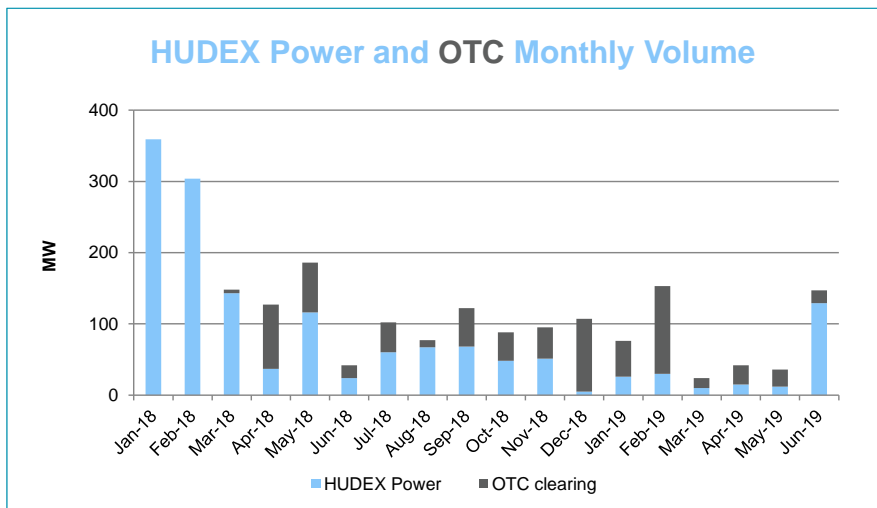
For information purposes only

HUDEX Market Operations

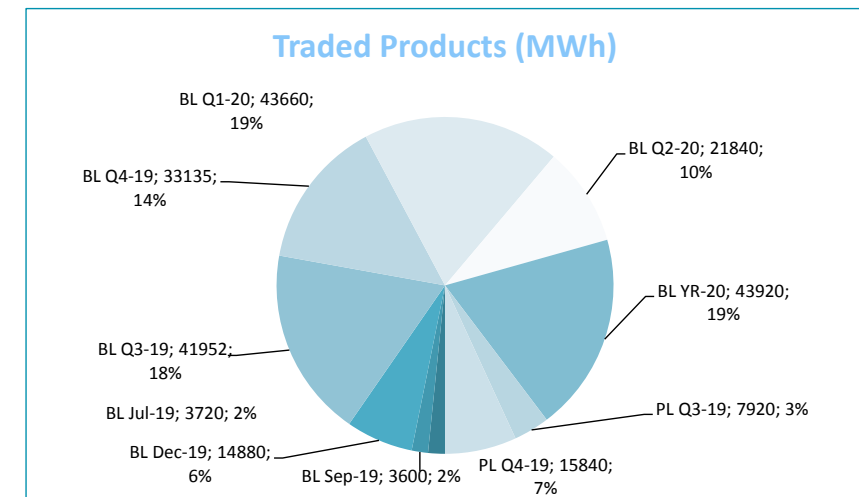
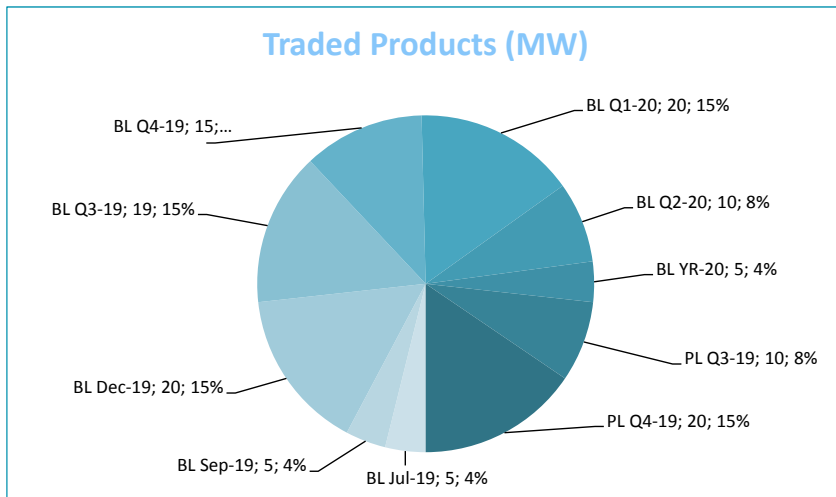
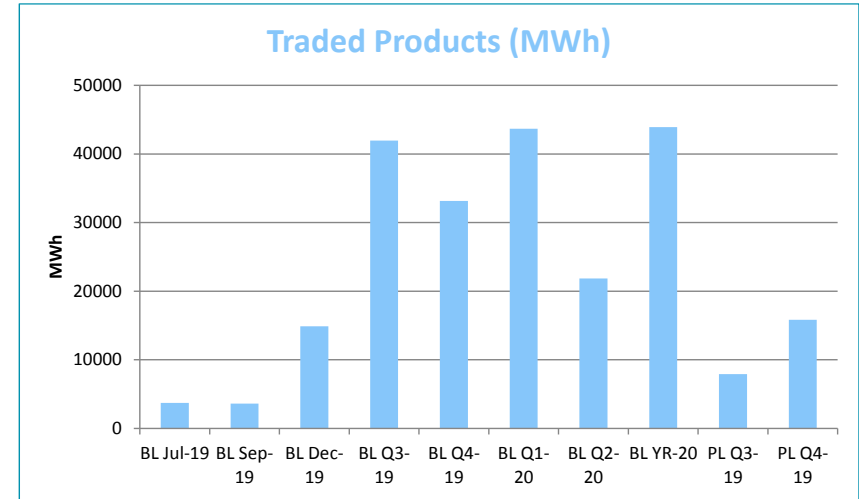
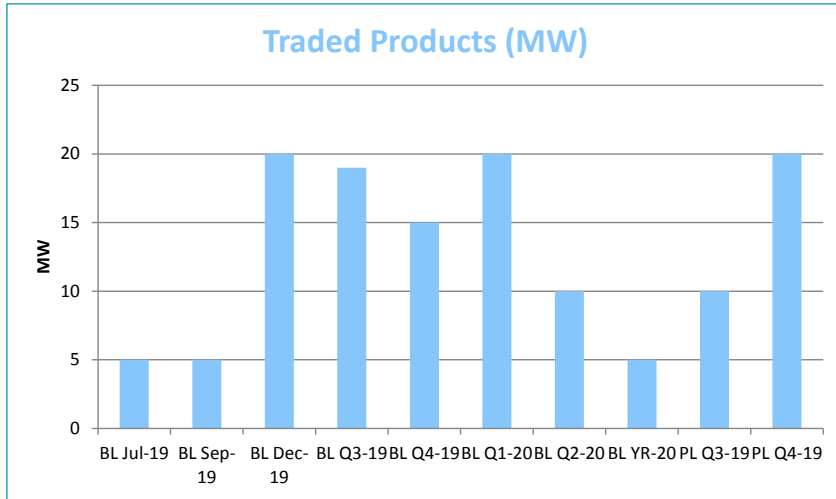
Trading Period: 06/2019



Monthly volumes



Traded Products in June



For information purposes only

HUDEX Market Operations

Trading Period: 06/2019