

Monthly Report (March 2016)

In March the total and average daily traded volume was 774 980 MWh and 36 903,8 MWh respectively. The number of admitted members was 32 in the examined month.



### Founder Members

- BC-Energiakereskedő Kft.
- Ezpada s.r.o.
- Holding Slovenske Elektrarne d.o.o.
- Magyar Áramszolgáltató Kft.
- Mátrai Erőmű Zrt.
- MAVIR ZRt.
- MVM Partner Zrt.

### Partners

- Tradition Financial Services Ltd. (broker)

### Admitted Members

- Alpiq Energy SE
- ARELCO POWER S.R.L.
- CEZ, a.s.
- Citigroup Global Markets Limited
- Danske Commodities A/S
- EDF Trading Limited
- Edison Trading S.p.A.
- EDS International SK
- Enel Trade S.p.A.
- Energi Danmark A/S.
- EPS Trgovanje d.o.o.
- Freepoint Commodities Europe LLP
- Gazprom Marketing & Trading Limited
- GDF SUEZ Trading SAS
- GEN-I d.o.o.
- Gunvor International B.V.
- HEP d.d.
- LE Trading a.s.
- MET Power Hungary Kft.
- Morgan Stanley Capital Group Energy Europe Limited
- RWE Supply &Trading GmbH
- TEI-ENERGY S.p.A
- Trailstone GmbH.
- Vitol Gas & Power B.V.
- VPP Erőmű Üzemeltető és Kereskedelmi Zrt.

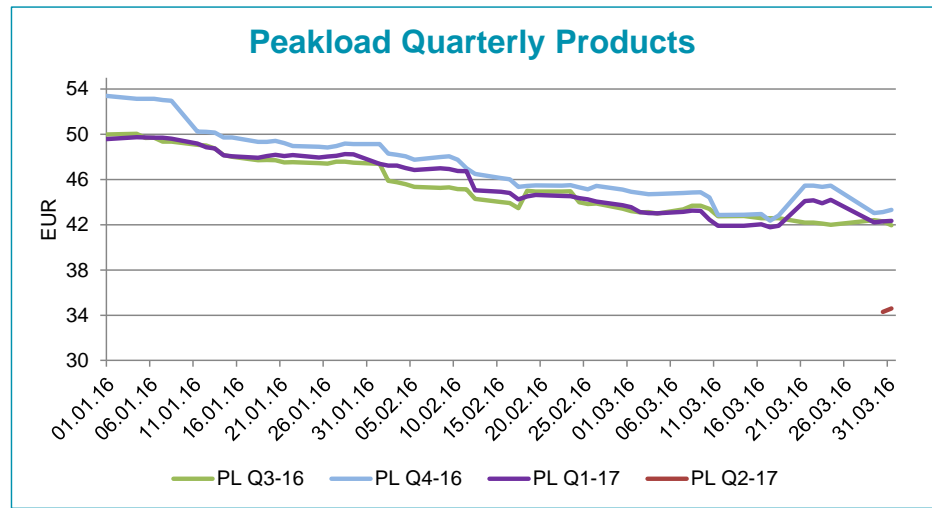
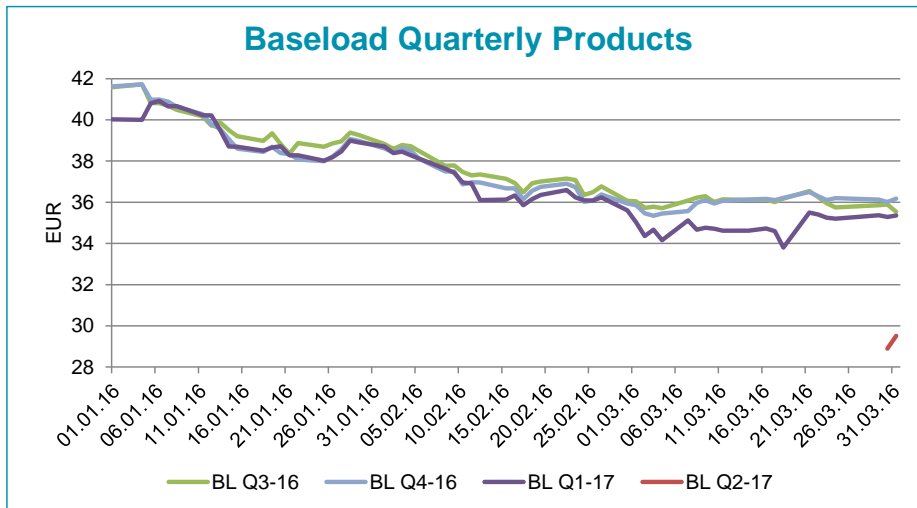
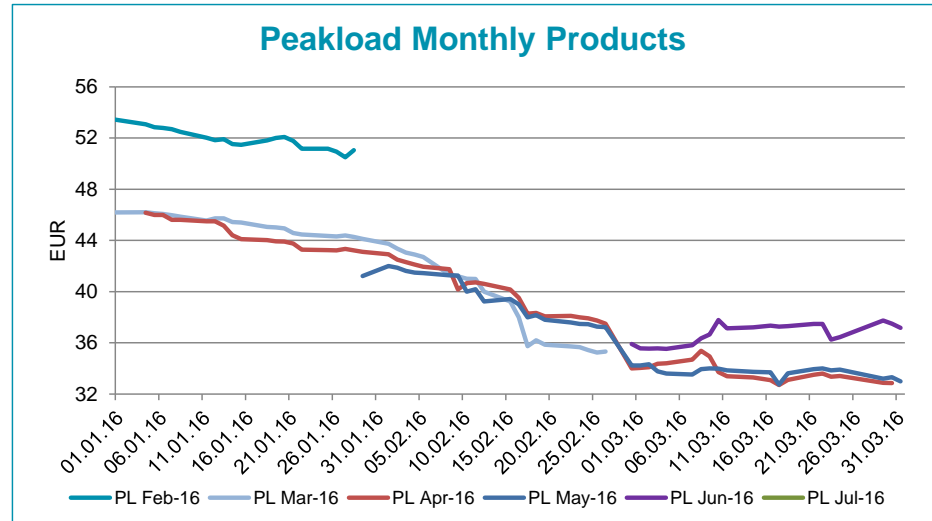
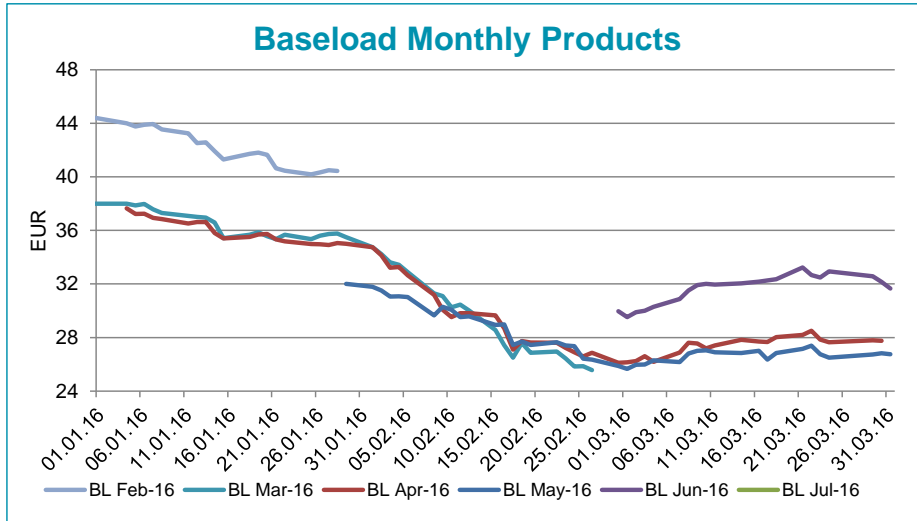
Instruments	BASE_avg	Low	High	PEAK_avg	Low	High
WK-10	24,86	24,63	24,99			
WK-11	24,53	24,02	25,04			
WK-12	23,91	23,03	25,24			
WK-13	25,03	23,84	27,96			
WK-14	26,38	25,00	28,32			
WK-15	27,56	25,83	28,25			
WK-16	28,07	27,76	27,76			
WK-17	28,23	28,05	28,51			
Apr-16	27,42	26,15	28,57	33,71	32,70	35,38
May-16	26,66	25,66	27,43	33,58	32,74	34,33
Jun-16	31,70	29,53	33,04	36,88	35,52	37,78
Q2-16	28,55	27,10	29,56	34,75	34,26	35,22
Q3-16	36,01	35,54	36,44	42,81	41,95	43,69
Q4-16	35,98	35,35	36,50	43,64	42,37	44,91
Q1-17	34,84	33,80	35,50	42,50	41,77	43,55
YR-17	34,15	33,41	35,04	41,37	40,39	42,01
YR-18	33,31	32,91	33,76	40,99	40,13	42,00
YR-19	33,45	33,20	33,74	41,13	40,25	42,05
Final Settlement Price of Expired Products						
Instruments	BASE		PEAK			
Wk10-16	24,63		-			
Wk11-16	24,43		-			
Wk12-16	23,75		-			
Wk13-16	23,94		-			
Wk14-16	26,84		-			
Apr-16	27,75		32,86			
Q2-16	29,01		34,64			

For information purposes only

HUPX Market Operations

Trading Period: 03/2016

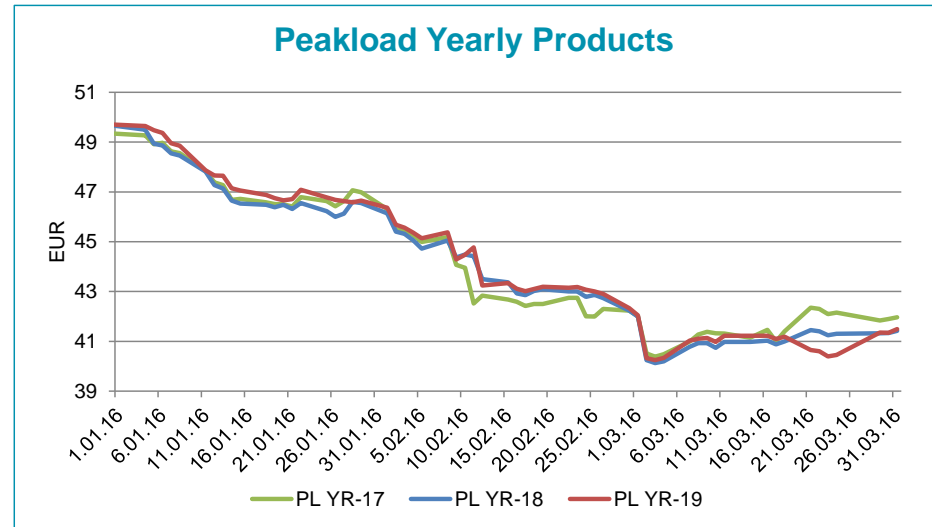
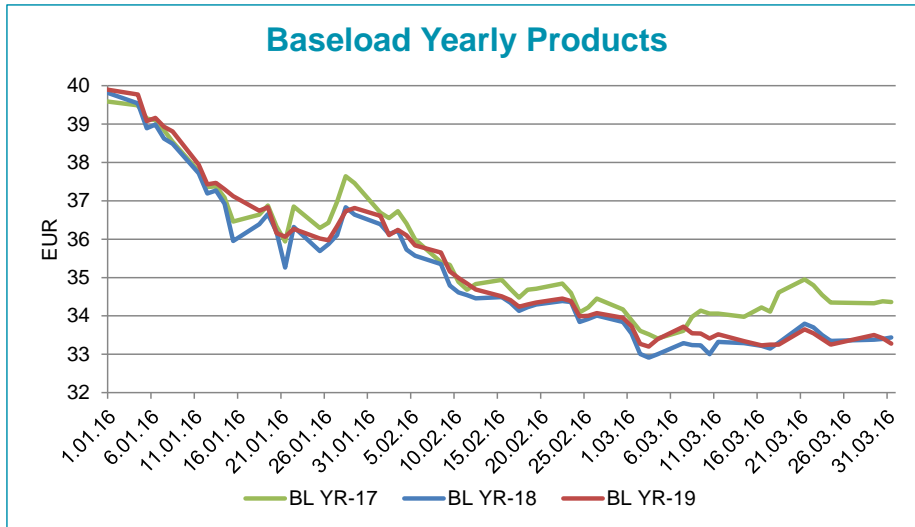
### Settlement Prices



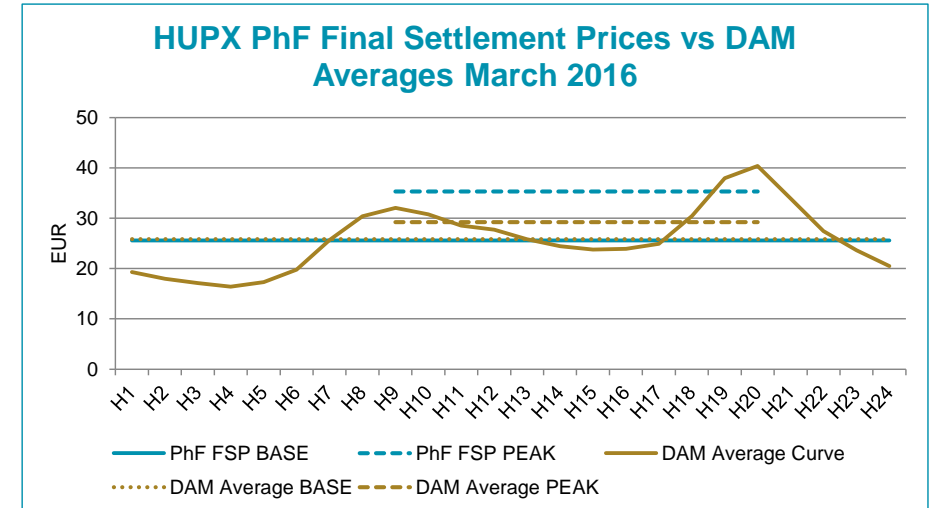
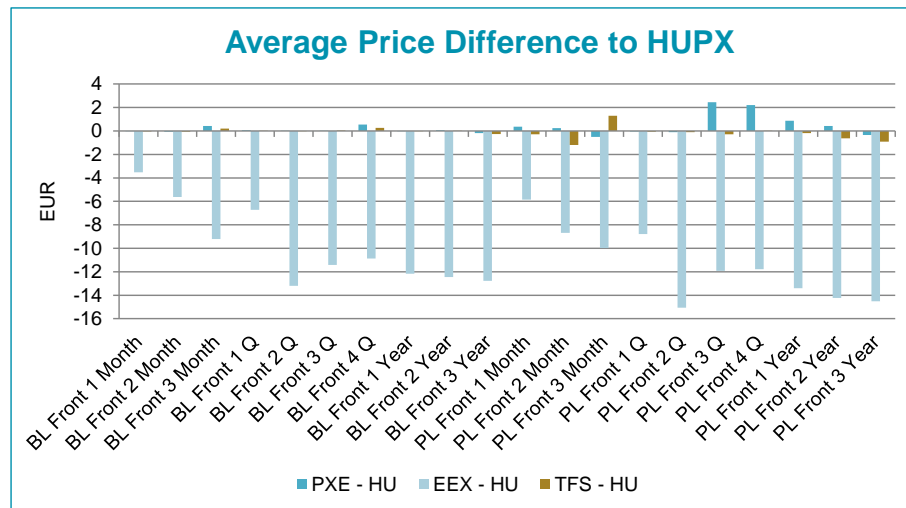
For information purposes only

HUPX Market Operations

Trading Period: 03/2016



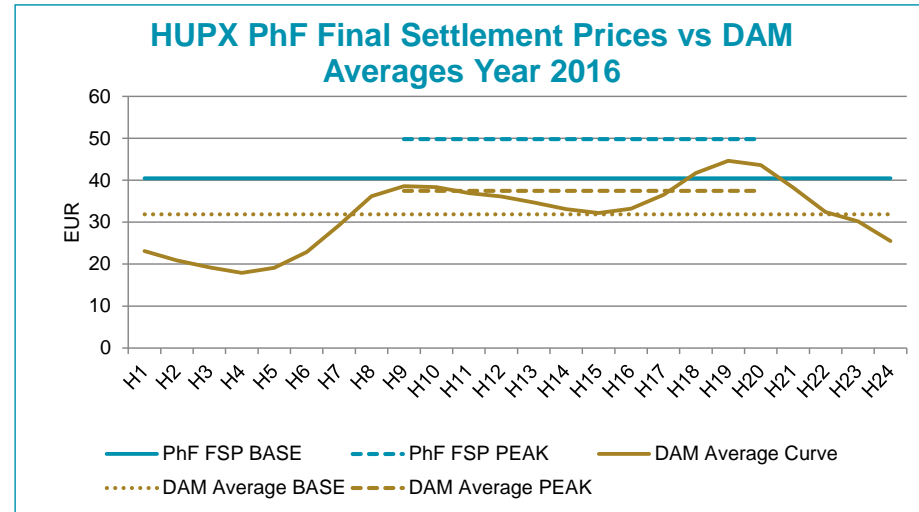
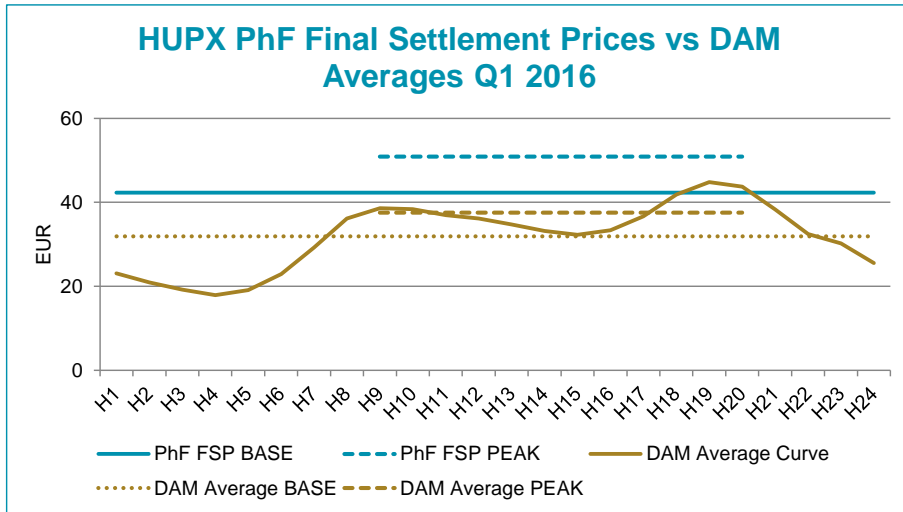
## Average Price Difference and Final Settlement Prices



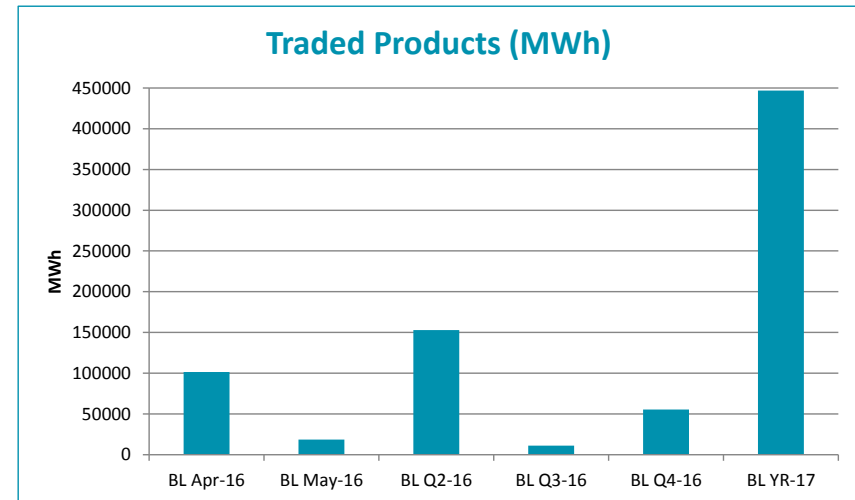
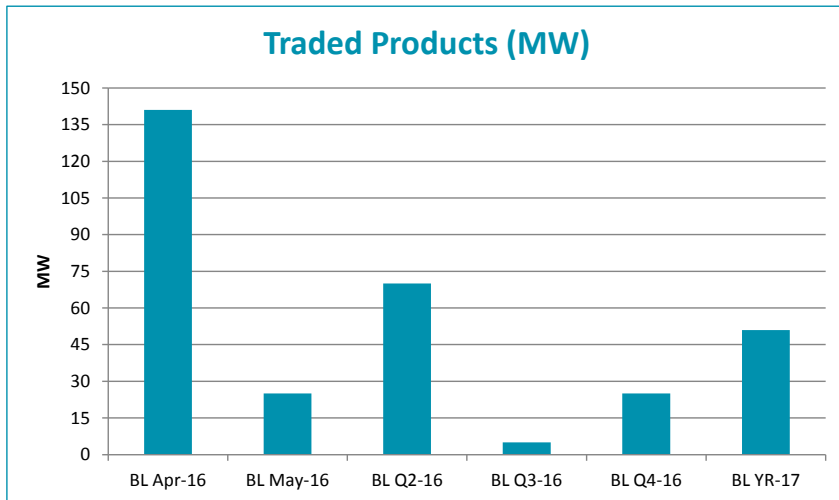
For information purposes only

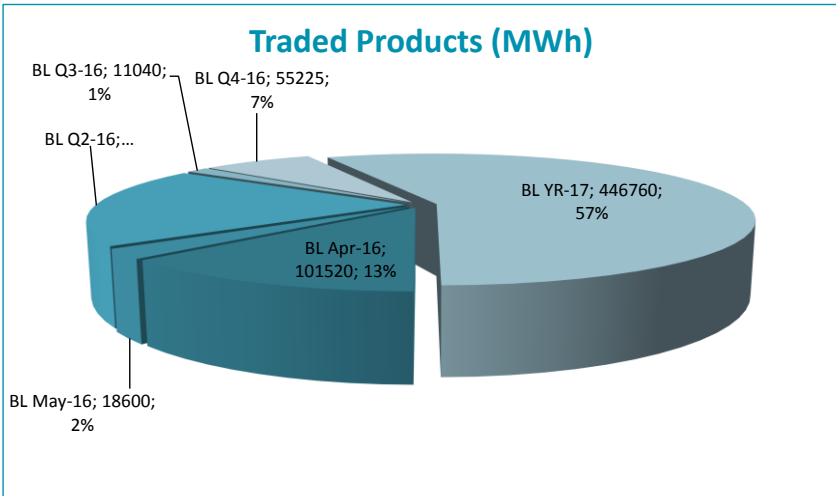
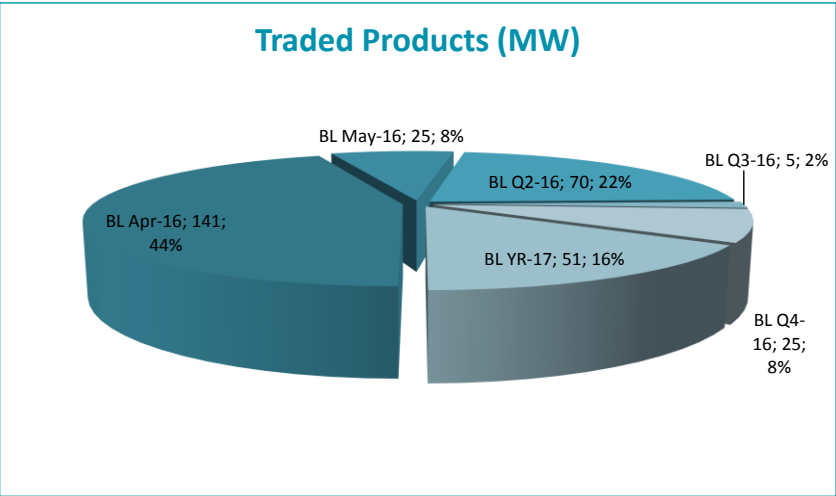
HUPX Market Operations

Trading Period: 03/2016

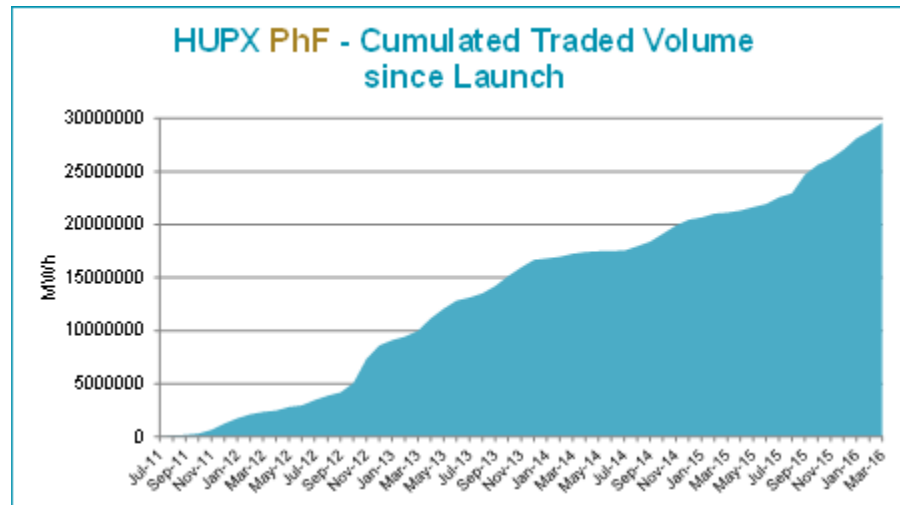
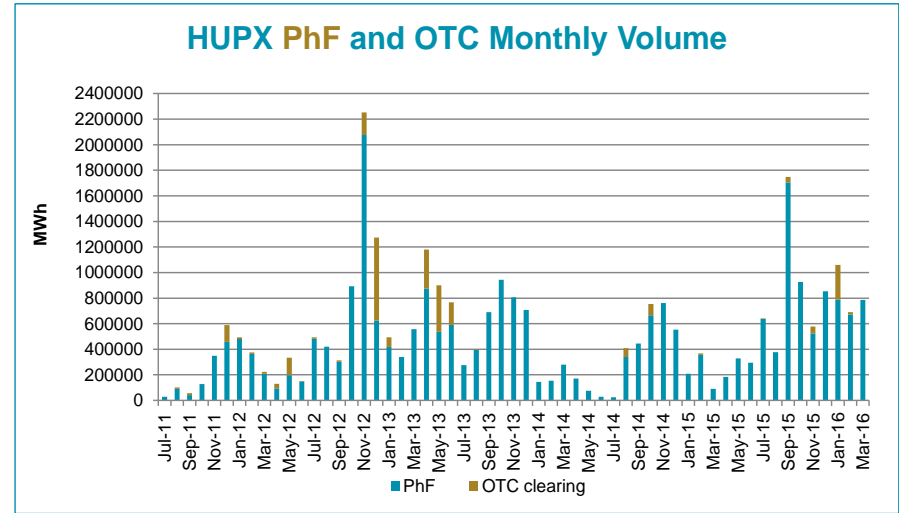
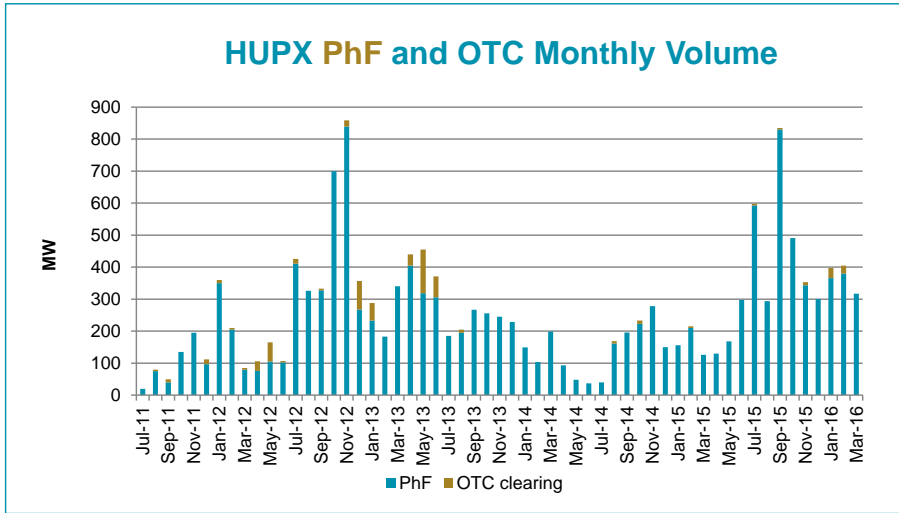


### Traded Products in March





Monthly and cumulated volumes since launch



For information purposes only

HUPX Market Operations

Trading Period: 03/2016