

## Monthly Report (March 2017)

In March the total and average daily traded volume was 241 109 MWh and 10 959,5 MWh respectively. The number of admitted members was 27 in the examined month.



### Founder Members

- BC-Energiakereskedő Kft.
- Ezpada s.r.o.
- Holding Slovenske Elektrarne d.o.o.
- Magyar Áramszolgáltató Kft.
- Mátrai Erőmű Zrt.
- MAVIR ZRt.
- MVM Partner Zrt.

### Partners

- Tradition Financial Services Ltd. (broker)

### Admitted Members

- Alpiq Energy SE
- CEZ, a.s.
- Citigroup Global Markets Limited
- EDF Trading Limited
- Edison Trading S.p.A.
- EDS International SK
- Enel Trade S.p.A.
- EPS Trgovanje d.o.o.
- Freepoint Commodities Europe LLP
- Gazprom Marketing & Trading Limited
- GDF SUEZ Trading SAS
- GEN-I d.o.o.
- HEP d.d.
- LE Trading a.s.
- MET Austria Energy Trade GmbH
- RWE Supply & Trading GmbH
- Sinergy Energiakereskedő Kft.
- TEI-ENERGY S.p.A
- Trailstone GmbH.
- Vitol Gas & Power B.V.

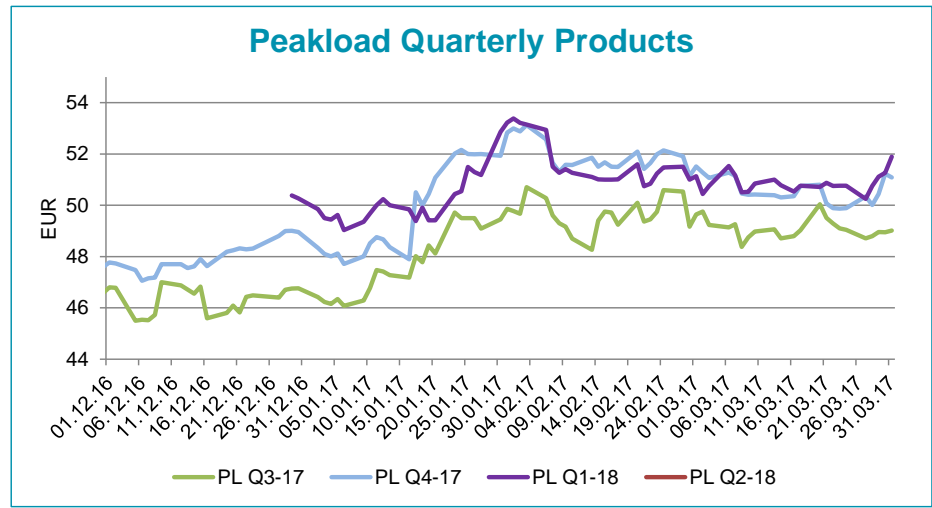
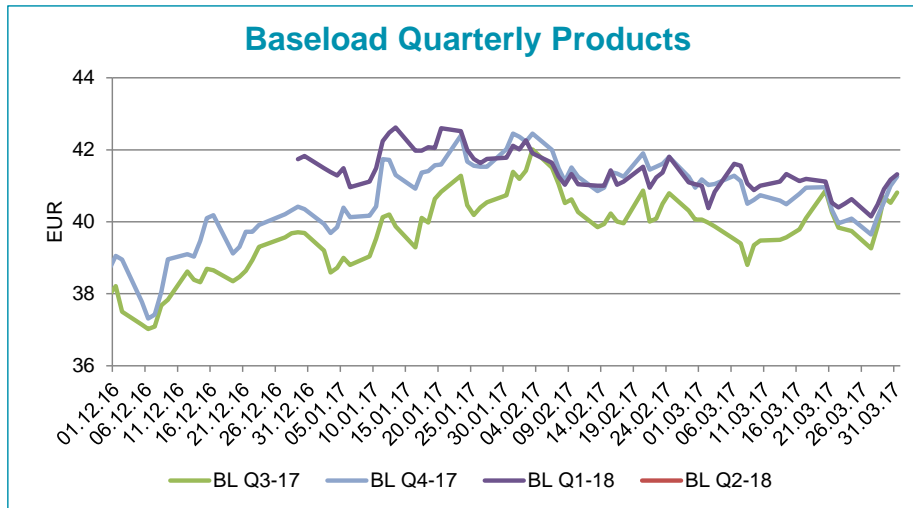
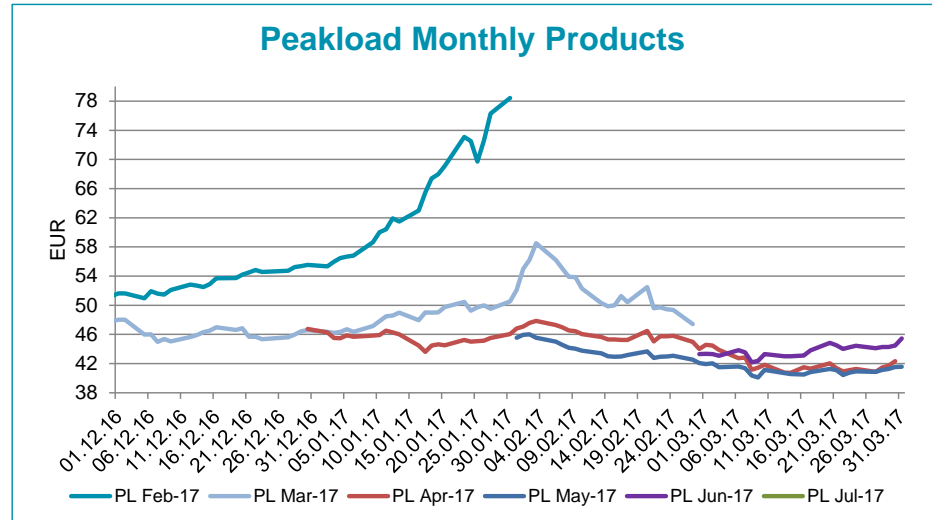
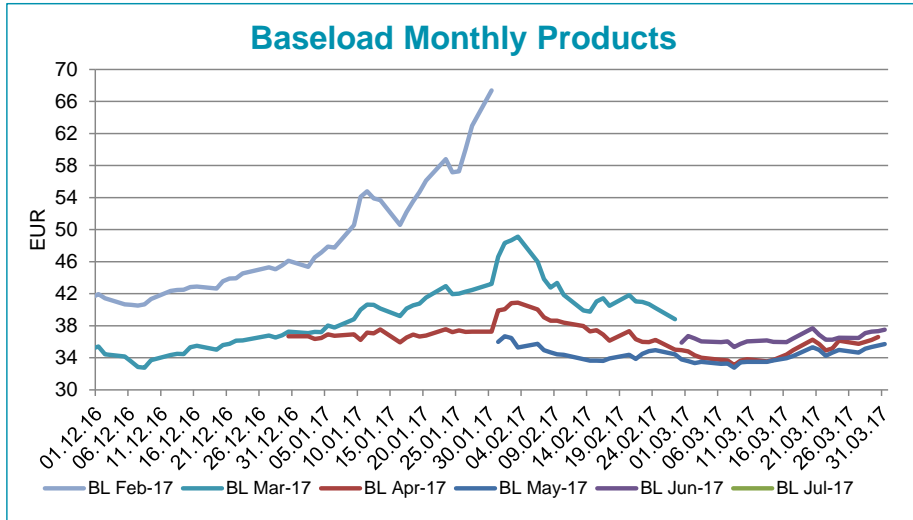
| Instruments                                | BASE_avg | Low   | High  | PEAK_avg | Low   | High  |
|--|----------|-------|-------|----------|-------|-------|
| WK-10                                      | 38,59    | 38,27 | 38,90 |          |       |       |
| WK-11                                      | 37,44    | 36,29 | 38,21 |          |       |       |
| WK-12                                      | 36,39    | 35,60 | 37,38 |          |       |       |
| WK-13                                      | 36,41    | 34,63 | 39,01 |          |       |       |
| WK-14                                      | 35,99    | 33,94 | 38,37 |          |       |       |
| WK-15                                      | 35,55    | 33,76 | 36,61 |          |       |       |
| WK-16                                      | 35,90    | 35,00 | 36,41 |          |       |       |
| WK-17                                      | 35,93    | 35,64 | 36,12 |          |       |       |
| WK-18                                      | 35,52    | 35,52 | 35,52 |          |       |       |
| Apr-17                                     | 34,79    | 33,11 | 36,60 | 41,92    | 40,73 | 44,57 |
| May-17                                     | 34,20    | 32,76 | 35,71 | 41,06    | 40,08 | 42,03 |
| Jun-17                                     | 36,46    | 35,36 | 37,70 | 43,75    | 42,18 | 45,44 |
| Q2-17                                      | 35,03    | 33,73 | 36,41 | 42,53    | 41,22 | 47,80 |
| Q3-17                                      | 39,87    | 38,80 | 40,87 | 49,10    | 48,38 | 50,04 |
| Q4-17                                      | 40,65    | 39,65 | 41,28 | 50,59    | 49,87 | 51,51 |
| Q1-18                                      | 40,92    | 40,15 | 41,61 | 50,87    | 50,25 | 51,89 |
| YR-18                                      | 37,25    | 36,46 | 38,33 | 45,56    | 45,00 | 46,43 |
| YR-19                                      | 36,02    | 35,31 | 36,44 | 44,58    | 44,00 | 45,24 |
| YR-20                                      | 35,87    | 35,05 | 36,35 | 44,61    | 43,65 | 45,88 |
| Final Settlement Price of Expired Products |          |       |       |          |       |       |
| Instruments                                | BASE     |       |       | PEAK     |       |       |
| Wk10-17                                    | 38,27    |       |       | -        |       |       |
| Wk11-17                                    | 38,21    |       |       | -        |       |       |
| Wk12-17                                    | 36,26    |       |       | -        |       |       |
| Wk13-17                                    | 37,59    |       |       | -        |       |       |
| Wk14-17                                    | 38,37    |       |       | -        |       |       |
| Apr-17                                     | 36,60    |       |       | 42,34    |       |       |
| Q2-17                                      | 36,27    |       |       | 42,42    |       |       |

For information purposes only

HUPX Market Operations

Trading Period: 03/2017

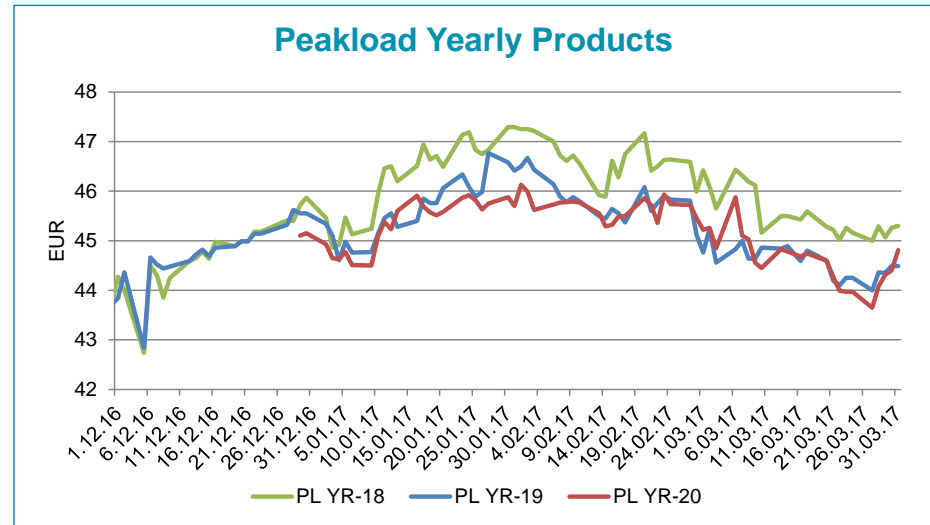
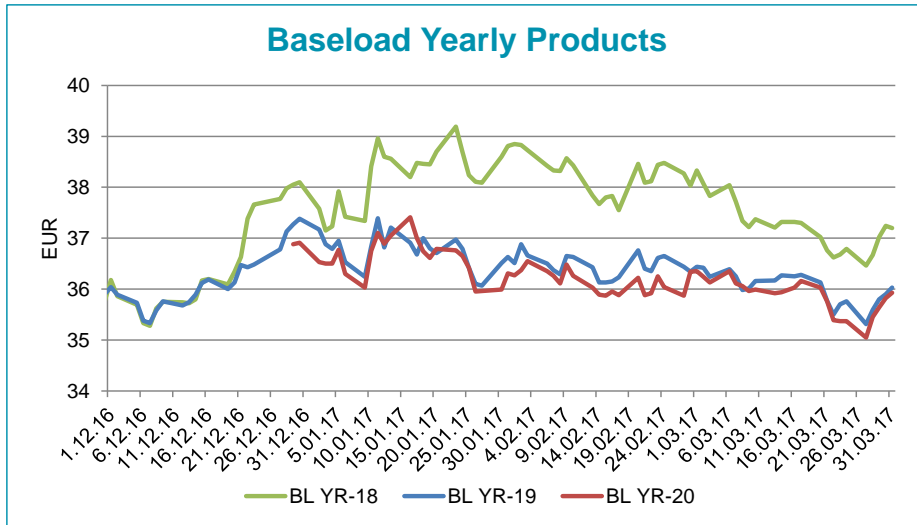
### Settlement Prices



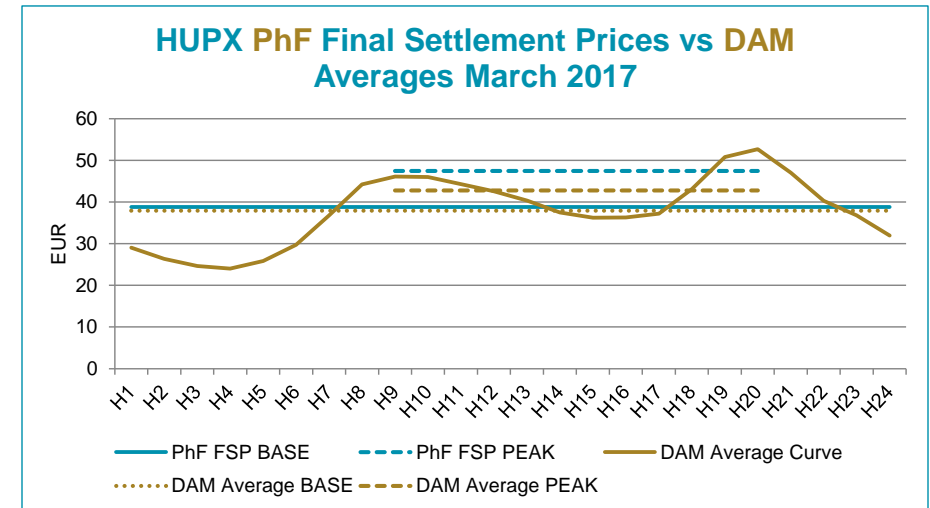
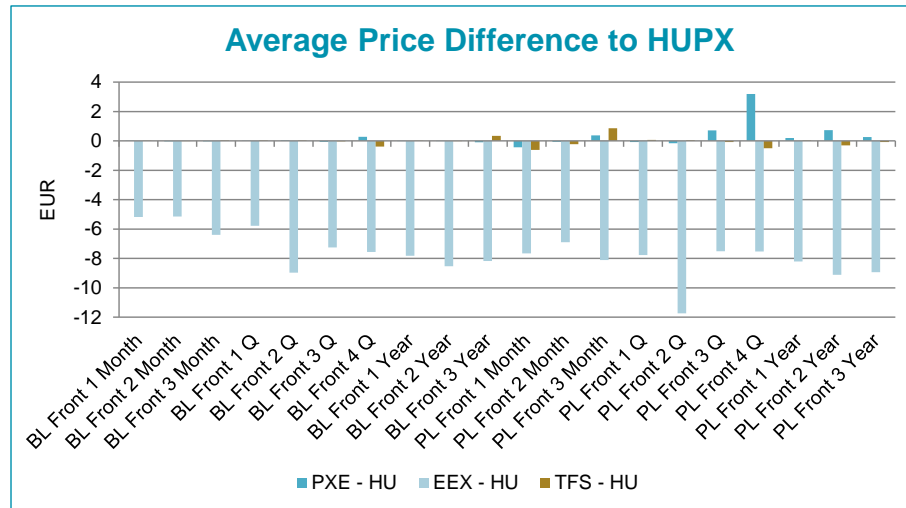
For information purposes only

HUPX Market Operations

Trading Period: 03/2017



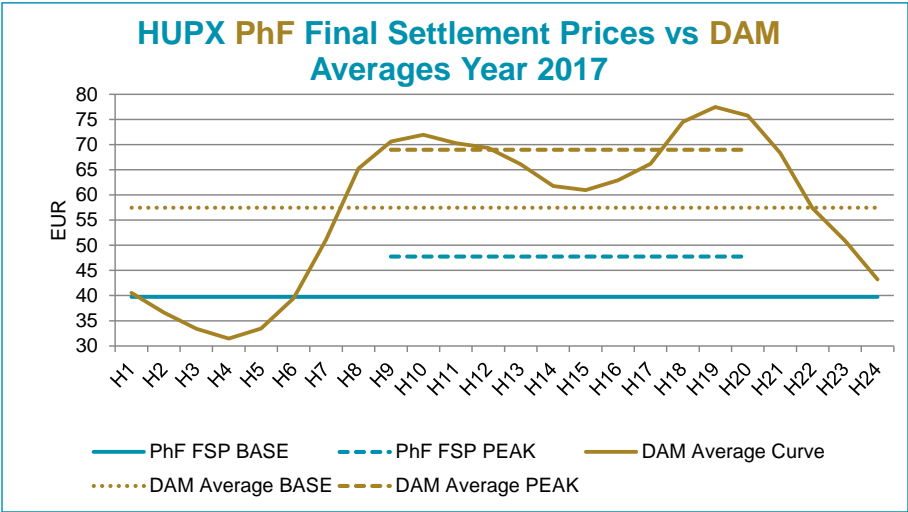
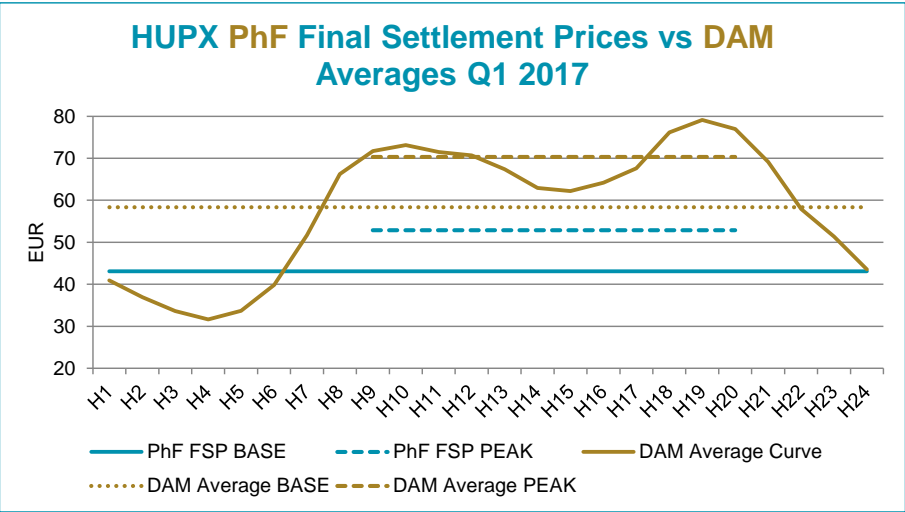
## Average Price Difference and Final Settlement Prices



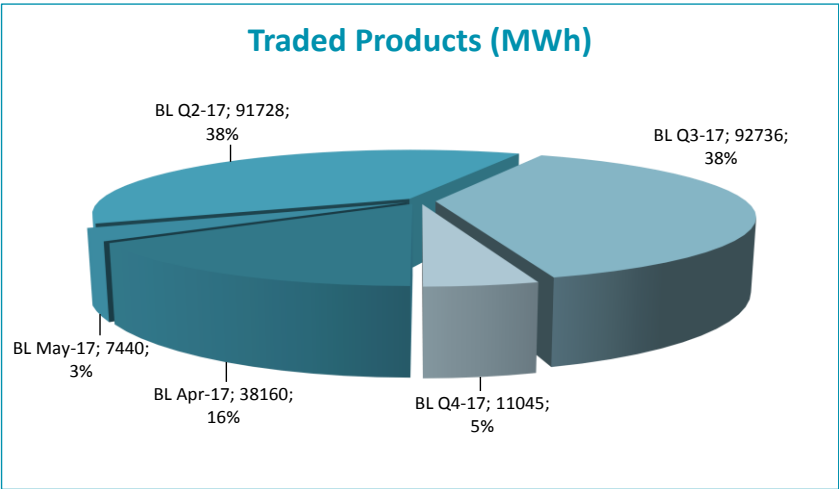
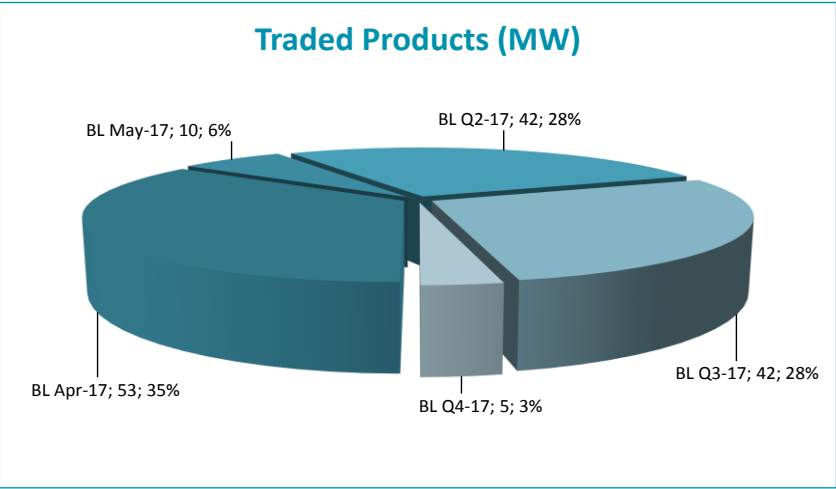
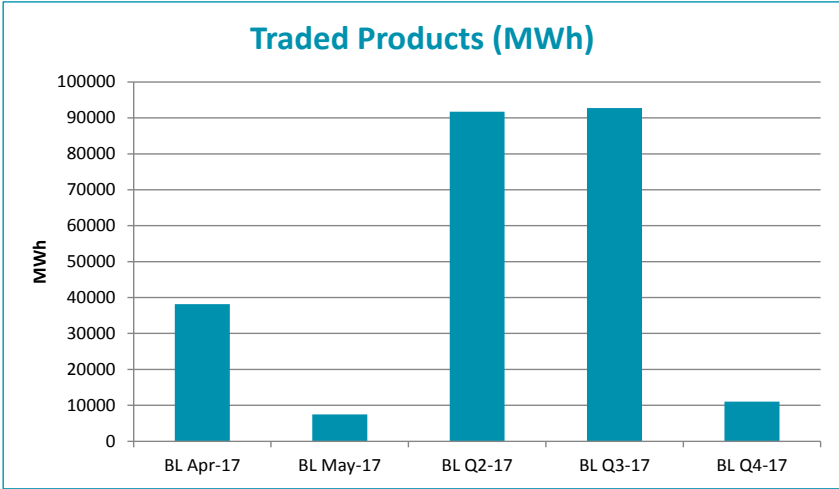
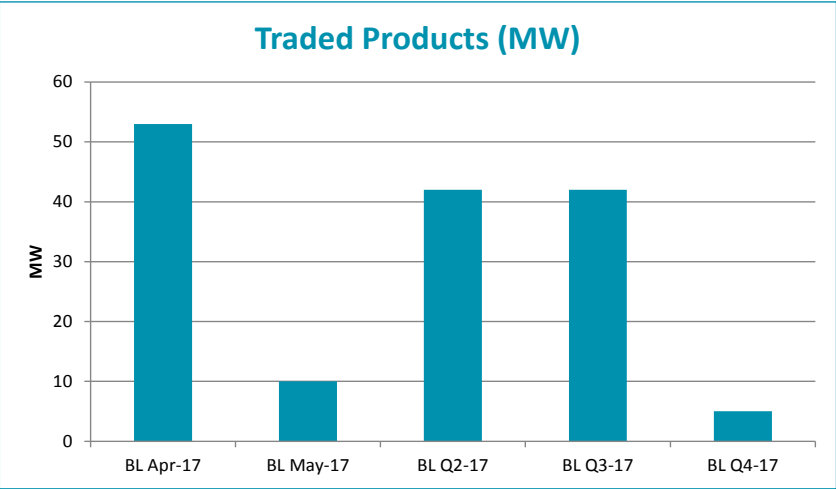
For information purposes only

HUPX Market Operations

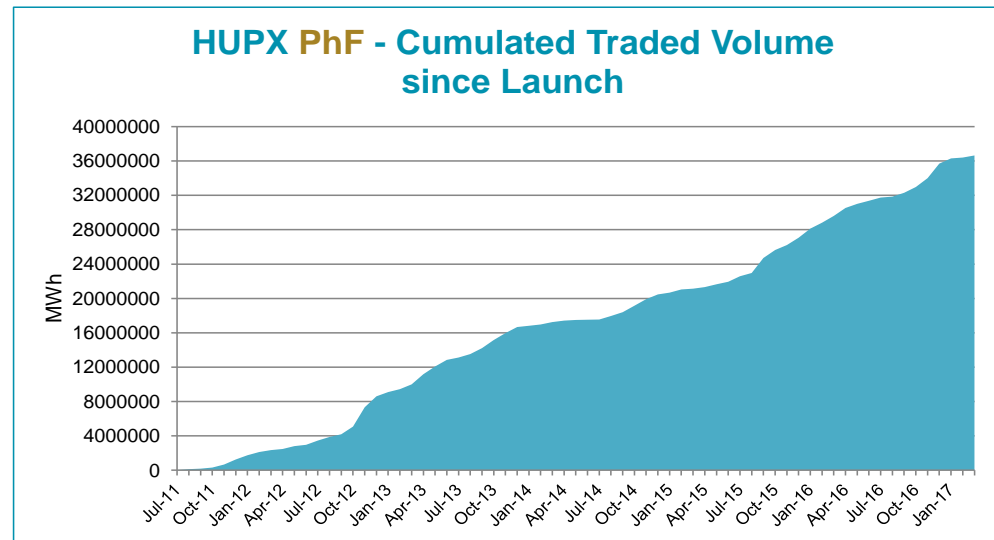
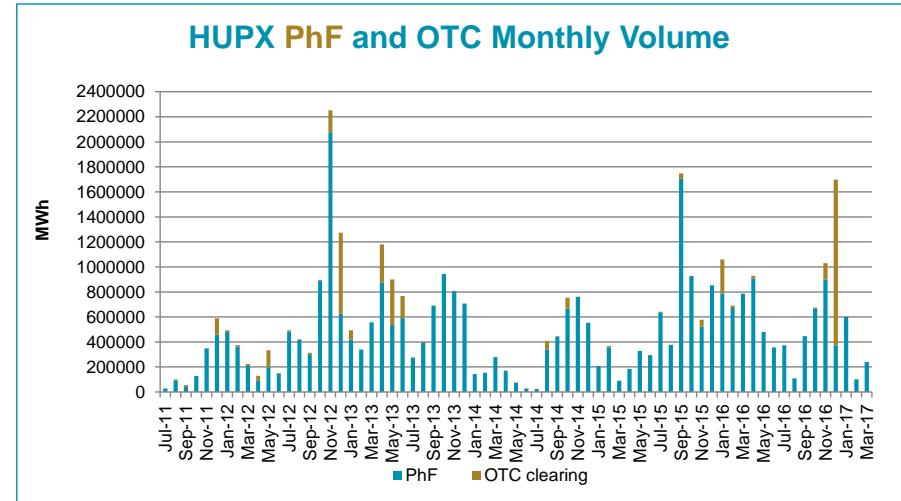
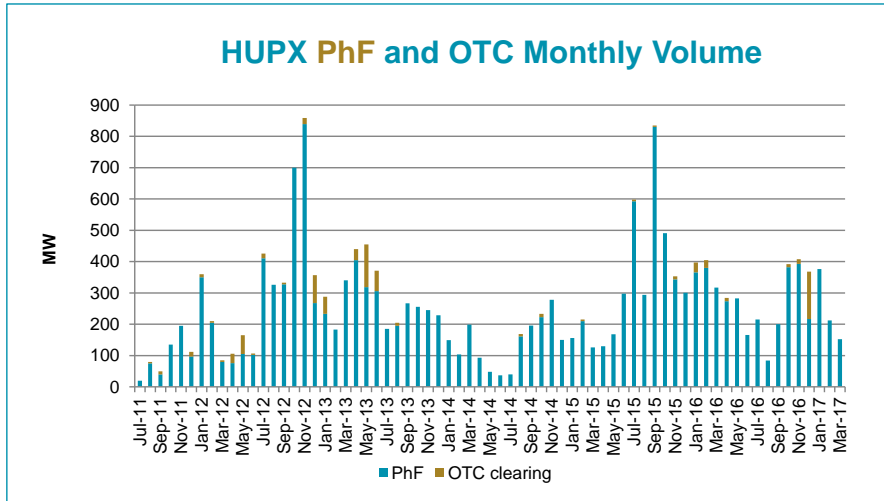
Trading Period: 03/2017



Traded Products in March



Monthly and cumulated volumes since launch



For information purposes only

HUPX Market Operations

Trading Period: 03/2017