

Monthly Report (April 2017)

In March the total and average daily traded volume was 229 171 MWh and 11458,55 MWh respectively. The number of admitted members was 26 in the examined month.

Founder Members

- BC-Energiakereskedő Kft.
- Ezpada s.r.o.
- Holding Slovenske Elektrane d.o.o.
- Magyar Áramszolgáltató Kft.
- Mátrai Erőmű Zrt.
- MAVIR ZRt.
- MVM Partner Zrt.

Partners

- Tradition Financial Services Ltd. (broker)

Admitted Members

- Alpiq Energy SE
- CEZ, a.s.
- Citigroup Global Markets Limited
- EDF Trading Limited
- Edison Trading S.p.A.
- EDS International SK
- Enel Trade S.p.A.
- Freepoint Commodities Europe LLP
- Gazprom Marketing & Trading Limited
- GDF SUEZ Trading SAS
- GEN-I d.o.o.
- HEP d.d.
- LE Trading a.s.
- MET Austria Energy Trade GmbH
- RWE Supply & Trading GmbH
- Sinergy Energiakereskedő Kft.
- TEI-ENERGY S.p.A
- Trailstone GmbH.
- Vitol Gas & Power B.V.

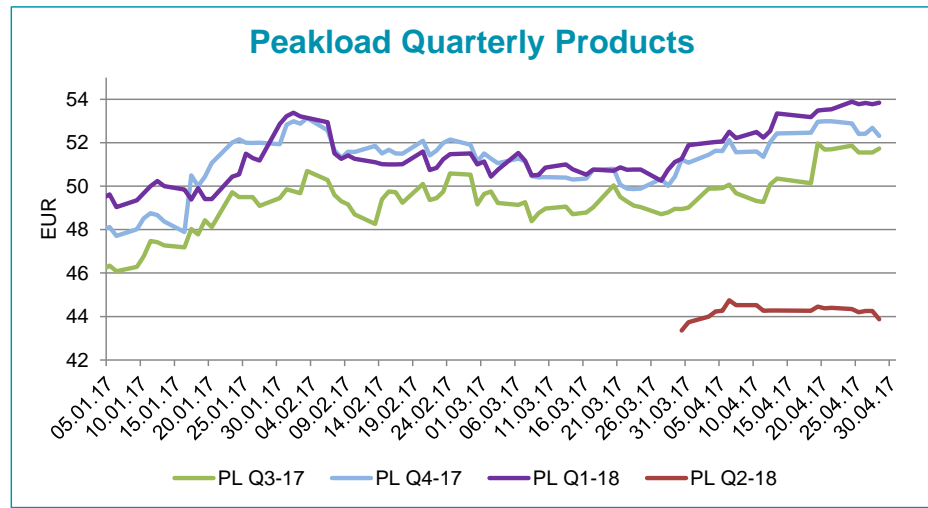
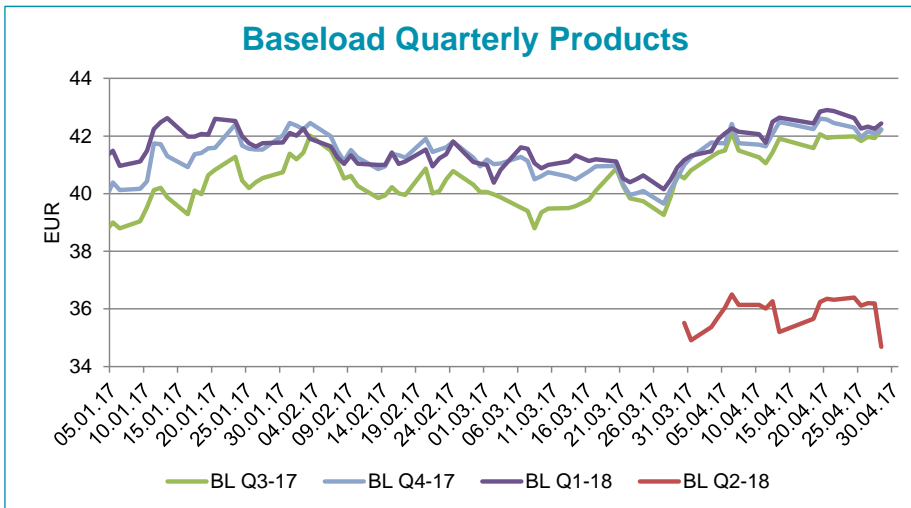
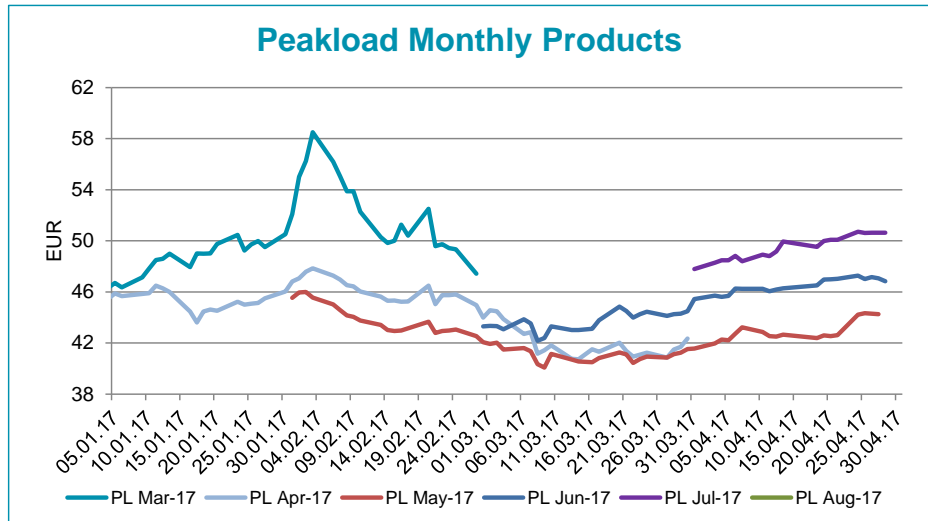
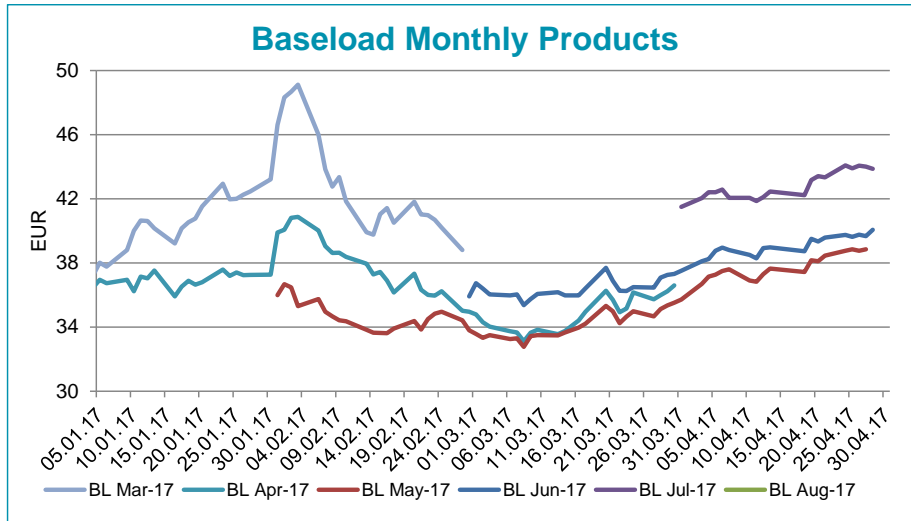
Instruments	BASE_avg	Low	High	PEAK_avg	Low	High	
WK-15	37,11	36,48	38,15				
WK-16	37,58	36,52	39,12				
WK-17	39,23	37,65	41,01				
WK-18	37,71	37,00	39,76				
WK-19	38,43	37,04	40,51				
WK-20	38,46	37,17	39,21				
WK-21	38,79	38,15	38,99				
WK-22	39,50	39,50	39,50				
May-17	37,78	36,69	38,85	42,96	41,97	44,33	
Jun-17	39,08	38,10	40,06	46,51	45,61	47,27	
Jul-17	42,89	41,86	44,08	49,57	48,29	50,72	
Q2-17	41,72	41,06	42,22	50,68	49,27	51,96	
Q3-17	42,11	41,64	42,61	52,22	51,35	52,99	
Q4-17	42,32	41,47	42,90	53,01	52,00	53,88	
Q1-18	35,97	34,68	36,50	44,30	43,87	44,75	
YR-18	38,00	37,46	38,40	45,94	45,54	46,29	
YR-19	36,66	36,27	37,00	45,09	44,74	45,47	
YR-20	36,61	36,13	37,06	44,98	44,49	45,49	
Final Settlement Price of Expired Products							
Instruments	BASE	PEAK					
Wk15-17	36,91	-					
Wk16-17	37,28	-					
Wk17-17	41,01	-					
Wk18-17	37,38	-					
May-17	38,85	44,25					
VOLUME (GWh)				Number of Deals			
PERIOD	ACTUAL	TARGET	% DONE	OTC	PhF	OTC	Sum
Apr-2017	229,2	937	24%	0	41	0	41
Q2 2017	229,2	1 801	13%	0	41	0	41
Year 2017	1 171,8	6 978	17%	0	194	0	194
Since 19.07.2011.	32 667,4	-	-	4 223	3 427	97	3 524
Members							
PERIOD	ACTUAL	TARGET	% DONE				
Apr 2017	0	0	N/A				
2017	1	1	100%				
Resigned YTD	-2	-1	200%				
2017 YTD	26	27					

For information purposes only

HUPX Market Operations

Trading Period: 04/2017

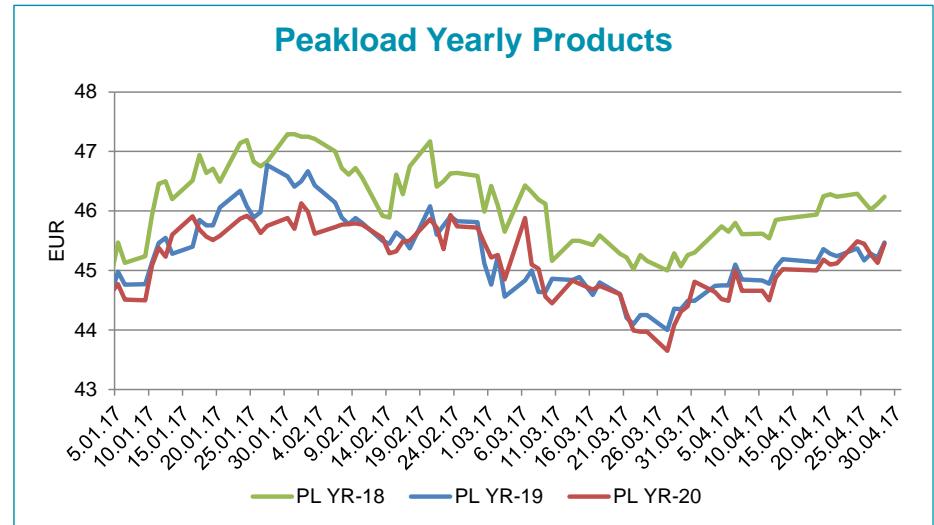
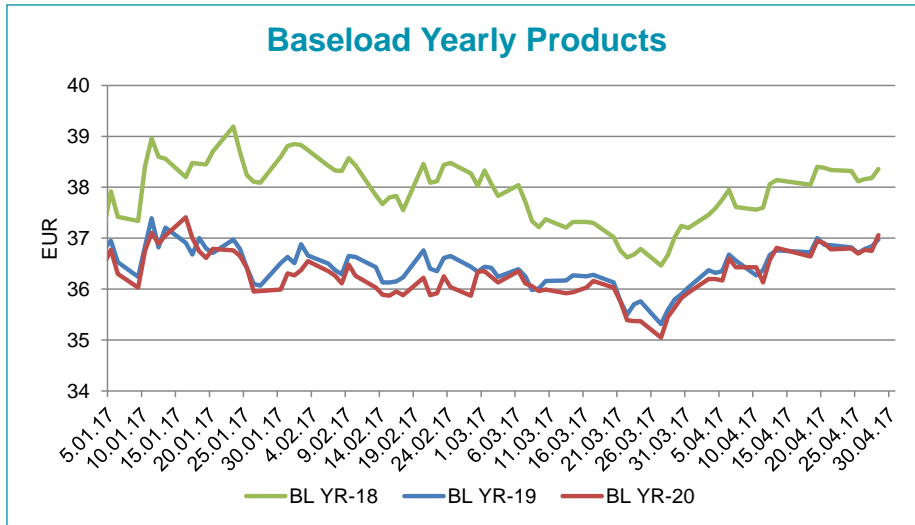
Settlement Prices



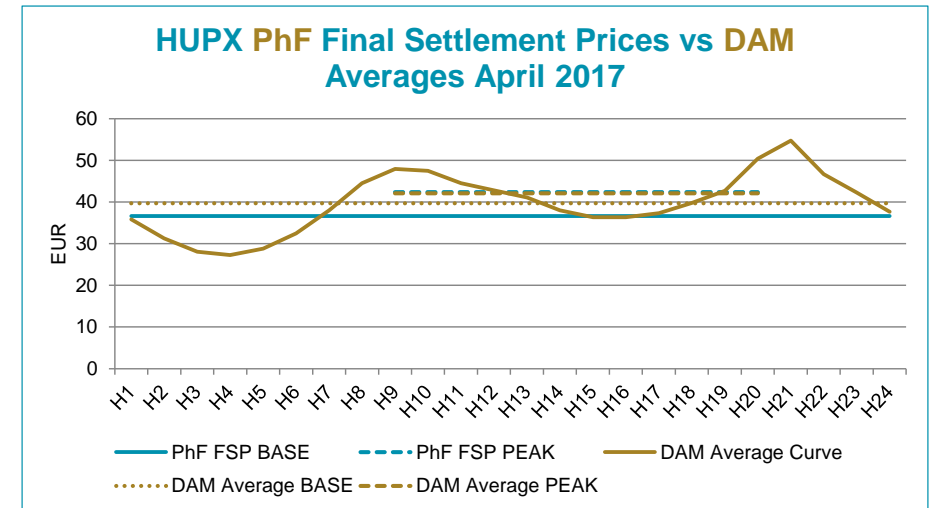
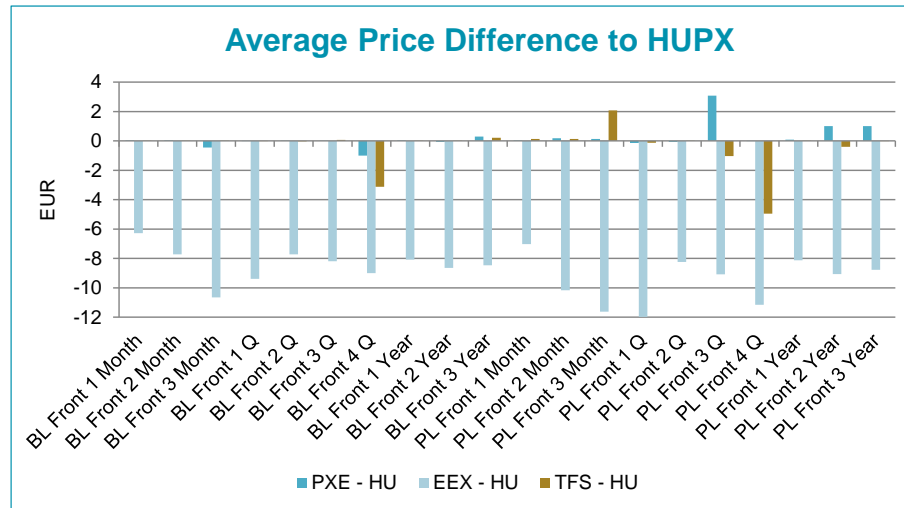
For information purposes only

HUPX Market Operations

Trading Period: 04/2017



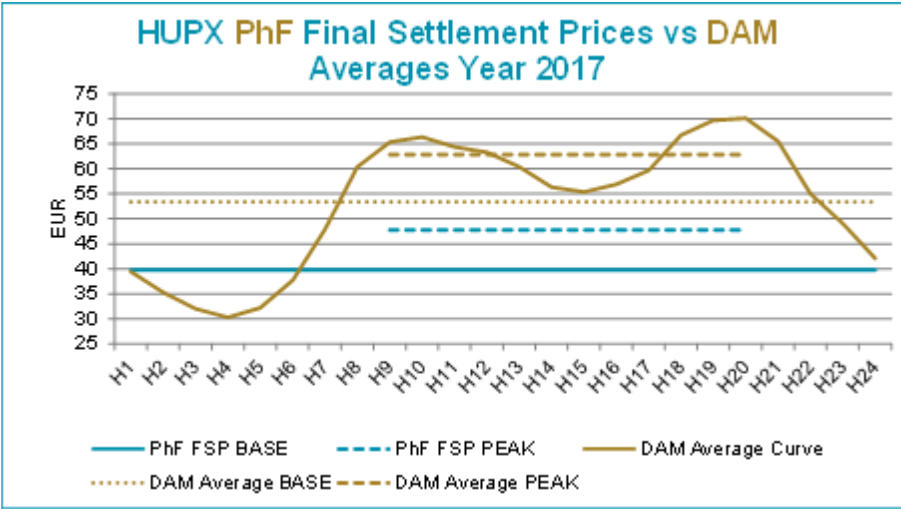
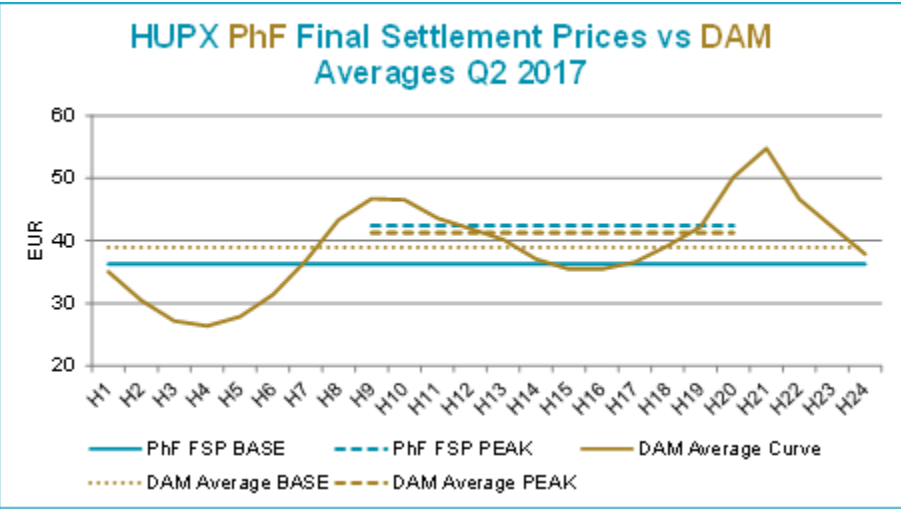
Average Price Difference and Final Settlement Prices



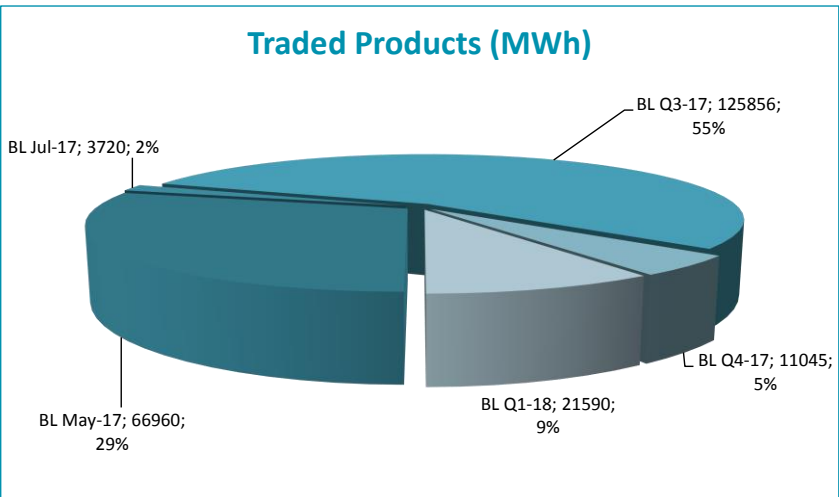
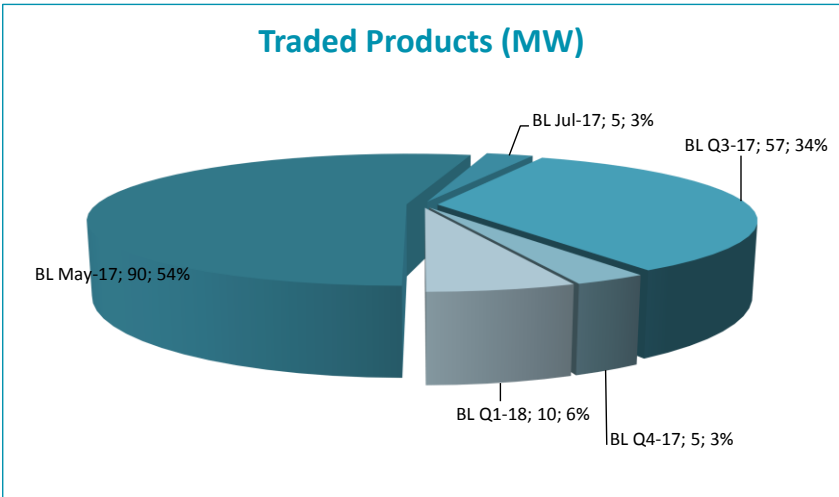
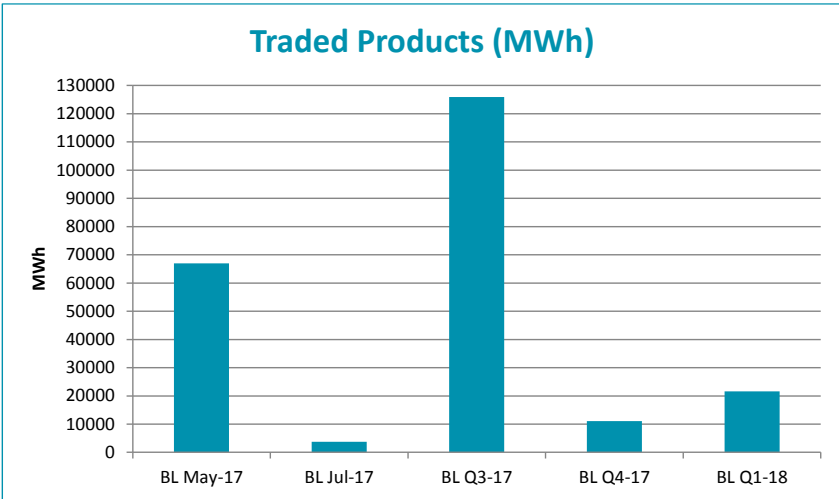
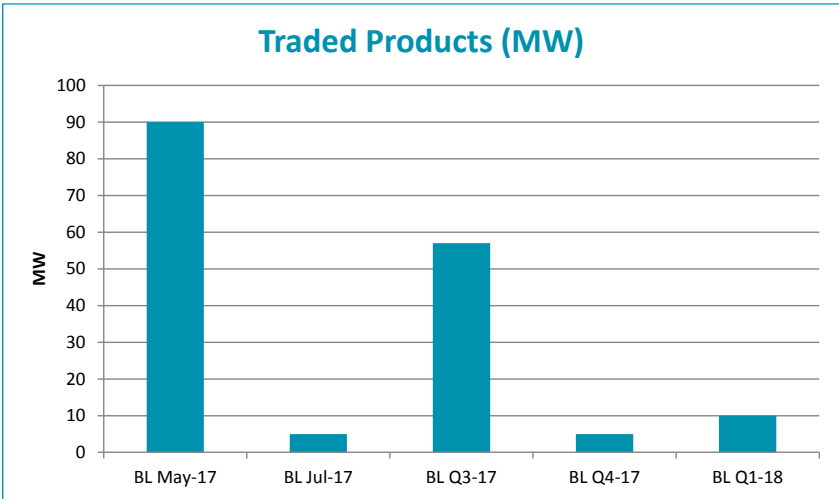
For information purposes only

HUPX Market Operations

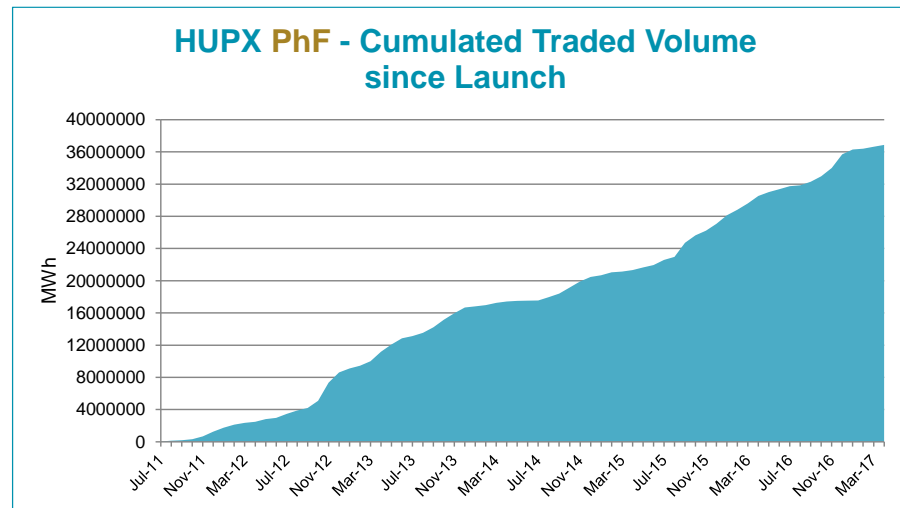
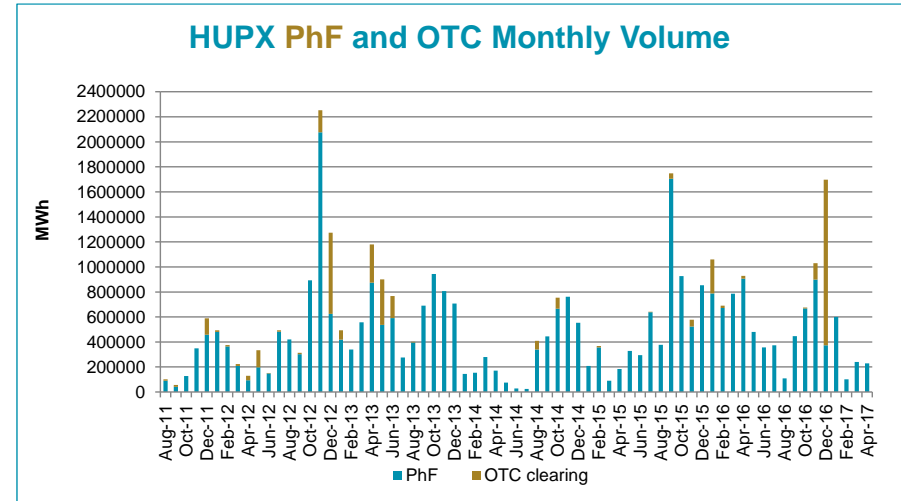
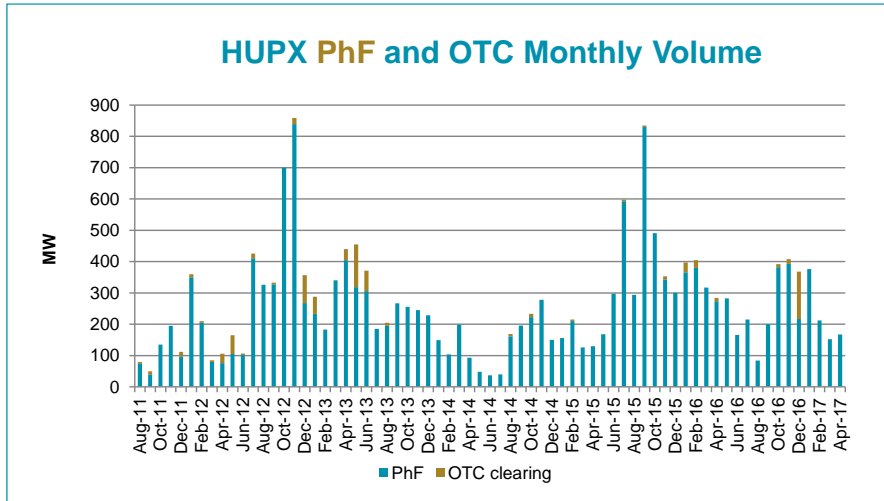
Trading Period: 04/2017



Traded Products in April



Monthly and cumulated volumes since launch



For information purposes only

HUPX Market Operations

Trading Period: 04/2017