

Volume

1 178 GWh
(180% MoM)

of Trades

96
(23% MoM)

Daily Record

283 GWh
2023.10.24.

Product w/
Highest Vol.

BL YR-24
1 098 GWh

Product w/
Most Deals

BL Nov-23
43

HUDEX Power

Monthly Report

/October 2023

In October, the total traded volume on HUDEX Power increased by **180%** to **1 177 843 MWh** compared to 421 011 MWh in September. The average daily volume was **56 088 MWh**; the highest daily volume was **282 504 MWh** on 2023.10.24. business day. HUDEX Power ended the month with 30 members.

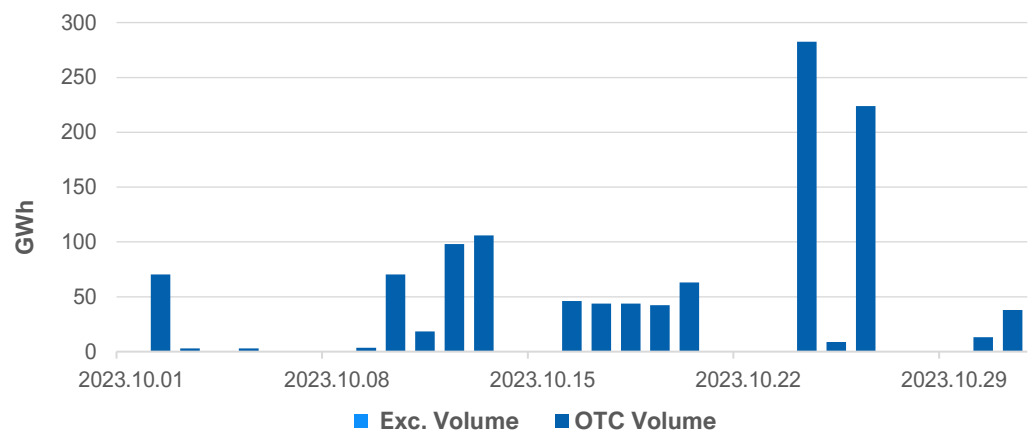
Summary of Results

Volume Data	Monthly (MWh)	Change MoM (%)	YTD (MWh)
Total Traded Volume	1 177 843	180%	6 046 011
Exchange Volume	-	-	8 138
OTC Volume	1 177 843	180%	6 037 873
Average Daily Volume	56 088	180%	28 654
Highest Daily Volume	282 504	364%	282 504

Expired BL Products

Product	FSP (€/MWh)	Total Volume (MWh)	# of Trades
BL Wk40-23	94,29	-	-
BL Wk41-23	115,61	-	-
BL Wk42-23	-	-	-
BL Wk43-23	109,08	-	-
BL Wk44-23	-	-	-
BL Oct-23	104,91	41 720	36
BL Q4-23	117,82	755 478	160

Daily Volumes



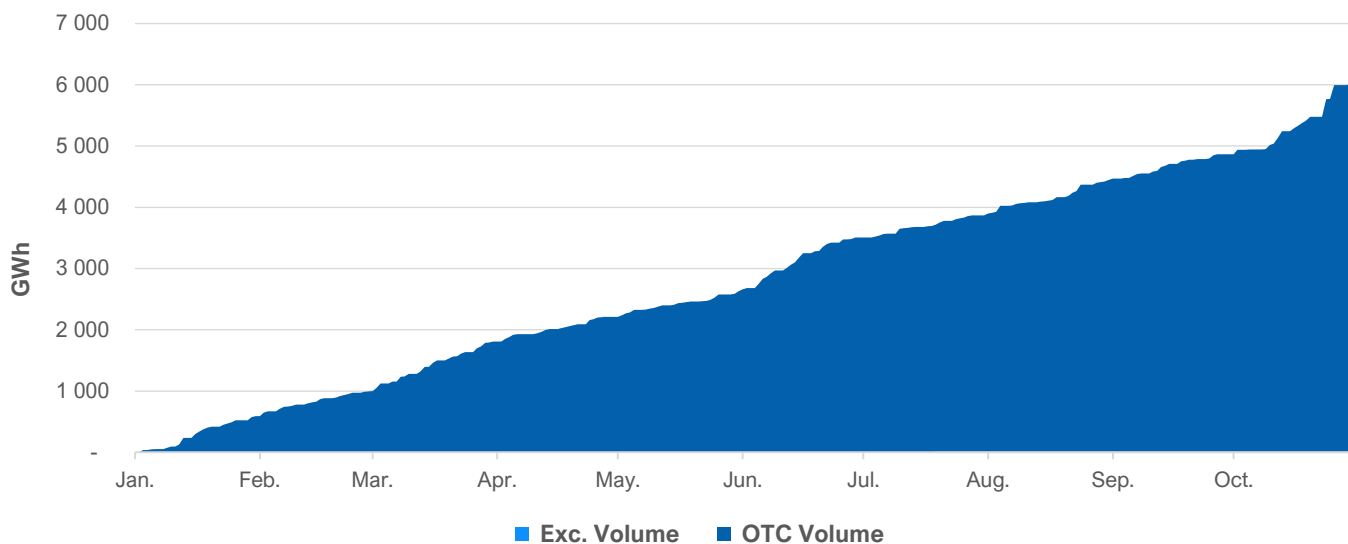
Total Traded Volume: 1 177 843 MWh

Volume Charts


Monthly Volumes



Yearly Cumulative Volume

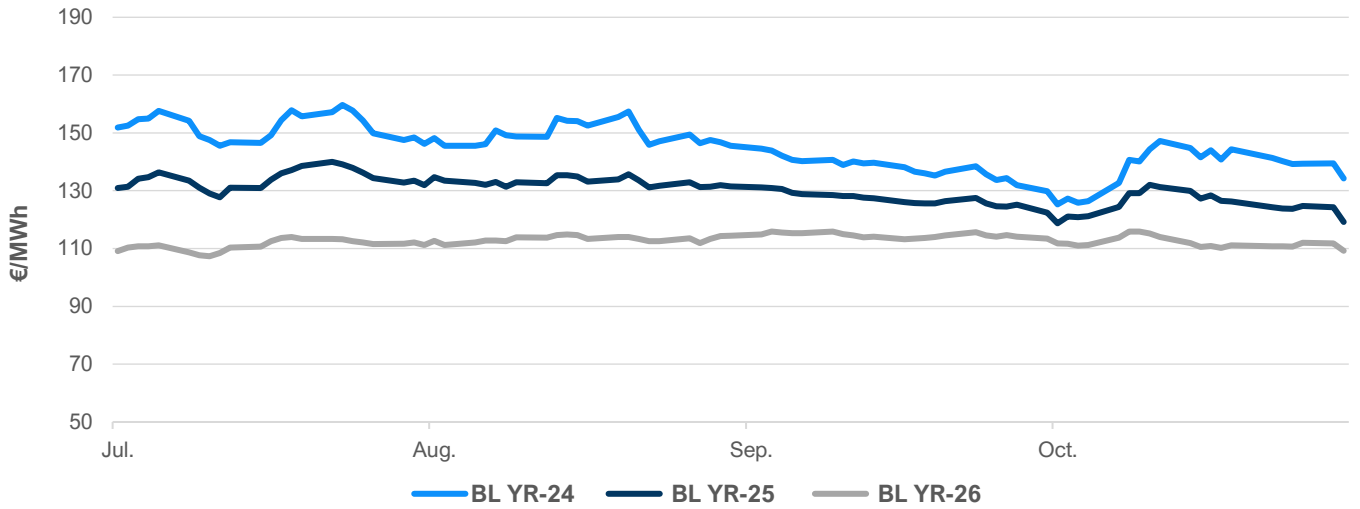


Exchange vs. OTC Volume

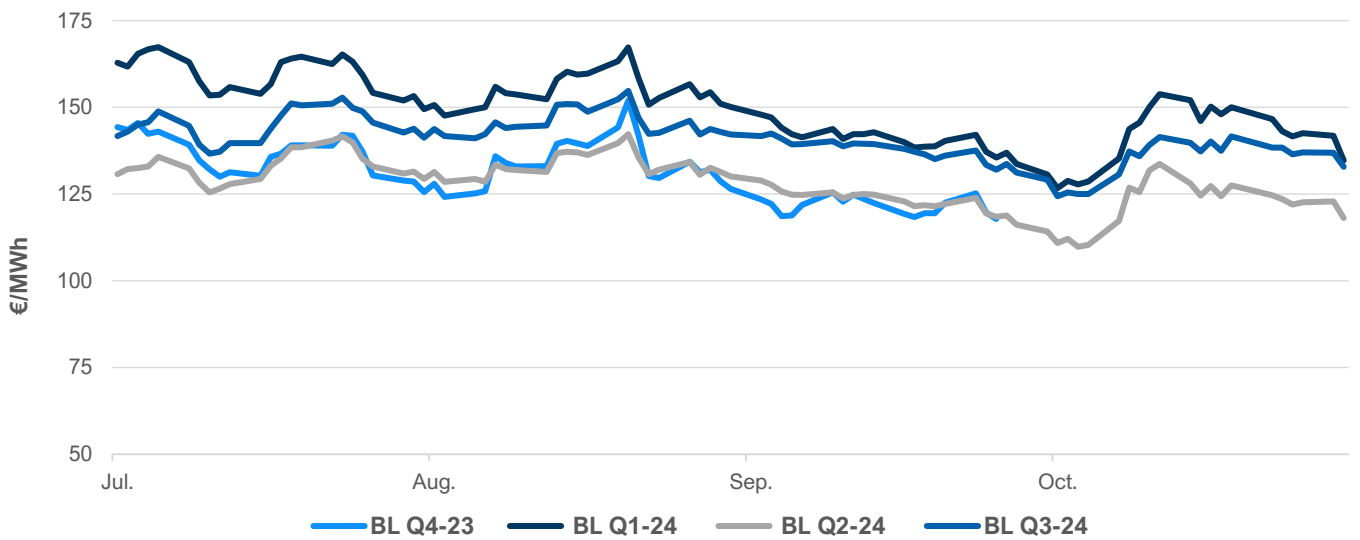


Settlement Prices

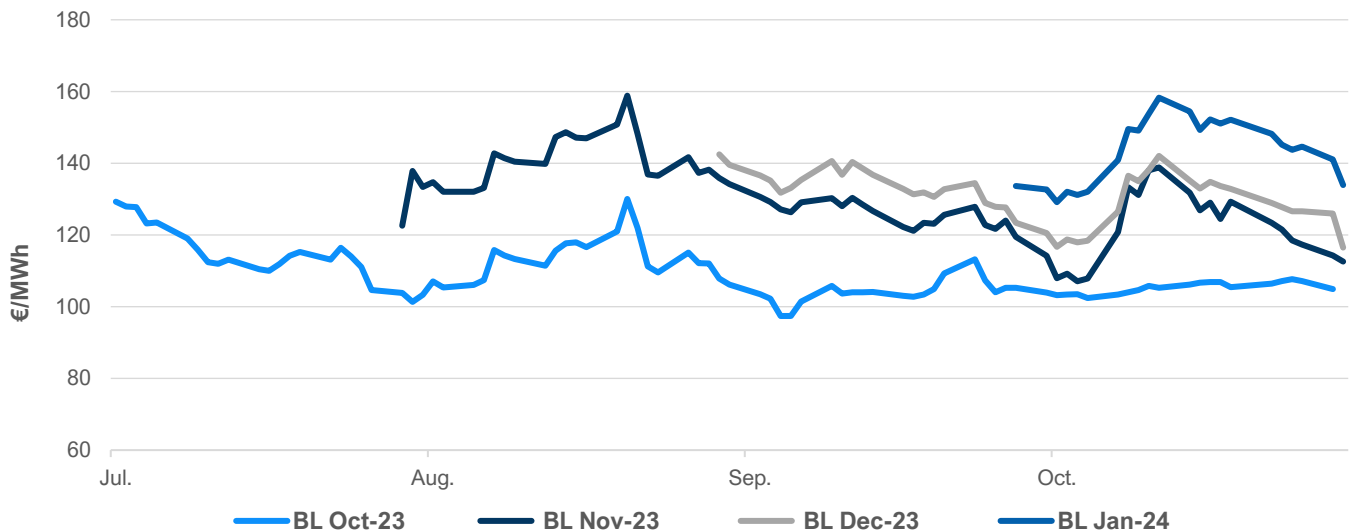
Yearly Products



Quarterly Products

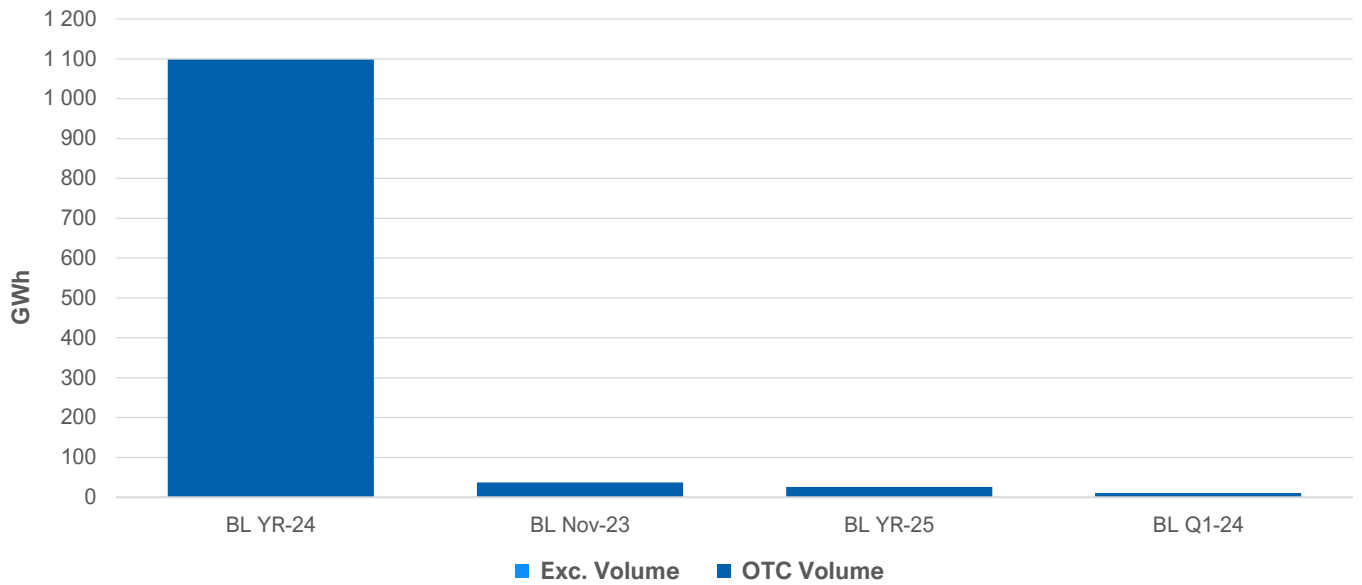


Monthly Products



Volume Distribution

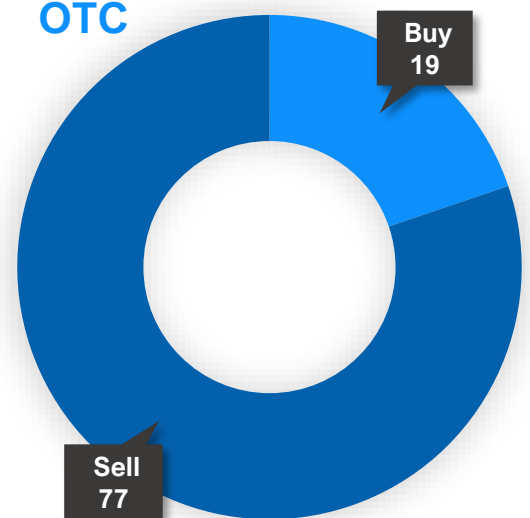
Volume by Product



Agressor Bias

Exchange

OTC



Averages of Yearly Products

Baseload

BL YR-24	137,56
BL YR-25	125,18
BL YR-26	112,08

Peakload

PL YR-24	156,56
PL YR-25	147,68
PL YR-26	134,40

Thank You for Your Attention!