

Volume

2 019 GWh
(71% MoM)

of Trades

110
(15% MoM)

Daily Record

360 GWh
2023.11.23.

Product w/ Highest Vol.

BL YR-24
1 651 GWh

Product w/ Most Deals

BL YR-24
50

HUDEX Power

Monthly Report

/November 2023

In November, the total traded volume on HUDEX Power increased by **71%** to **2 019 291 MWh** compared to 1 177 843 MWh in October. The average daily volume was **96 157** MWh; the highest daily volume was **360 408** MWh on 2023.11.23. business day. HUDEX Power ended the month with 31 members.

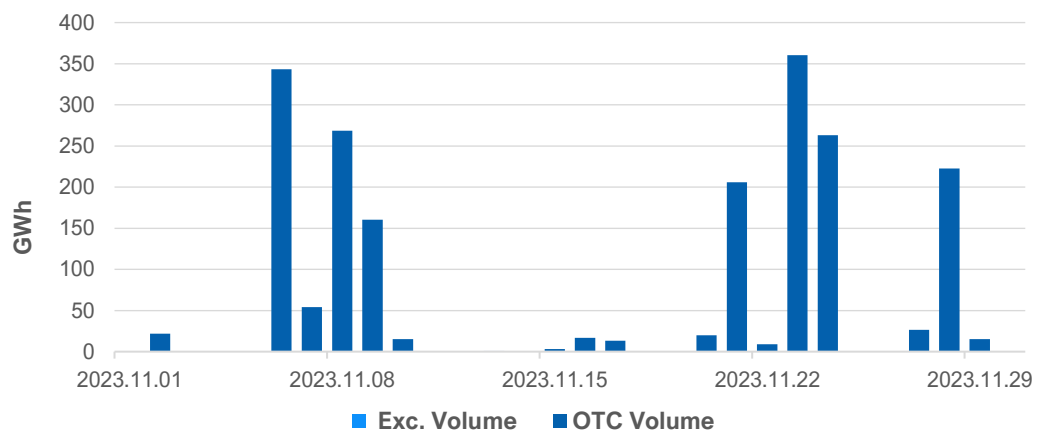
Summary of Results

Volume Data	Monthly (MWh)	Change MoM (%)	YTD (MWh)
Total Traded Volume	2 019 291	71%	8 065 302
Exchange Volume	-	-	8 138
OTC Volume	2 019 291	71%	8 057 164
Average Daily Volume	96 157	71%	34 764
Highest Daily Volume	360 408	28%	360 408

Expired BL Products

Product	FSP (€/MWh)	Total Volume (MWh)	# of Trades
BL Wk44-23	69,73	-	-
BL Wk45-23	97,75	-	-
BL Wk46-23	99,16	1 680	1
BL Wk47-23	108,94	3 696	3
BL Nov-23	99,38	40 320	44
BL Q4-23	117,82	755 478	160

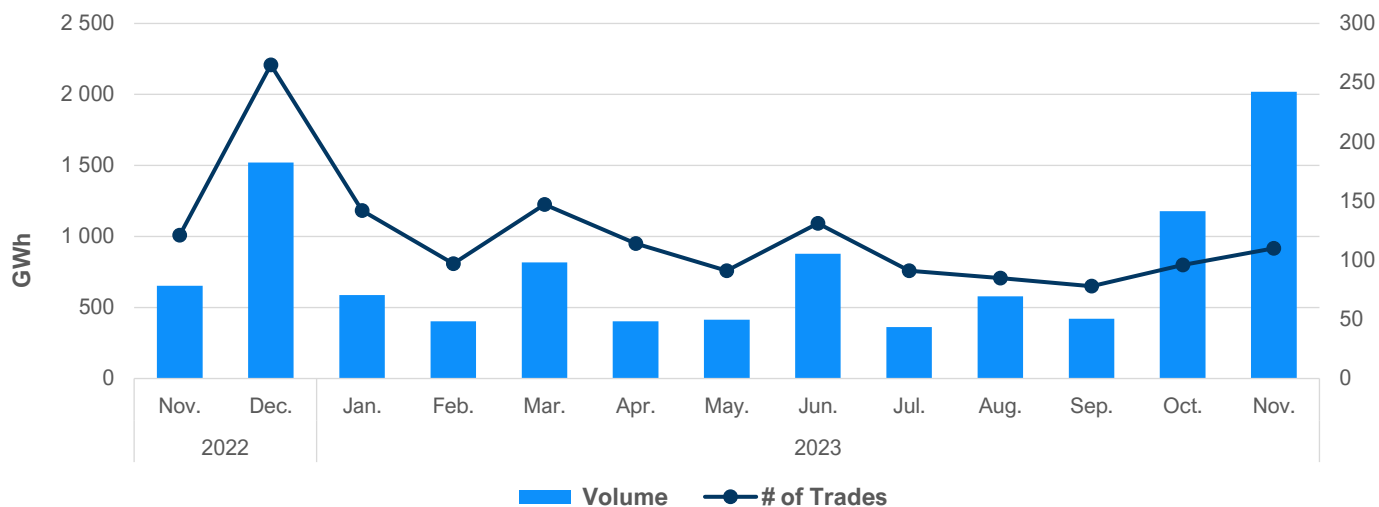
Daily Volumes



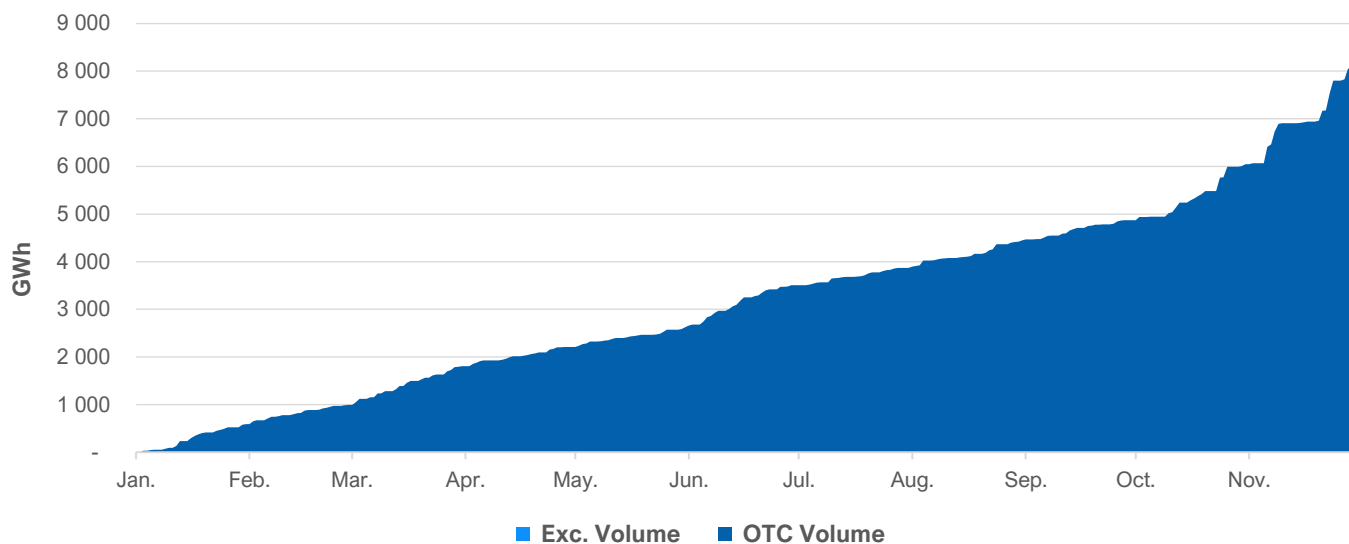
Total Traded Volume: 2 019 291 MWh

Volume Charts


Monthly Volumes



Yearly Cumulative Volume

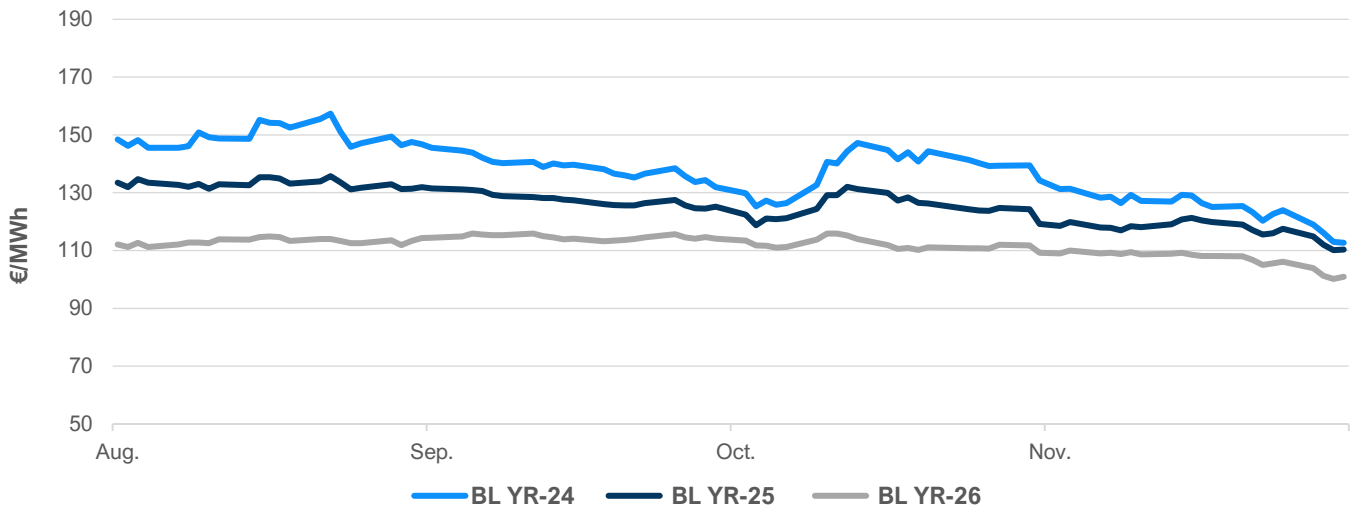


Exchange vs. OTC Volume

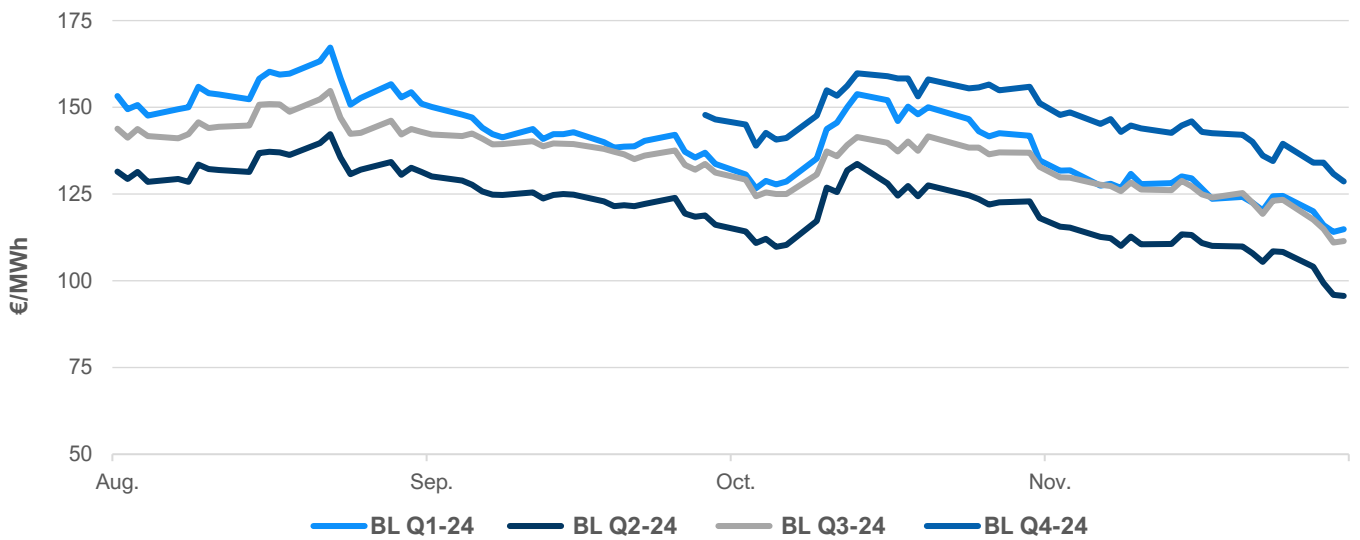


Settlement Prices

Yearly Products



Quarterly Products

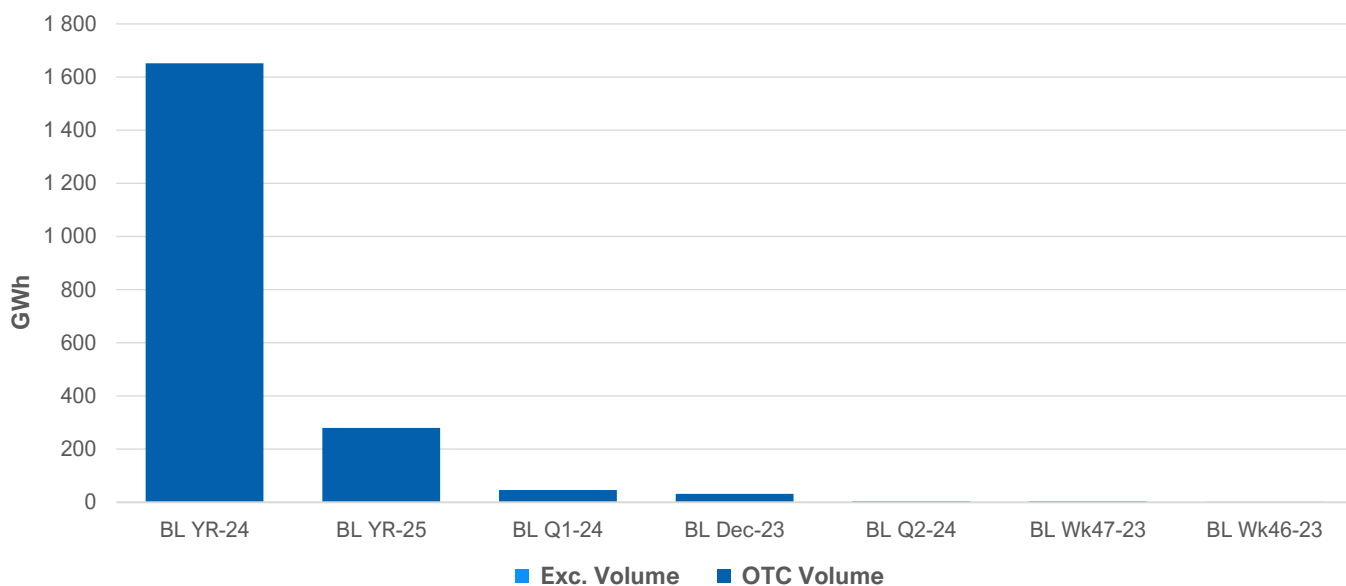


Monthly Products



Volume Distribution

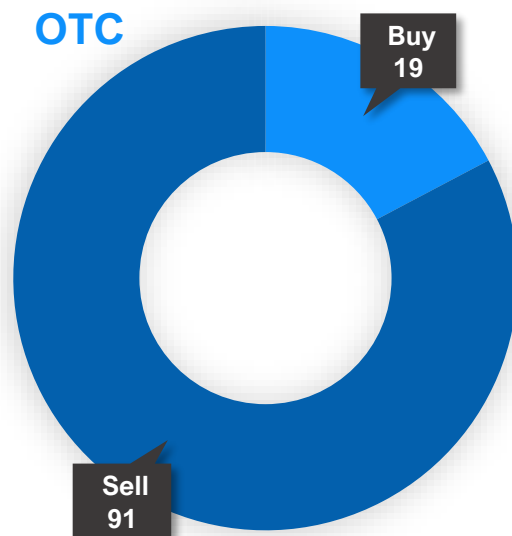
Volume by Product



Agressor Bias

Exchange

OTC



Averages of Yearly Products

Baseload

BL YR-24	124,55
BL YR-25	117,22
BL YR-26	106,90

Peakload

PL YR-24	142,48
PL YR-25	136,52
PL YR-26	126,87

Thank You for Your Attention!