

# HUDEX Power

## Monthly Report

### /May 2023

In May, the total traded volume on HUDEX Power increased by **3%** to **414 215 MWh** compared to 402 744 MWh in April. The average daily volume was **19 725 MWh**; the highest daily volume was **51 172 MWh** on 2023.05.26. business day. HUDEX Power ended the month with 28 members.

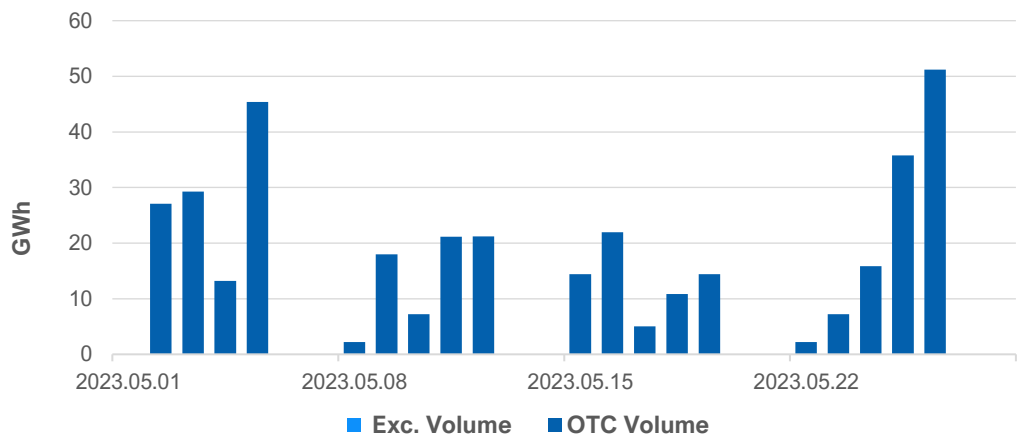
### Summary of Results

Volume Data	Monthly (MWh)	Change MoM (%)	YTD (MWh)
Total Traded Volume	414 215	3%	2 626 022
Exchange Volume	-	-	-
OTC Volume	414 215	3%	2 626 022
Average Daily Volume	19 725	-12%	25 495
Highest Daily Volume	51 172	-21%	103 543

### Expired BL Products

Product	FSP (€/MWh)	Total Volume (MWh)	# of Trades
BL Wk17-23	101,89	-	-
BL Wk18-23	93,66	-	-
BL Wk19-23	99,45	-	-
BL Wk20-23	84,43	-	-
BL Wk21-23	86,91	-	-
BL May-23	88,19	167 400	70
BL Q2-23	118,88	805 896	131

### Daily Volumes



**Total Traded Volume: 414 215 MWh**

Volume

**414 GWh**  
(3% MoM)

# of Trades

**91**  
(-20% MoM)

Daily Record

**51 GWh**  
2023.05.26.

Product w/  
Highest Vol.

**BL YR-24**  
202 GWh

Product w/  
Most Deals

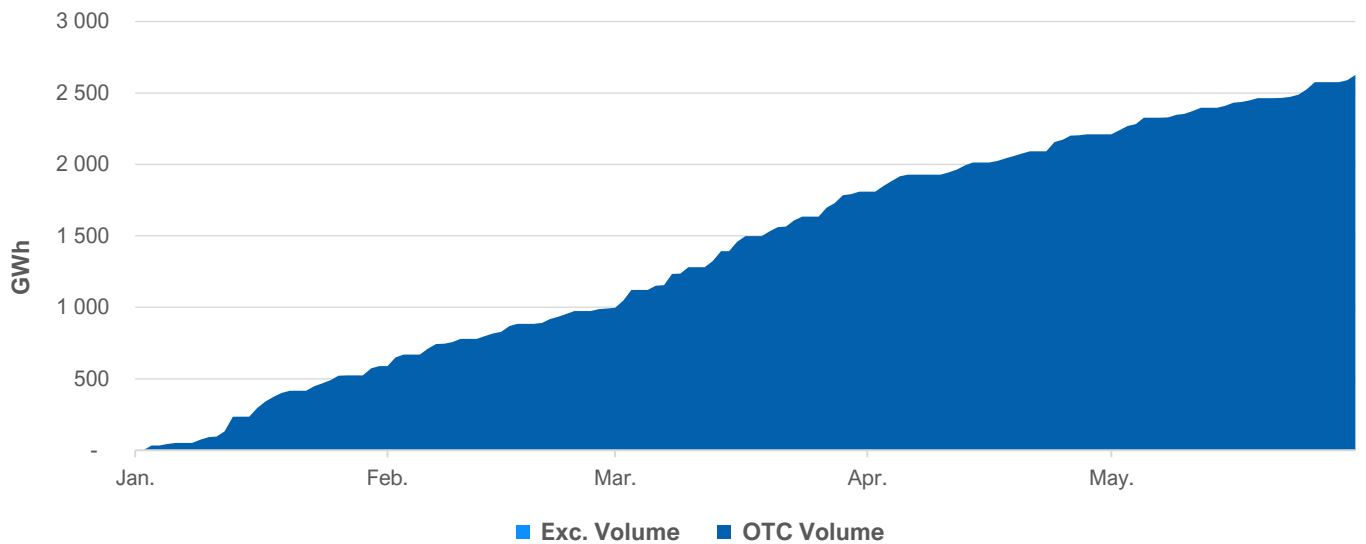
**BL Jun-23**  
53

# Volume Charts


## Monthly Volumes



## Yearly Cumulative Volume

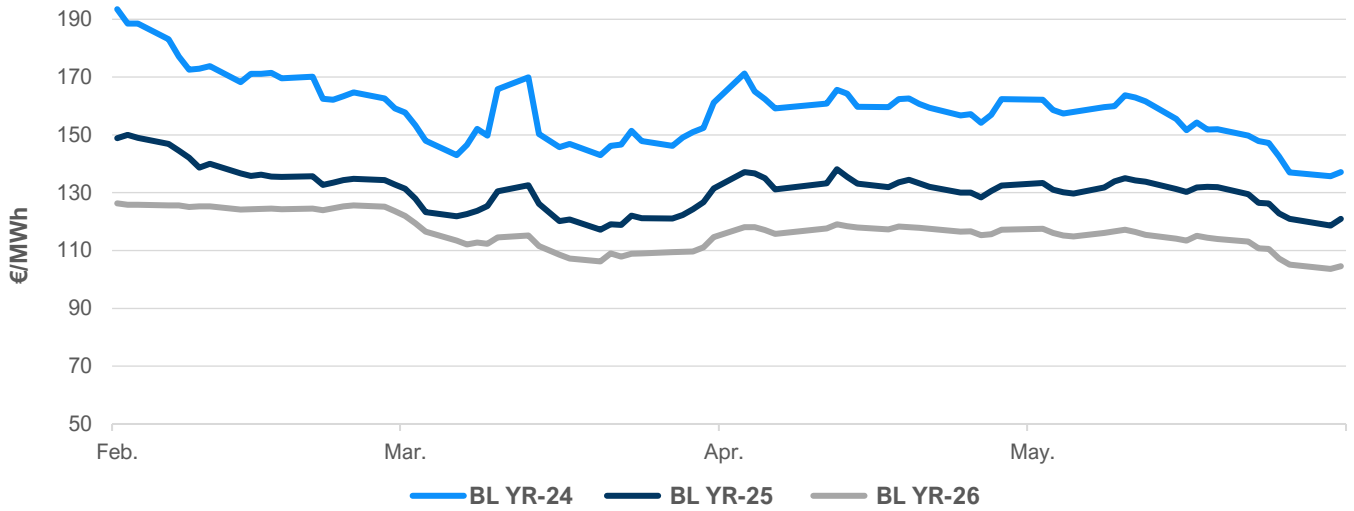


## Exchange vs. OTC Volume

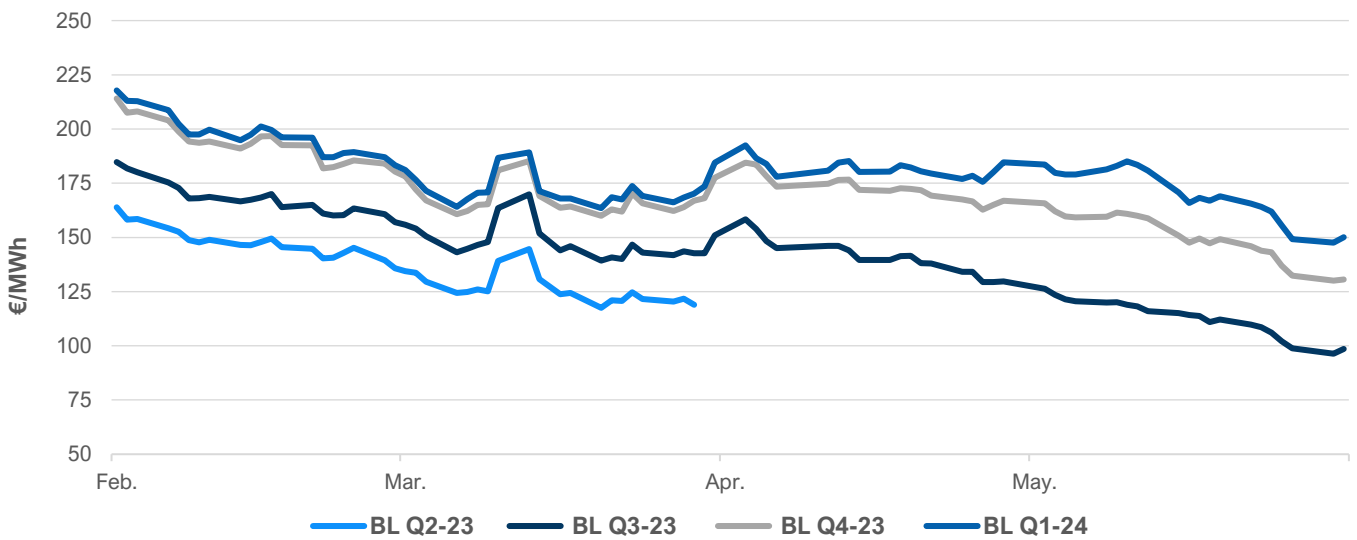


# Settlement Prices

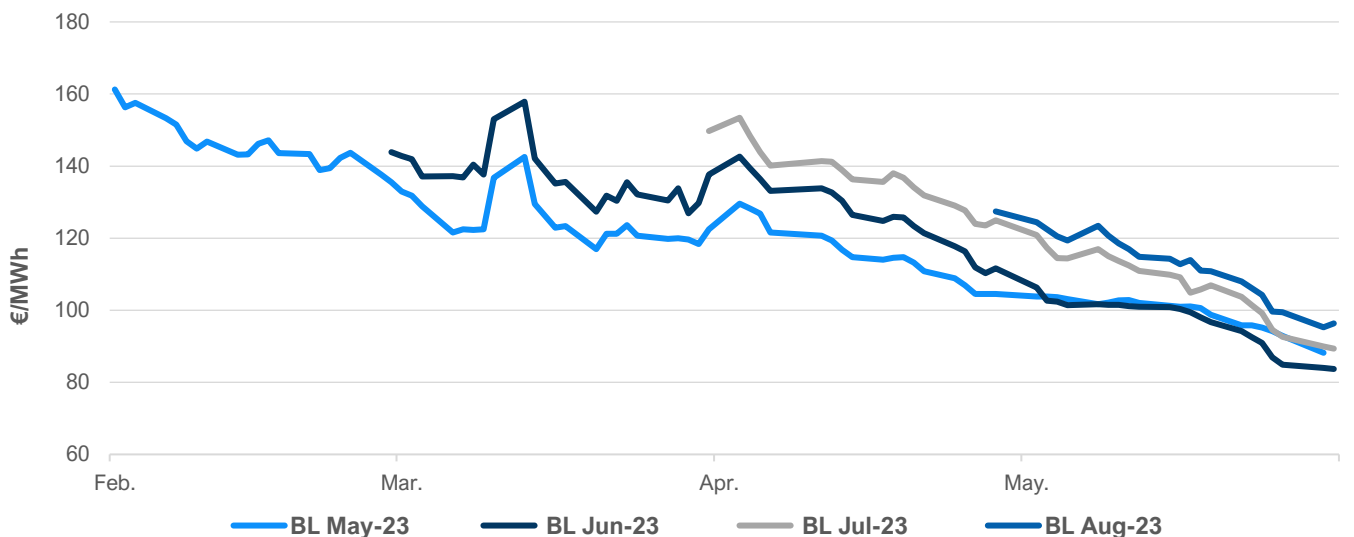
## Yearly Products



## Quarterly Products

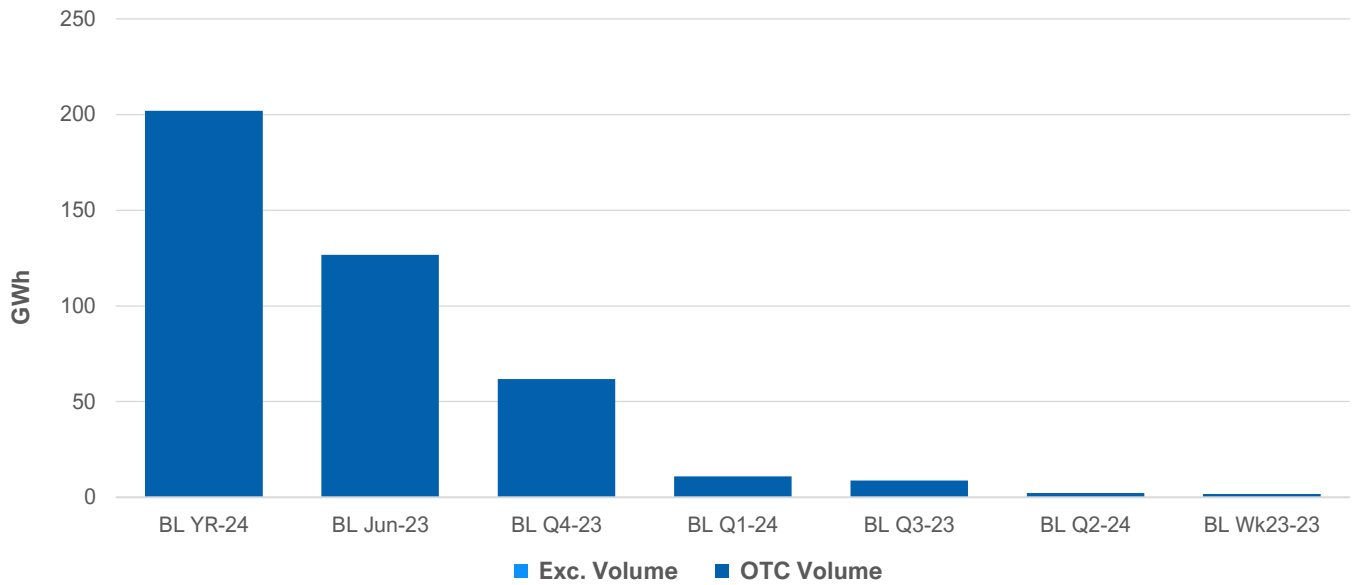


## Monthly Products



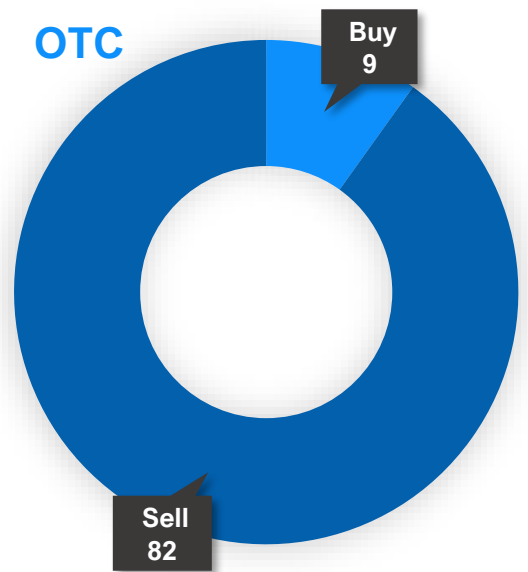
# Volume Distribution

## Volume by Product



## Agressor Bias

### Exchange



## Averages of Yearly Products

Baseload	
BL YR-24	152,69
BL YR-25	129,34
BL YR-26	112,92

Peakload	
PL YR-24	181,93
PL YR-25	158,71
PL YR-26	138,11

Thank You for Your Attention!