

Monthly Report (September 2021)

In September the total and average daily traded volume was 330 773 MWh and 15 035 MWh respectively. The volume of the registered OTC deals was 1 053 224 MWh. The number of admitted members was 23 in the examined month.



Admitted Members

- | | | |
|---------------------------|--------------------------------------|-------------------------------------|
| →Alpiq Energy SE | →EP Commodities a.s. | →MET Austria Energy Trade GmbH |
| →BC-Energiakereskedő Kft. | →Freepoint Commodities Europe LLP | →MOL Magyar Olaj- és Gázipari Nyrt. |
| →CEZ, a.s. | →GEN-I d.o.o. | →MVM Partner Zrt. |
| →Danske Commodities A/S | →HEP d.d. | →OMV Marketing and Trading GmbH |
| →EDF Trading Limited | →Holding Slovenske Elektrarne d.o.o. | →RWE Supply & Trading GmbH |
| →EDS International SK | →LE Trading a.s. | →Sinergy Energiakereskedő Kft. |
| →Enel Trade S.p.A. | →Magyar Áramszolgáltató Kft. | →Uniper Global Commodities SE |
| →Energy Financing Team | →MAVIR ZRt. | |

Partners

- 42 Financial Services, a.s. (broker)
- ARRACO Global Markets Ltd. (broker)
- Griffin Markets Limited (broker)
- ICAP Energy AS (broker)
- Tradition Financial Services Ltd. (broker)

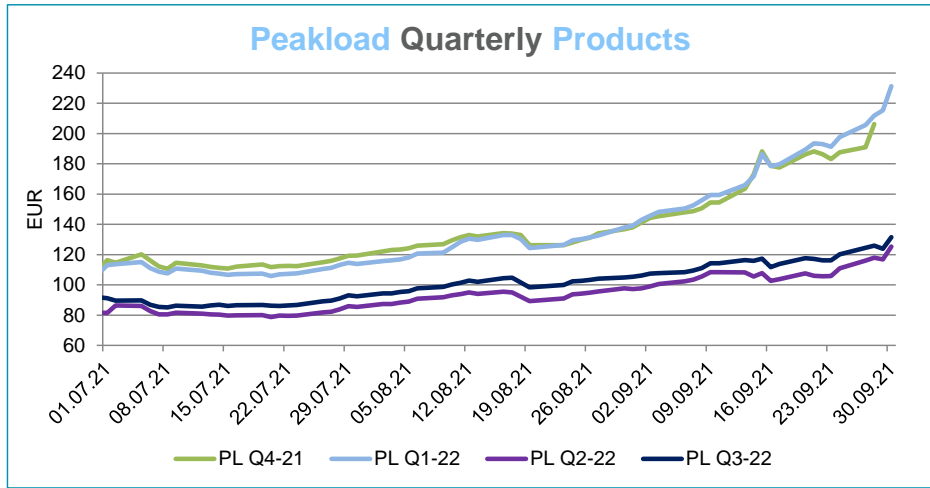
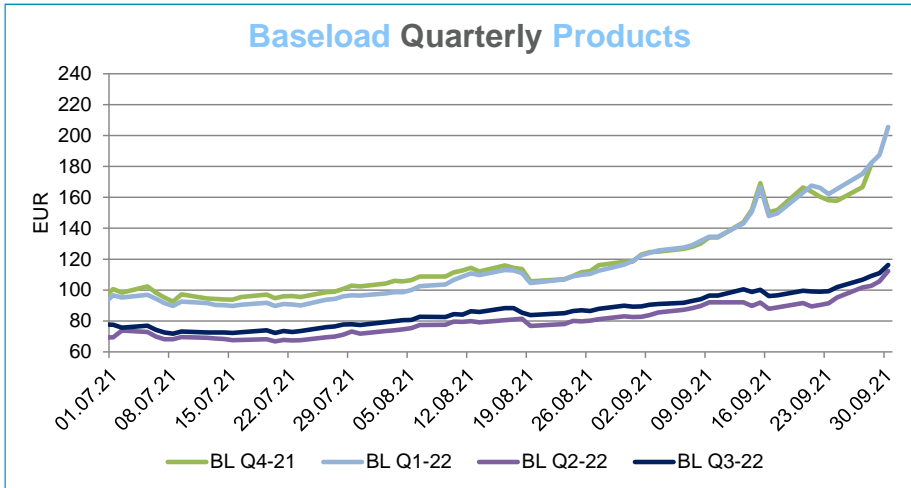
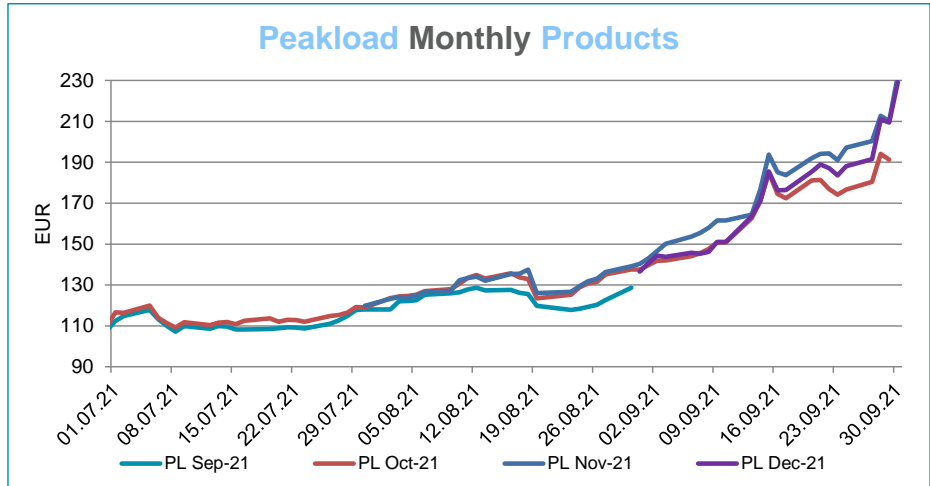
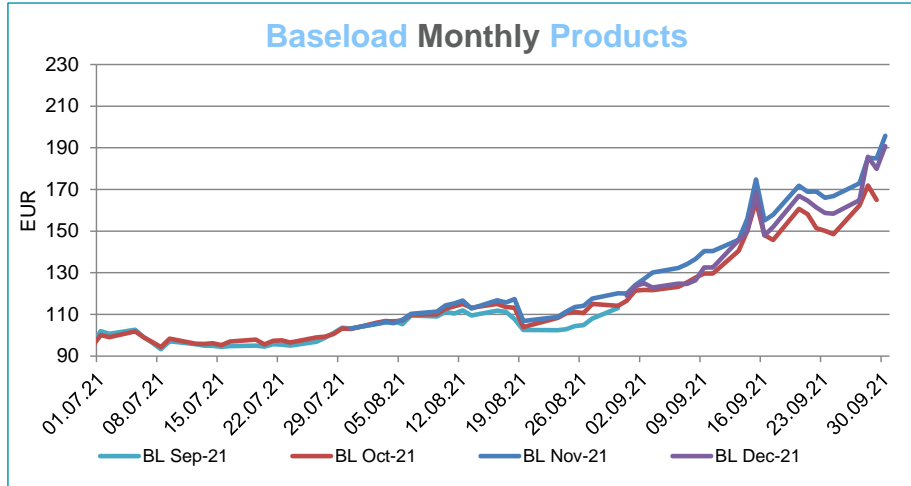
Instruments	BASE_avg	Low	High	PEAK_avg	Low	High
WK-36	113,66	109,74	117,57			
WK-37	120,21	109,60	129,52			
WK-38	130,08	111,03	166,82			
WK-39	136,15	113,71	161,24			
WK-40	145,02	118,80	170,35			
WK-41	155,45	138,79	178,18			
WK-42	156,98	147,54	170,99			
WK-43	162,09	149,49	171,57			
Oct-21	144,38	121,37	171,87	166,66	139,79	194,11
Nov-21	156,93	124,03	195,72	180,80	143,04	232,40
Dec-21	151,18	122,90	190,79	174,50	140,64	229,11
Q4-21	148,03	122,90	180,88	170,63	141,17	206,20
Q1-22	153,73	122,51	205,62	179,34	142,90	231,29
Q2-22	92,38	82,68	112,37	107,49	97,65	125,25
Q3-22	99,04	89,46	116,33	115,84	106,15	131,51
YR-22	110,36	95,60	137,87	127,94	112,32	155,40
YR-23	82,56	78,49	90,45	97,40	92,62	106,15
YR-24	73,49	70,43	78,18	87,03	83,33	92,56
Final Settlement Price of Expired Products						
Instruments	BASE			PEAK		
Wk35-21	110,61			-		
Wk36-21	126,23			-		
Wk37-21	144,61			-		
Wk38-21	140,57			-		
Sep-21	135,10			154,00		
Q4-21	180,88			206,20		

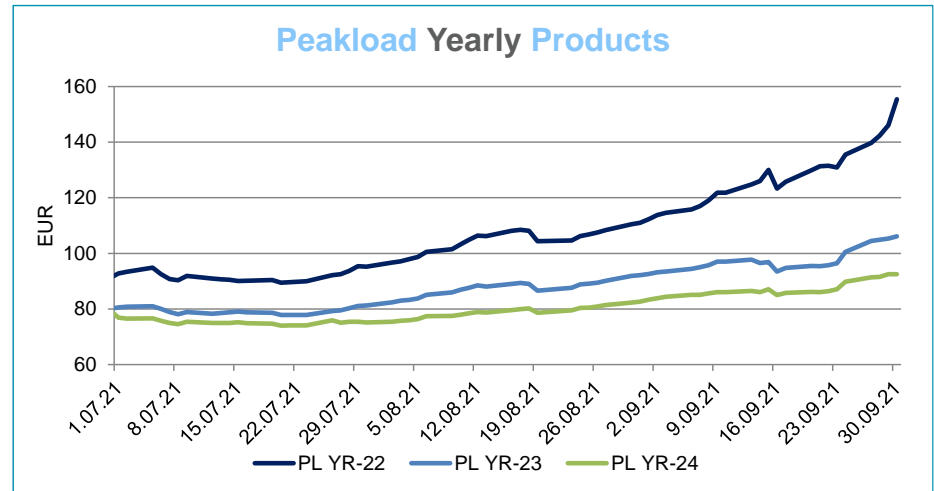
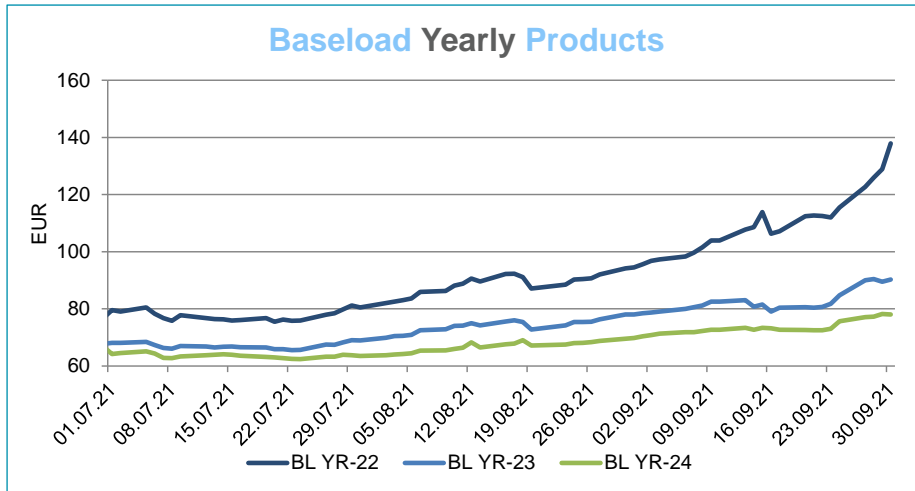
For information purposes only

HUDEX Market Operations

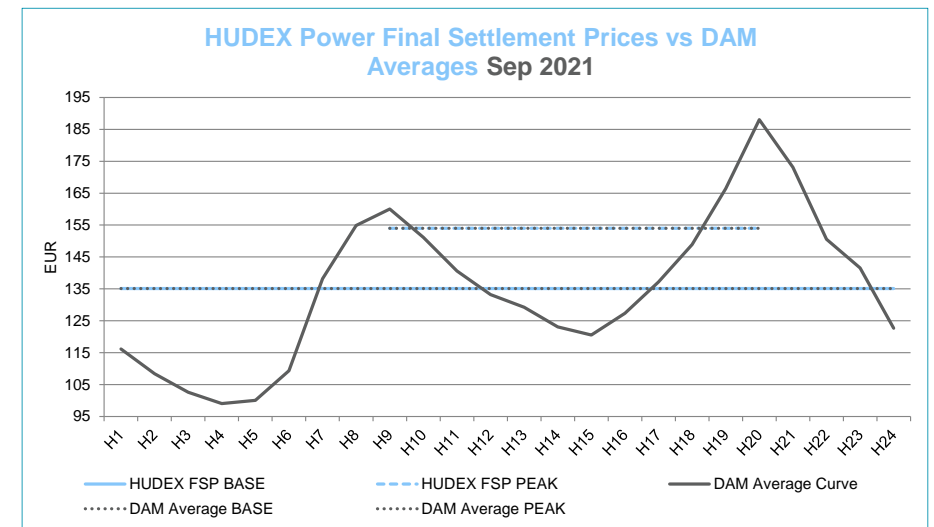
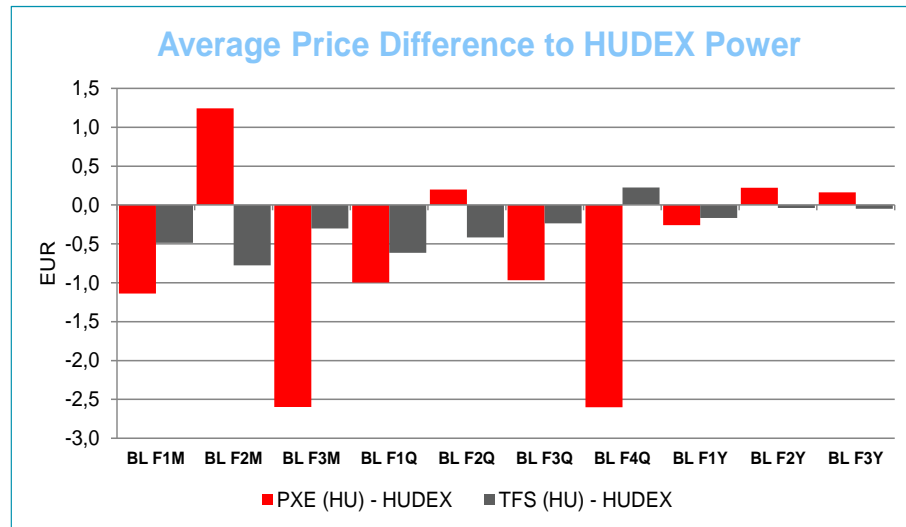
Trading Period: 09/2021

Settlement Prices





Average Price Difference and Final Settlement Prices

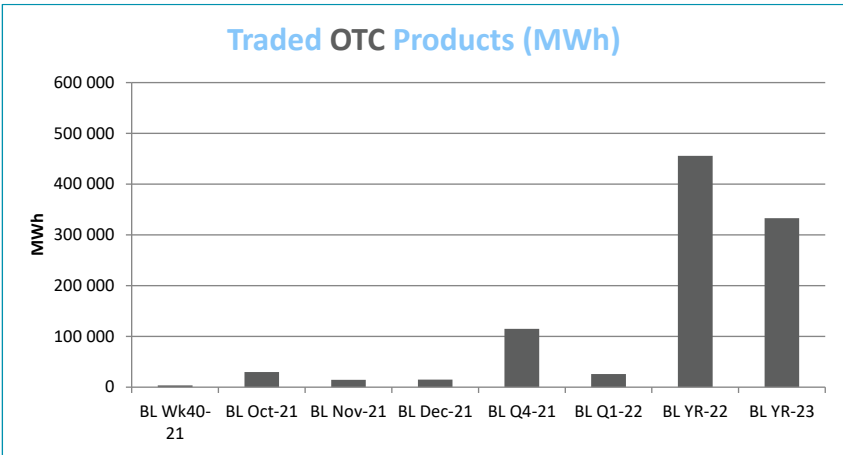
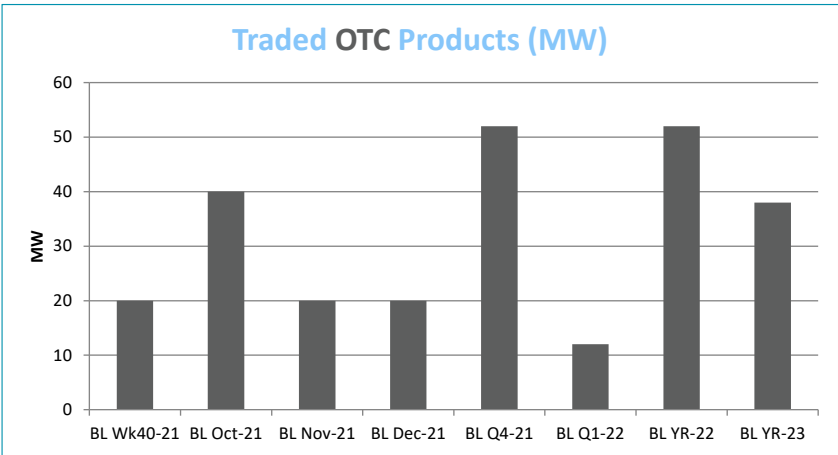
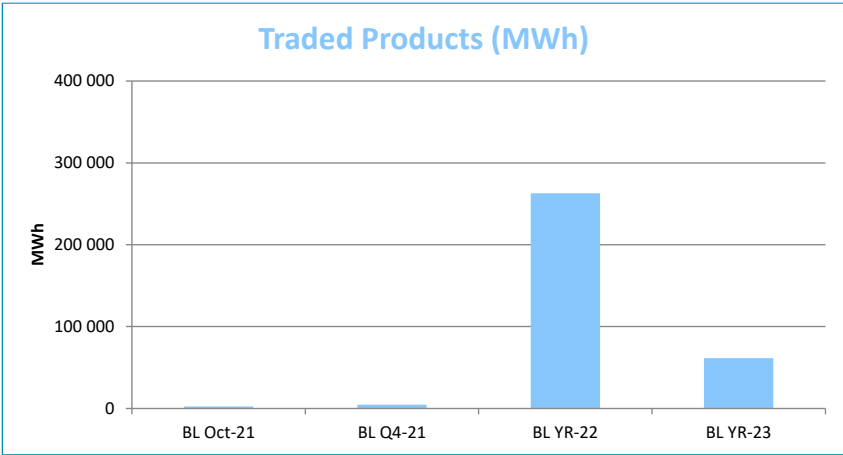
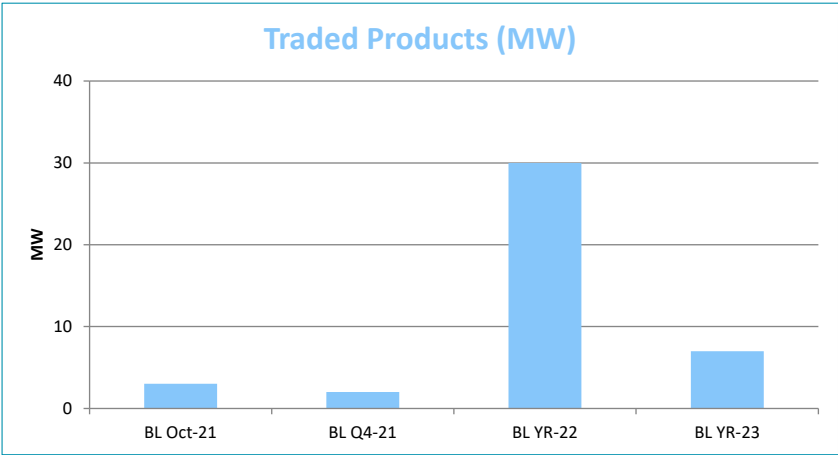


For information purposes only

HUDEX Market Operations

Trading Period: 09/2021

Traded Products in September



Monthly volumes

