

Monthly Report (October 2021)

In October the total and average daily traded volume was 401 160 MWh and 19 103 MWh respectively. The volume of the registered OTC deals was 905 974 MWh. The number of admitted members was 22 in the examined month.



## Admitted Members

- |                           |                                      |                                     |
|---------------------------|--------------------------------------|-------------------------------------|
| →Alpiq Energy SE          | →EP Commodities a.s.                 | →MOL Magyar Olaj- és Gázipari Nyrt. |
| →BC-Energiakereskedő Kft. | →Freepoint Commodities Europe LLP    | →MVM Partner Zrt.                   |
| →CEZ, a.s.                | →GEN-I d.o.o.                        | →OMV Marketing and Trading GmbH     |
| →Danske Commodities A/S   | →HEP d.d.                            | →RWE Supply & Trading GmbH          |
| →EDF Trading Limited      | →Holding Slovenske Elektrarne d.o.o. | →Sinergy Energiakereskedő Kft.      |
| →EDS International SK     | →Magyar Áramszolgáltató Kft.         | →Uniper Global Commodities SE       |
| →Enel Trade S.p.A.        | →MAVIR ZRt.                          |                                     |
| →Energy Financing Team    | →MET Austria Energy Trade GmbH       |                                     |

## Partners

- 42 Financial Services, a.s. (broker)
- ARRACO Global Markets Ltd. (broker)
- Griffin Markets Limited (broker)
- ICAP Energy AS (broker)
- Tradition Financial Services Ltd. (broker)

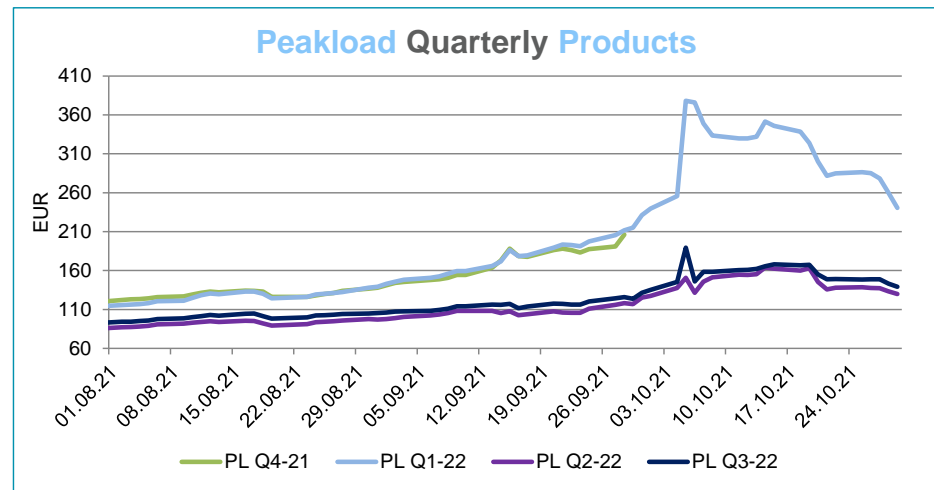
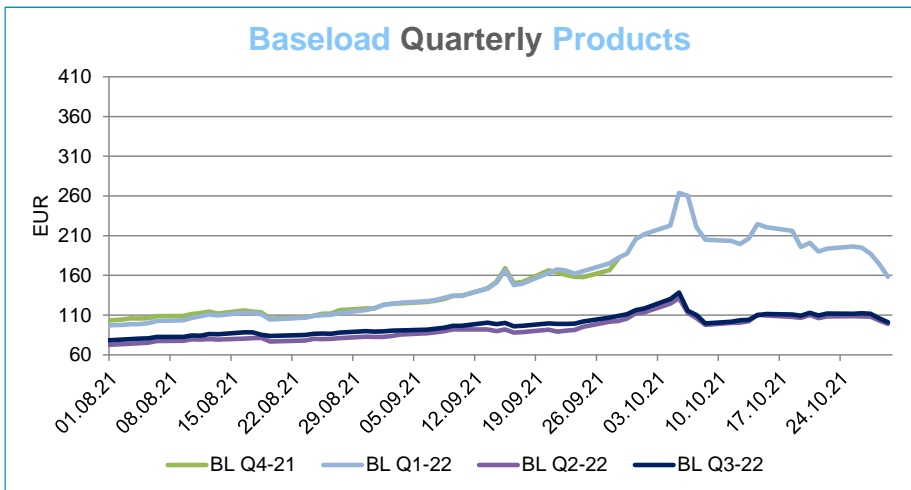
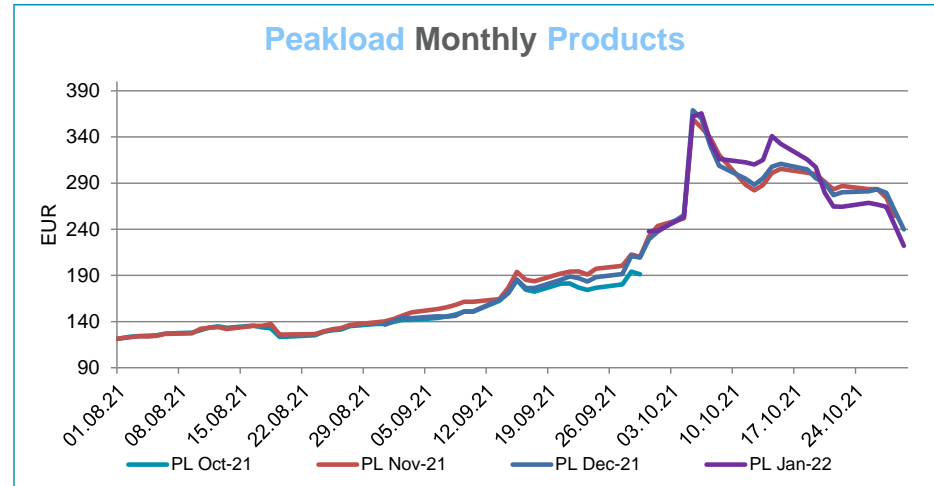
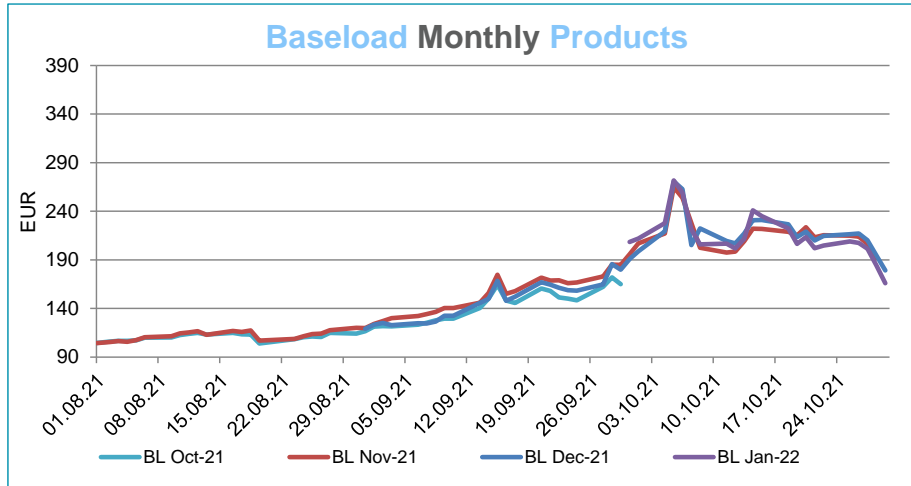
Instruments	BASE_avg	Low	High	PEAK_avg	Low	High
WK-41	214,32	192,42	238,60			
WK-42	203,84	185,20	241,55			
WK-43	203,05	171,57	249,08			
WK-44	210,57	176,26	246,48			
WK-45	209,09	181,44	222,00			
WK-46	210,85	176,18	219,96			
WK-47	207,58	182,98	218,57			
WK-48	181,70	181,70	181,70			
Nov-21	216,74	191,70	264,82	294,32	243,47	359,28
Dec-21	217,90	179,20	270,74	292,76	237,17	368,81
Jan-22	214,79	166,10	271,64	294,17	222,06	365,51
Q1-22	206,98	158,15	263,80	309,56	239,70	378,03
Q2-22	108,34	97,65	131,53	145,47	127,52	163,95
Q3-22	111,43	99,61	138,45	155,52	135,10	189,42
Q4-22	118,37	109,24	133,54	168,63	137,93	184,97
YR-22	135,96	118,00	166,38	194,20	159,66	225,06
YR-23	89,88	85,05	97,38	127,12	107,81	137,19
YR-24	76,17	73,43	81,74	104,81	93,03	114,24
<b>Final Settlement Price of Expired Products</b>						
Instruments	BASE			PEAK		
Wk39-21	141,21			-		
Wk40-21	199,34			-		
Wk41-21	201,76			-		
Wk42-21	221,72			-		
Oct-21	197,16			238,08		

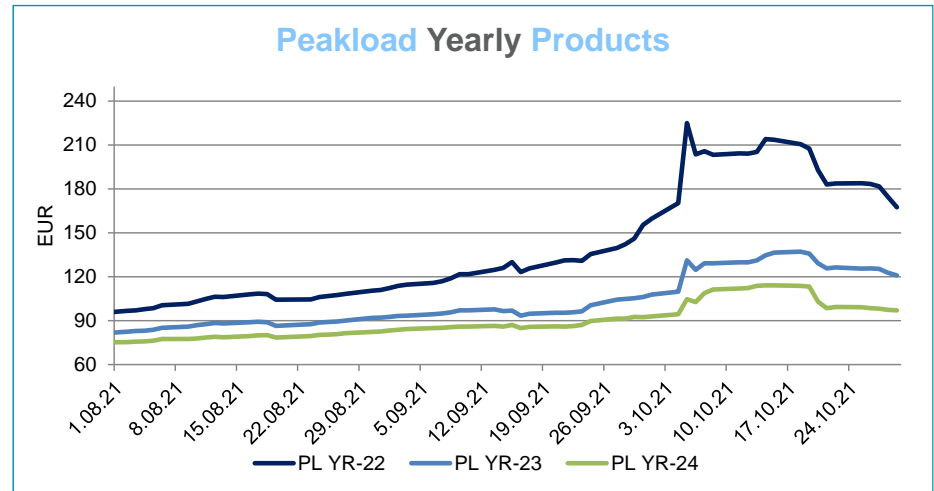
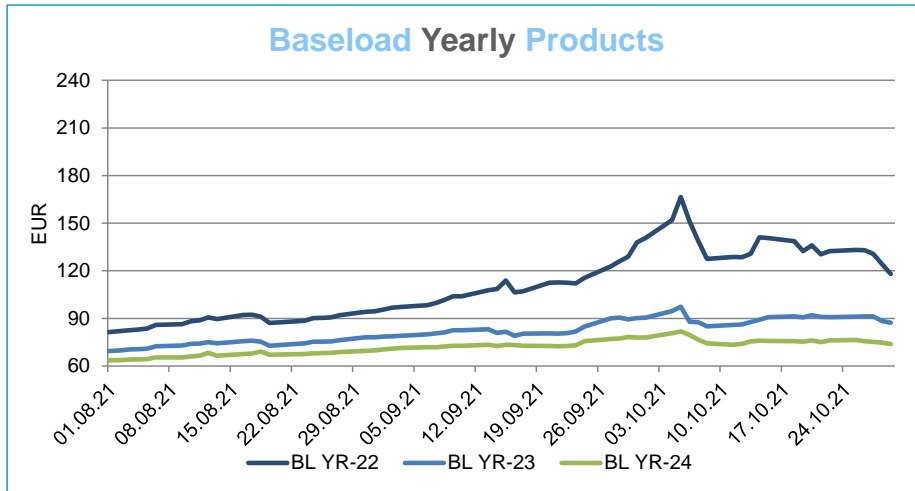
For information purposes only

HUDEX Market Operations

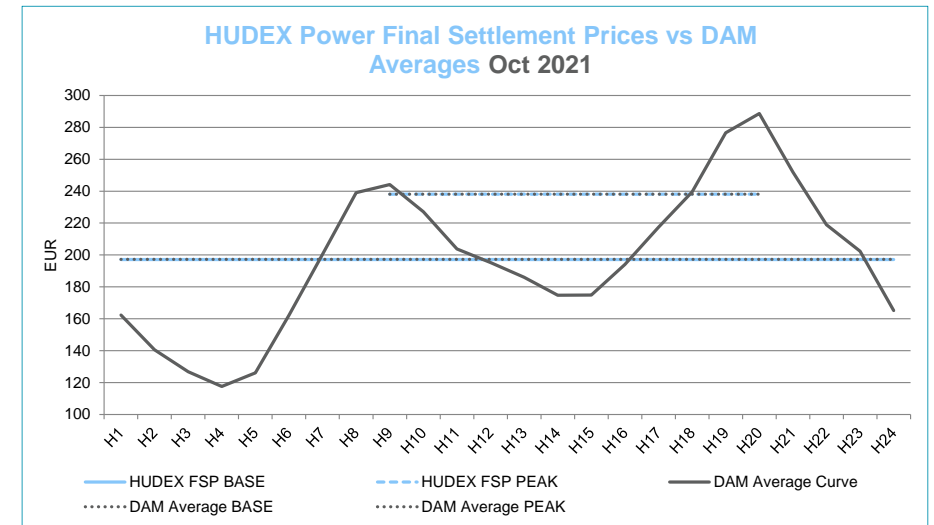
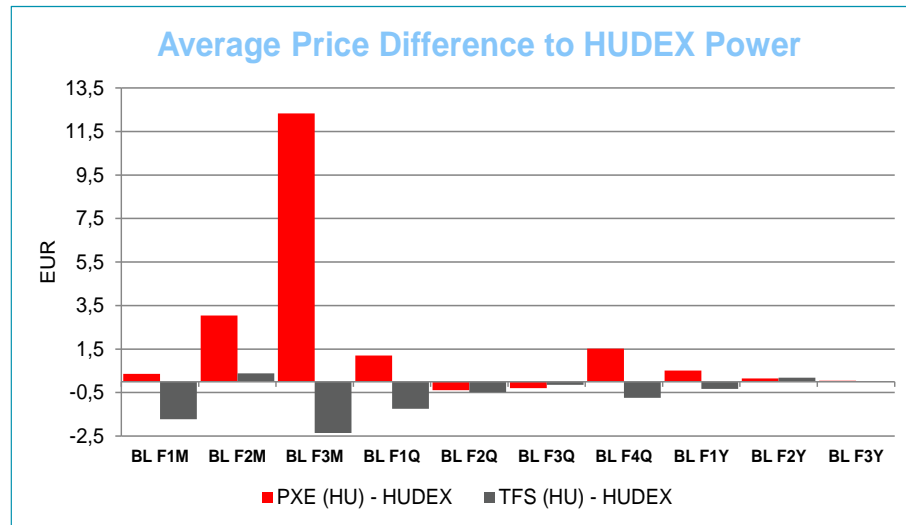
Trading Period: 10/2021

Settlement Prices





## Average Price Difference and Final Settlement Prices

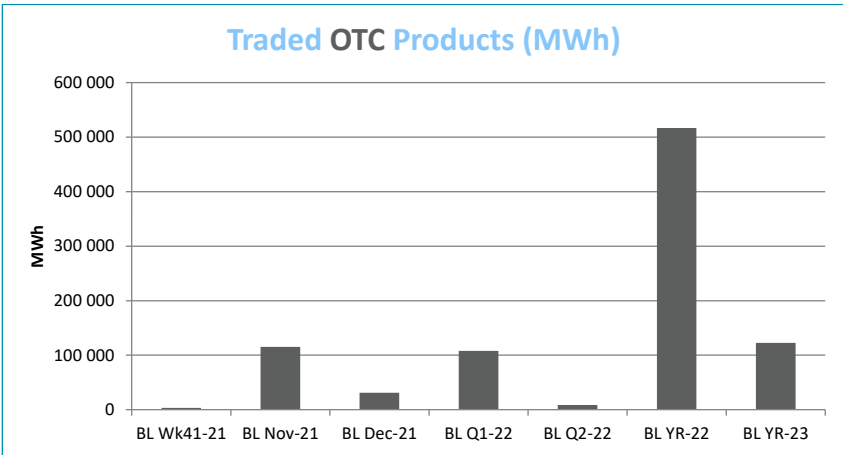
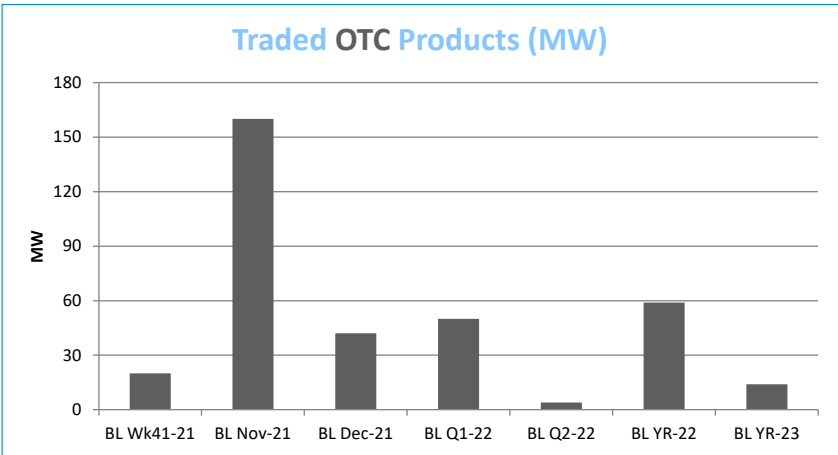
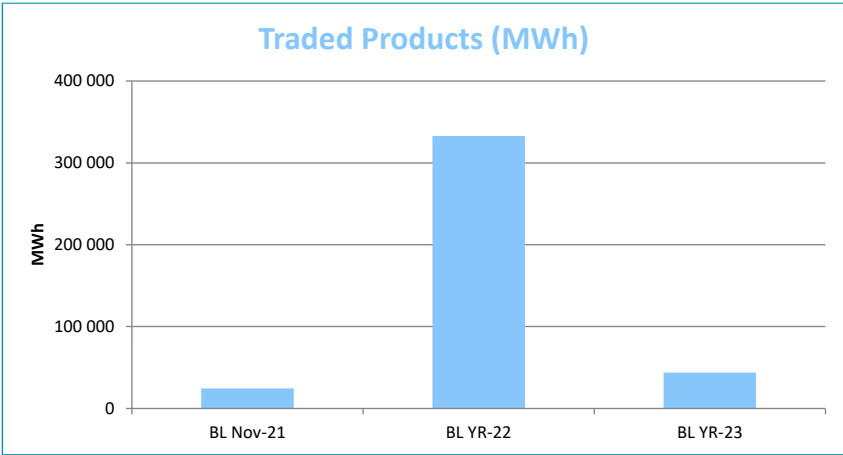
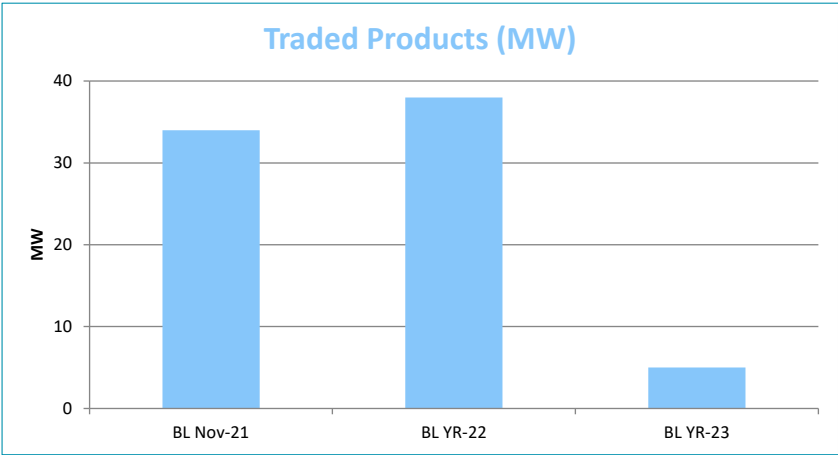


For information purposes only

HUDEX Market Operations

Trading Period: 10/2021

Traded Products in October



Monthly volumes

