

Monthly Report (August 2021)

In August the total and average daily traded volume was 124 850 MWh and 5 945 MWh respectively. The volume of the registered OTC deals was 519 902 MWh. The number of admitted members was 23 in the examined month.



Admitted Members

- | | | |
|---------------------------|--------------------------------------|-------------------------------------|
| →Alpiq Energy SE | →EP Commodities a.s. | →MET Austria Energy Trade GmbH |
| →BC-Energiakereskedő Kft. | →Freepoint Commodities Europe LLP | →MOL Magyar Olaj- és Gázipari Nyrt. |
| →CEZ, a.s. | →GEN-I d.o.o. | →MVM Partner Zrt. |
| →Danske Commodities A/S | →HEP d.d. | →OMV Marketing and Trading GmbH |
| →EDF Trading Limited | →Holding Slovenske Elektrarne d.o.o. | →RWE Supply & Trading GmbH |
| →EDS International SK | →LE Trading a.s. | →Sinergy Energiakereskedő Kft. |
| →Enel Trade S.p.A. | →Magyar Áramszolgáltató Kft. | →Uniper Global Commodities SE |
| →Energy Financing Team | →MAVIR ZRt. | |

Partners

- 42 Financial Services, a.s. (broker)
- ARRACO Global Markets Ltd. (broker)
- Griffin Markets Limited (broker)
- ICAP Energy AS (broker)
- Tradition Financial Services Ltd. (broker)

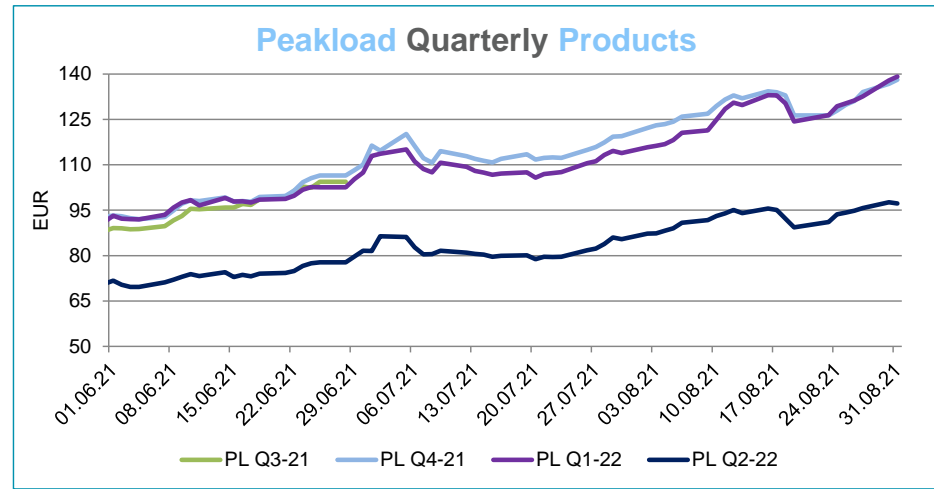
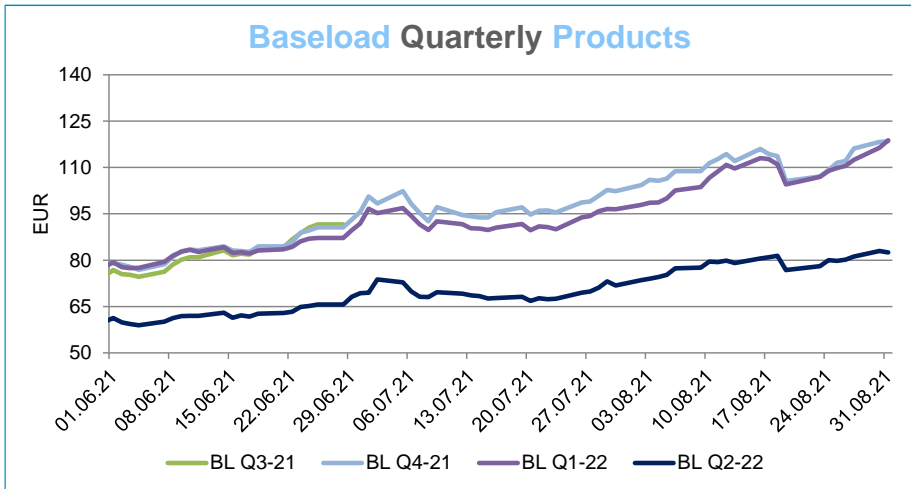
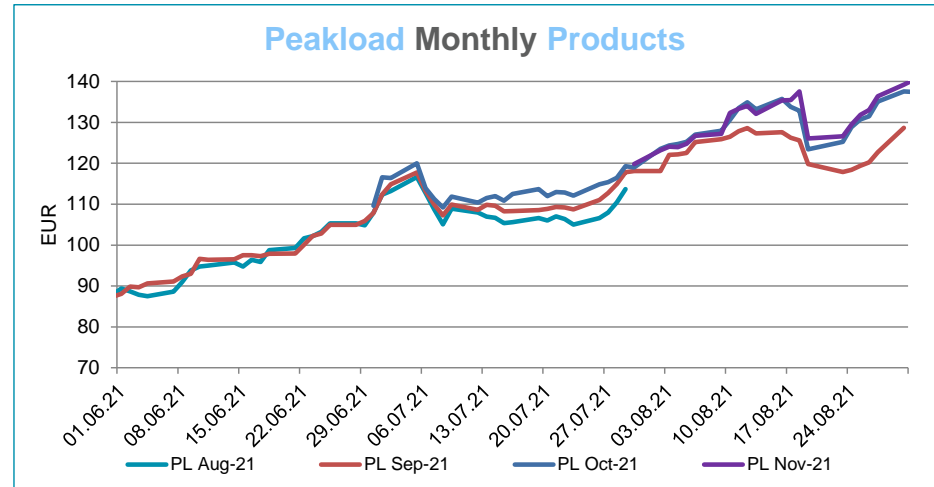
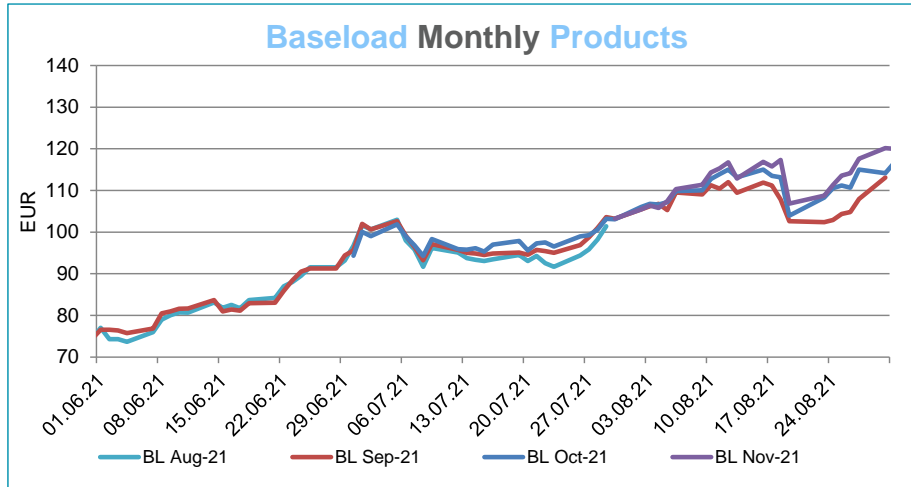
Instruments	BASE_avg	Low	High	PEAK_avg	Low	High
WK-32	106,79	99,62	110,39			
WK-33	112,59	102,24	120,28			
WK-34	112,78	94,51	118,75			
WK-35	108,56	100,74	118,35			
WK-36	108,99	103,15	113,67			
WK-37	107,40	102,94	114,83			
WK-38	106,21	102,83	111,29			
WK-39	110,23	108,17	111,39			
Sep-21	107,72	102,39	113,11	123,64	117,87	128,67
Oct-21	111,11	103,95	116,57	130,35	123,42	137,60
Nov-21	112,78	105,43	120,18	131,09	123,42	137,60
Q4-21	110,97	104,30	118,51	129,66	122,14	138,09
Q1-22	106,33	81,44	118,82	127,14	115,78	139,12
Q2-22	78,97	73,53	85,30	92,72	87,30	97,65
Q3-22	85,04	79,33	89,85	100,69	94,35	105,31
YR-22	88,76	82,01	94,49	104,65	96,75	111,05
YR-23	74,16	69,90	78,05	87,52	82,44	92,20
YR-24	66,96	63,80	69,81	78,99	75,40	82,66
Final Settlement Price of Expired Products						
Instruments	BASE			PEAK		
Wk30-21	103,49			-		
Wk31-21	113,17			-		
Wk32-21	114,45			-		
Wk33-21	104,17			-		
Wk34-21	107,93			-		
Aug-21	109,02			124,67		

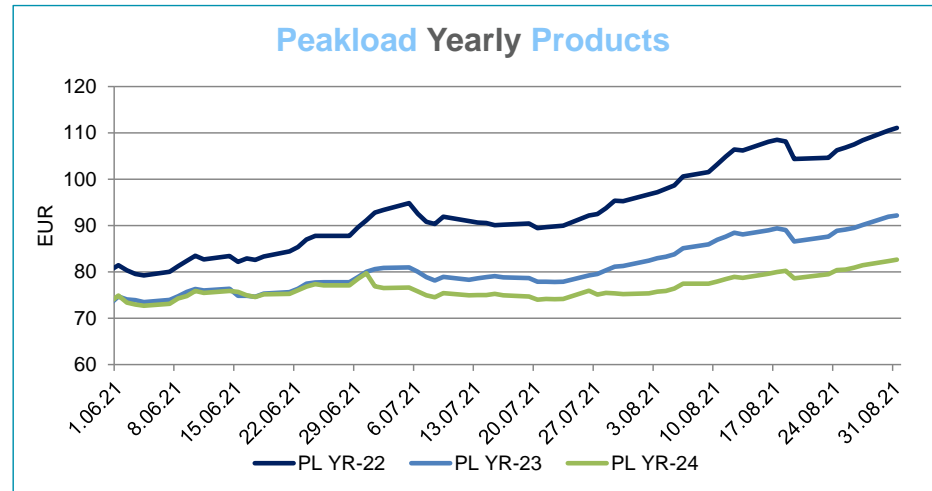
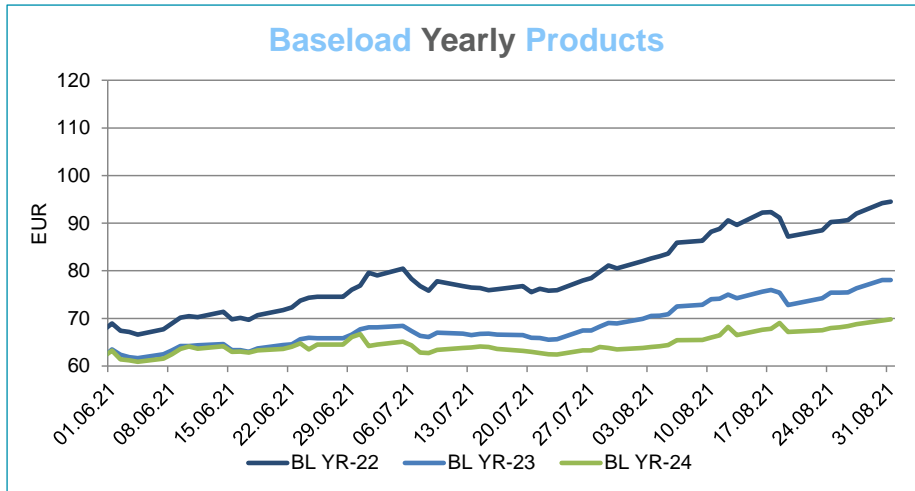
For information purposes only

HUDEX Market Operations

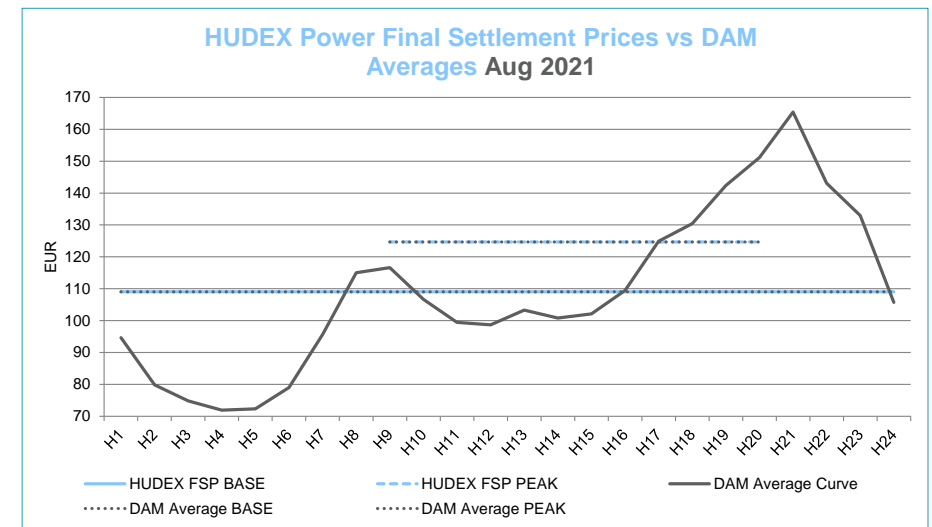
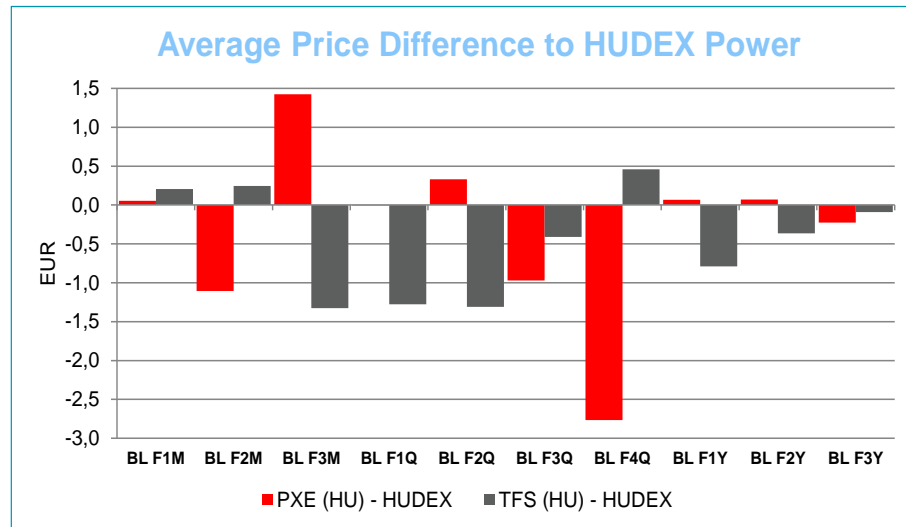
Trading Period: 08/2021

Settlement Prices





Average Price Difference and Final Settlement Prices

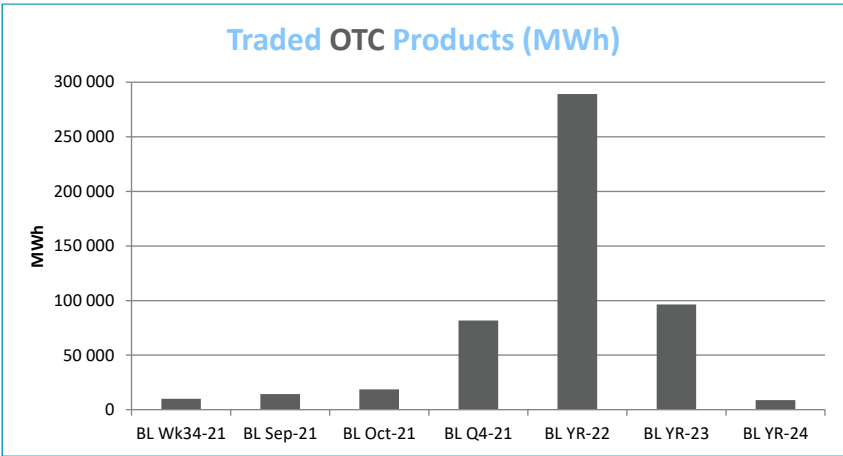
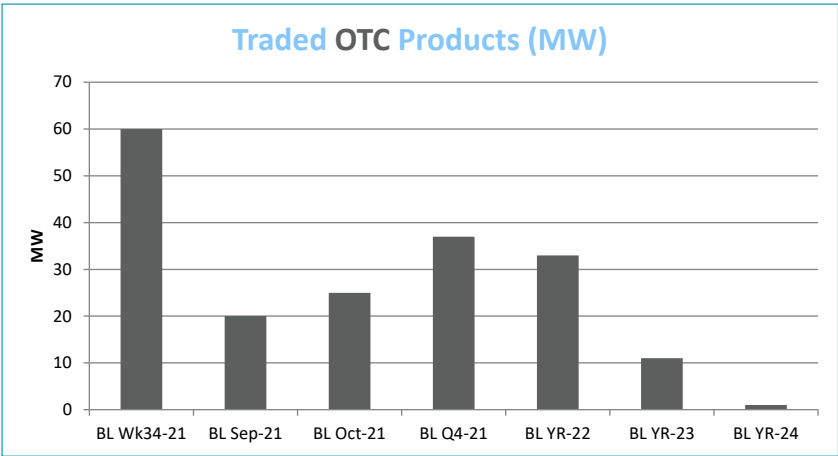
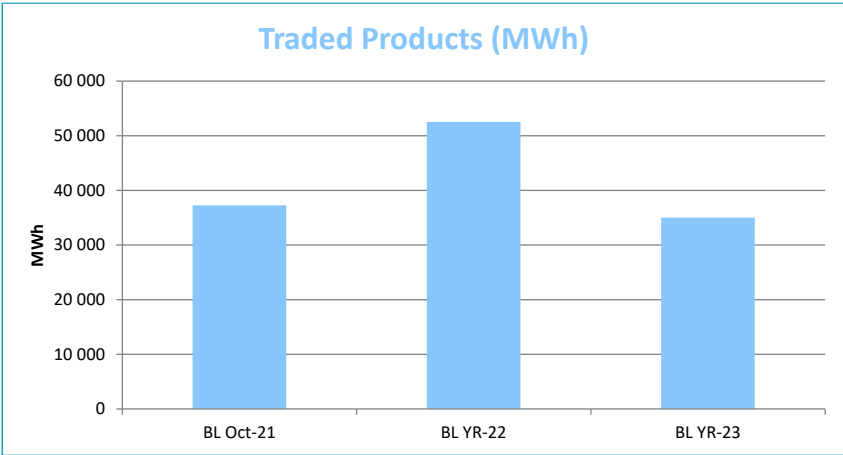
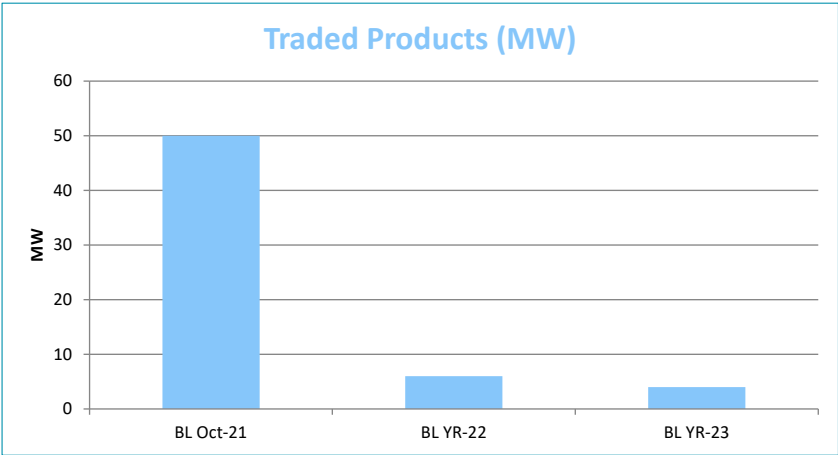


For information purposes only

HUDEX Market Operations

Trading Period: 08/2021

Traded Products in August



Monthly volumes

