

Monthly Report (September 2020)

In September the total and average daily traded volume was 626 470 MWh and 28 476 MWh respectively. The number of admitted members was 23 in the examined month.



## Admitted Members

- |                           |                                      |                                     |
|---------------------------|--------------------------------------|-------------------------------------|
| →Alpiq Energy SE          | →Freepoint Commodities Europe LLP    | →MET Austria Energy Trade GmbH      |
| →BC-Energiakereskedő Kft. | →GEN-I d.o.o.                        | →MOL Magyar Olaj- és Gázipari Nyrt. |
| →CEZ, a.s.                | →HEP d.d.                            | →MVM Partner Zrt.                   |
| →Danske Commodities A/S   | →Holding Slovenske Elektrarne d.o.o. | →OMV Marketing and Trading GmbH     |
| →EDF Trading Limited      | →LE Trading a.s.                     | →RWE Supply & Trading GmbH          |
| →EDS International SK     | →Magyar Áramszolgáltató Kft.         | →Sinergy Energiakereskedő Kft.      |
| →Enel Trade S.p.A.        | →Mátrai Erőmű Zrt.                   | →Uniper Global Commodities SE       |
| →EP Commodities a.s.      | →MAVIR ZRt.                          |                                     |

## Partners

- Tradition Financial Services Ltd. (broker)
- 42 Financial Services, a.s. (broker)
- ARRACO Global Markets Ltd. (broker)
- Griffin Markets Limited (broker)

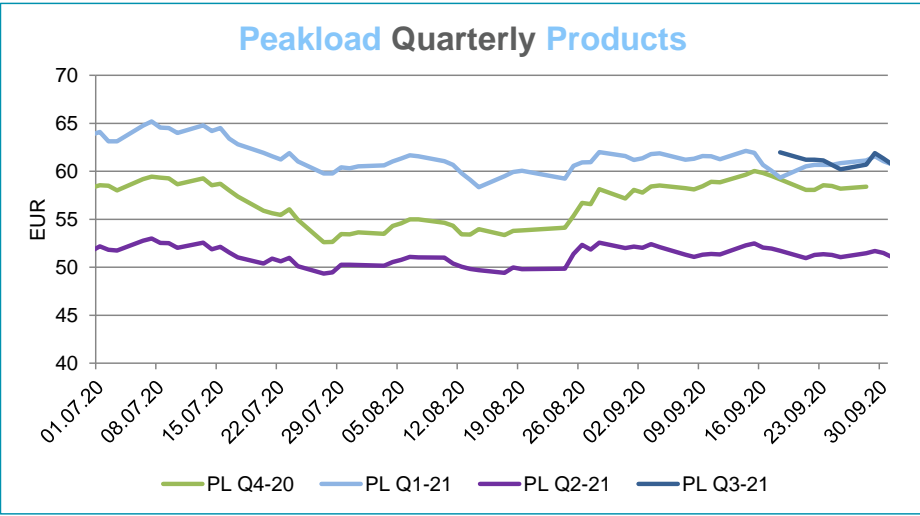
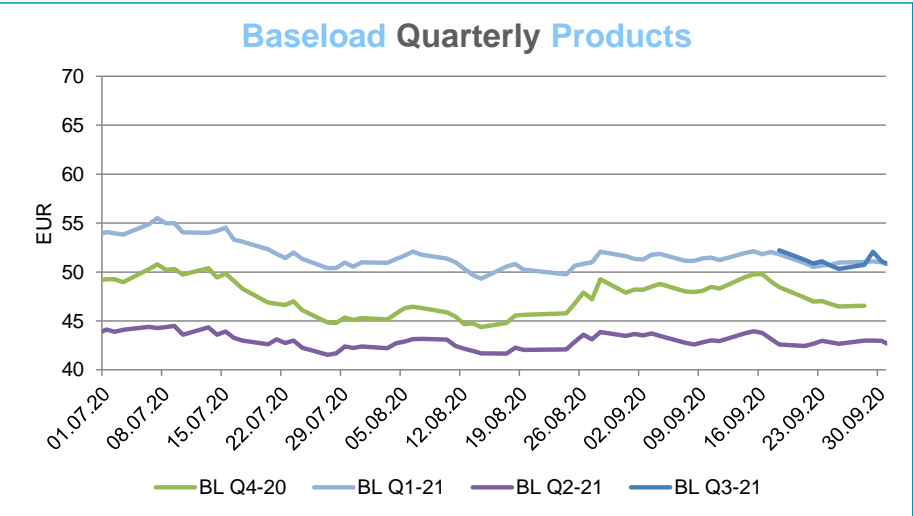
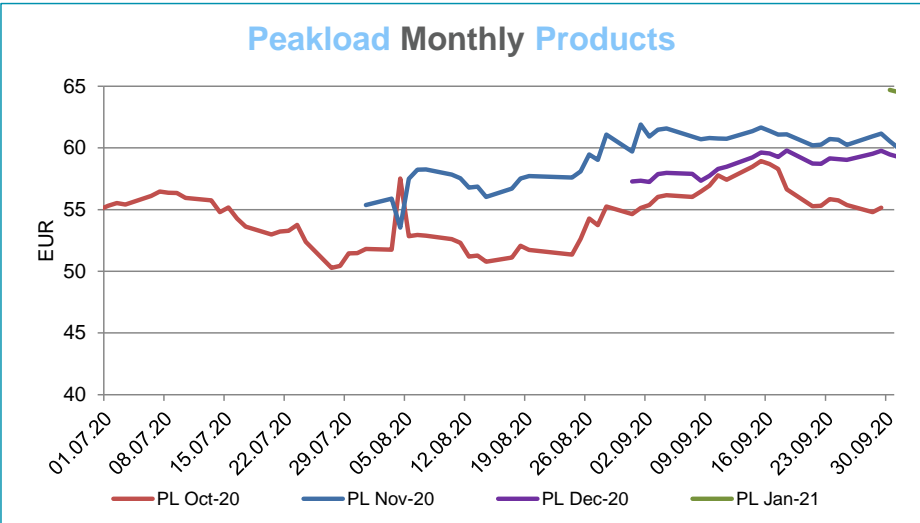
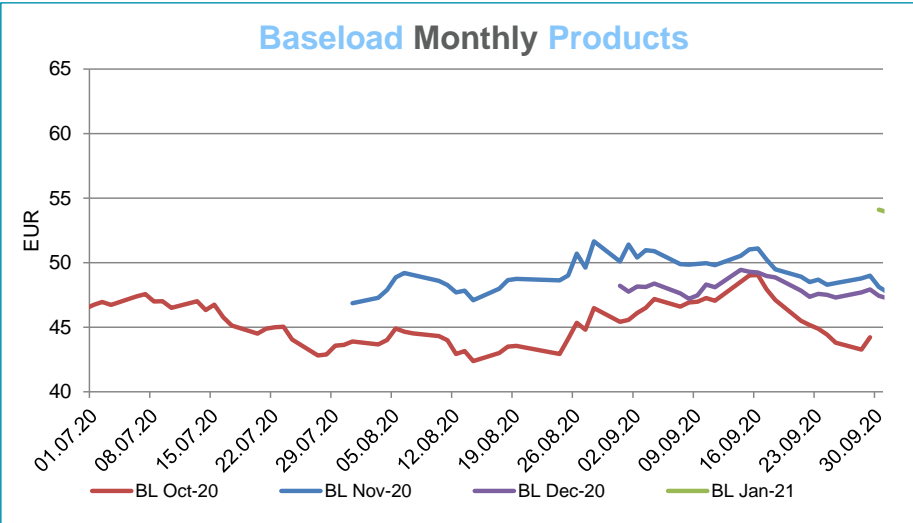
Instruments	BASE_avg	Low	High	PEAK_avg	Low	High
WK-37	42,86	42,36	43,41			
WK-38	44,09	41,56	46,03			
WK-39	45,95	43,00	49,00			
WK-40	45,06	40,65	48,50			
WK-41	45,00	40,11	48,97			
WK-42	46,58	44,21	48,97			
WK-43	44,86	44,12	45,22			
WK-44	45,17	44,28	45,77			
Oct-20	46,33	43,26	49,05	56,47	54,79	58,93
Nov-20	49,73	48,11	51,41	60,96	60,20	61,90
Dec-20	48,07	47,21	49,45	58,69	57,25	59,78
Q4-20	48,11	46,48	49,78	58,67	57,79	60,04
Q1-21	51,33	50,51	52,12	61,11	59,34	62,13
Q2-21	43,10	42,45	43,94	51,64	50,94	52,48
Q3-21	51,54	50,31	52,96	61,56	60,21	62,79
YR-21	49,87	49,12	50,98	59,53	58,80	60,63
YR-22	51,92	51,34	52,86	62,10	61,34	63,37
YR-23	52,68	51,96	53,90	62,92	62,25	64,11
<b>Final Settlement Price of Expired Products</b>						
Instruments	BASE			PEAK		
Wk36-20	44,16			-		
Wk37-20	42,63			-		
Wk38-20	48,37			-		
Wk39-20	45,69			-		
Sep-20	45,74			55,38		
Q4-20	46,55			58,40		

For information purposes only

HUDEX Market Operations

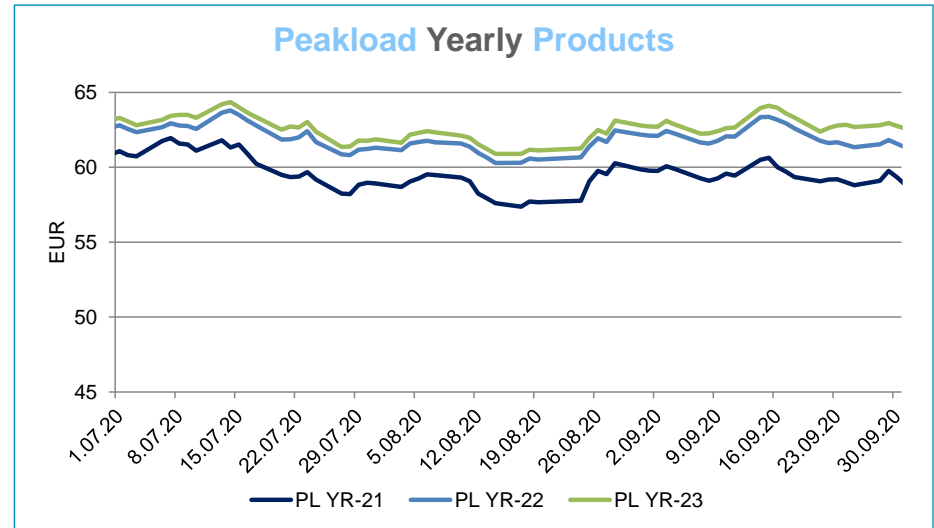
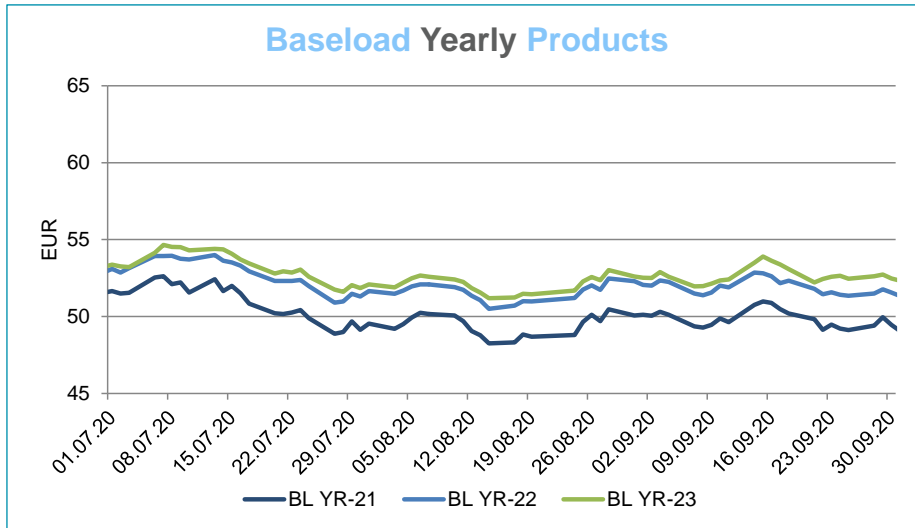
Trading Period: 09/2020

Settlement Prices

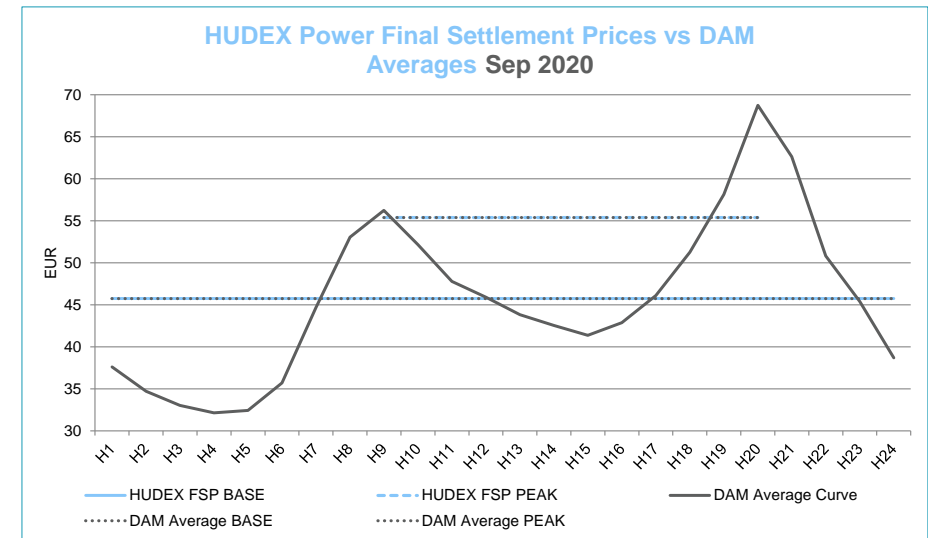
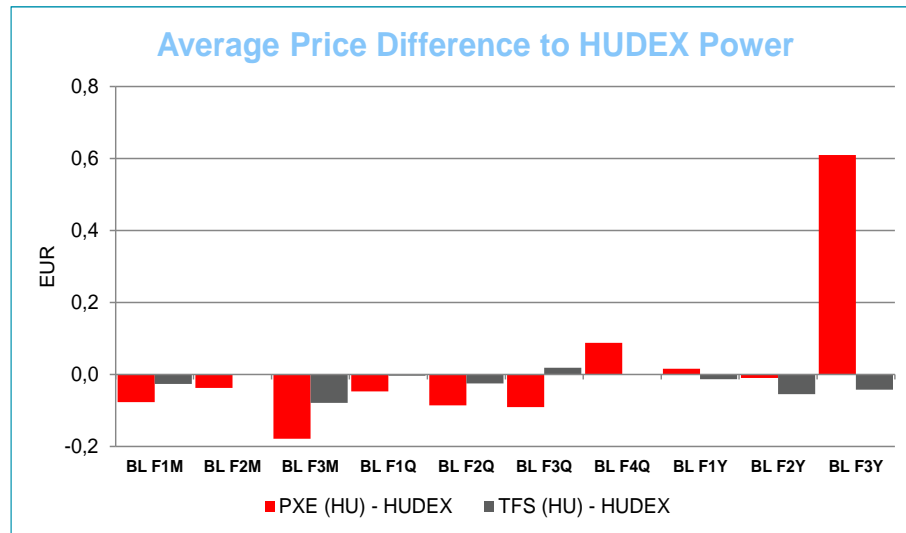


# HUDEX Power

Trading Month September 2020



## Average Price Difference and Final Settlement Prices

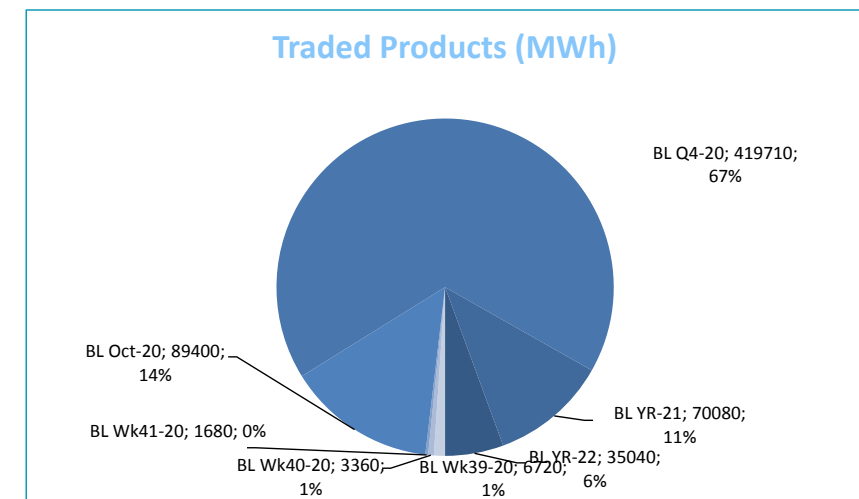
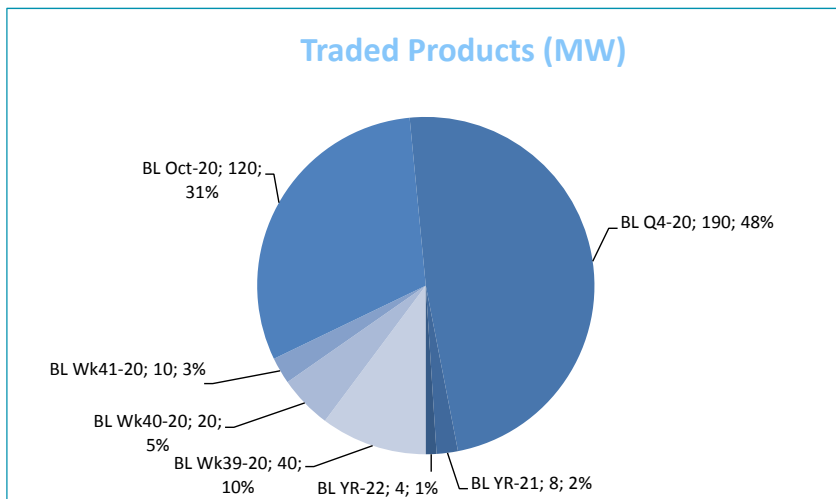
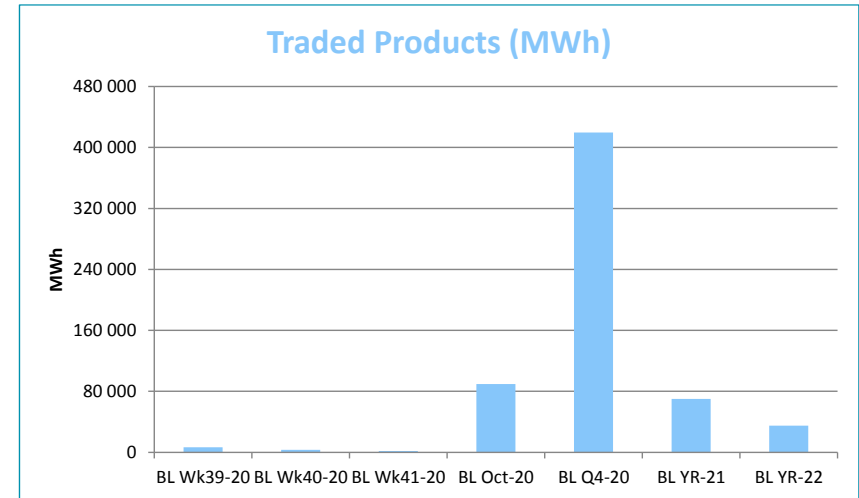
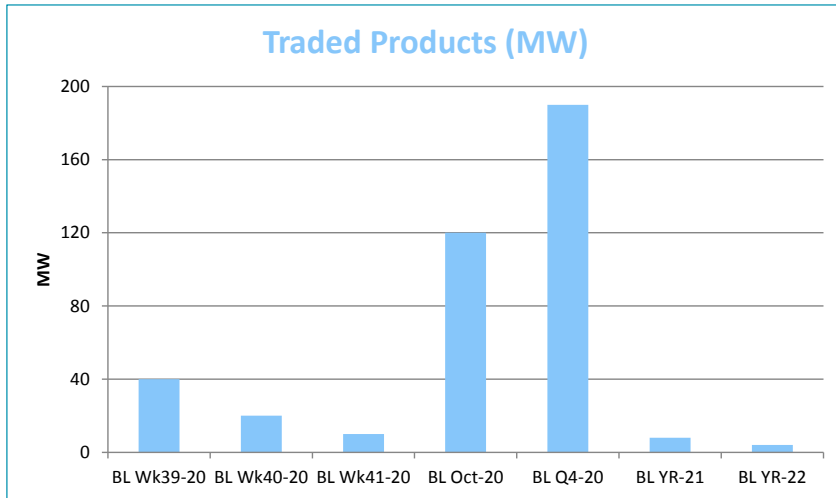


For information purposes only

HUDEX Market Operations

Trading Period: 09/2020

Traded Products in September



For information purposes only

HUDEX Market Operations

Trading Period: 09/2020

Monthly volumes

