

Monthly Report (May 2020)

In May the total and average daily traded volume was 140 160 MWh and 7 008 MWh respectively. The number of admitted members was 23 in the examined month.



Admitted Members

- | | | |
|---------------------------|--------------------------------------|-------------------------------------|
| →Alpiq Energy SE | →Freepoint Commodities Europe LLP | →MET Austria Energy Trade GmbH |
| →BC-Energiakereskedő Kft. | →GEN-I d.o.o. | →MOL Magyar Olaj- és Gázipari Nyrt. |
| →CEZ, a.s. | →HEP d.d. | →MVM Partner Zrt. |
| →Danske Commodities A/S | →Holding Slovenske Elektrarne d.o.o. | →OMV Marketing and Trading GmbH |
| →EDF Trading Limited | →LE Trading a.s. | →RWE Supply & Trading GmbH |
| →EDS International SK | →Magyar Áramszolgáltató Kft. | →Sinergy Energiakereskedő Kft. |
| →Enel Trade S.p.A. | →Mátrai Erőmű Zrt. | →Uniper Global Commodities SE |
| →EP Commodities a.s. | →MAVIR ZRt. | |

Partners

- Tradition Financial Services Ltd. (broker)
- 42 Financial Services, a.s. (broker)
- ARRACO Global Markets Ltd. (broker)
- Griffin Markets Limited (broker)

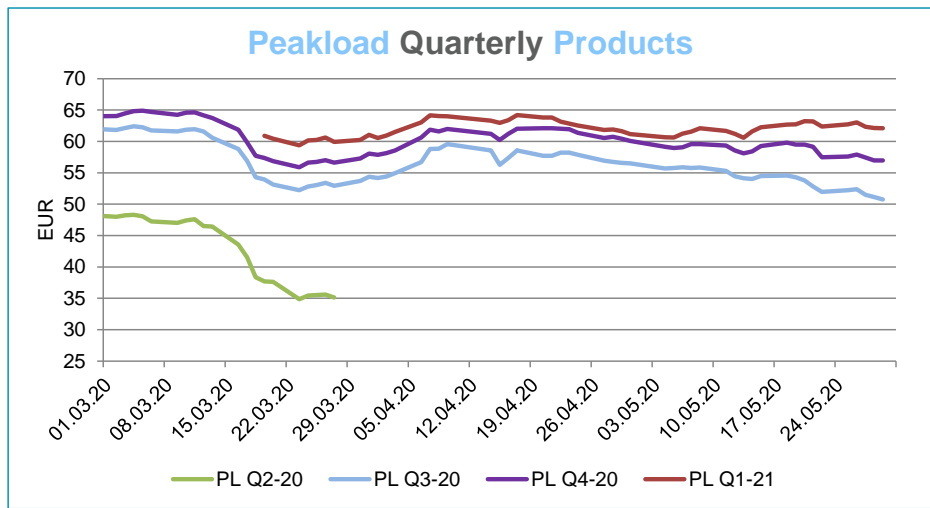
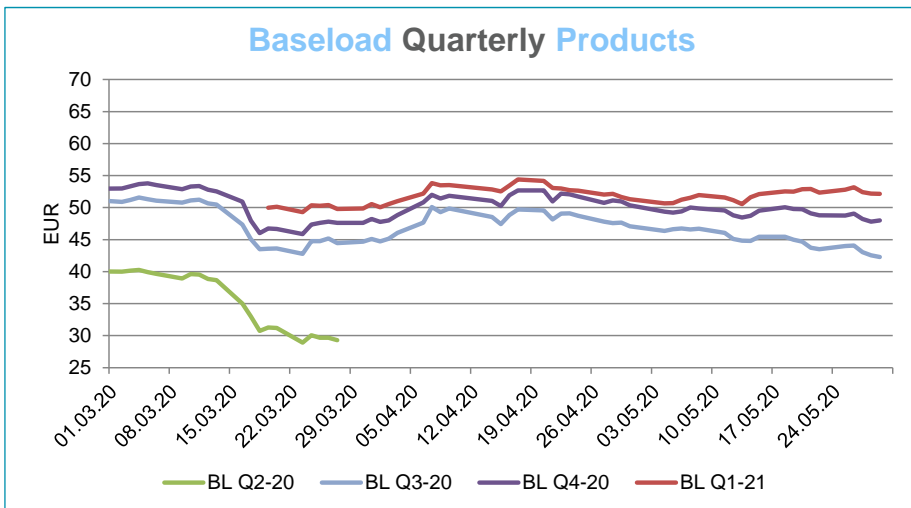
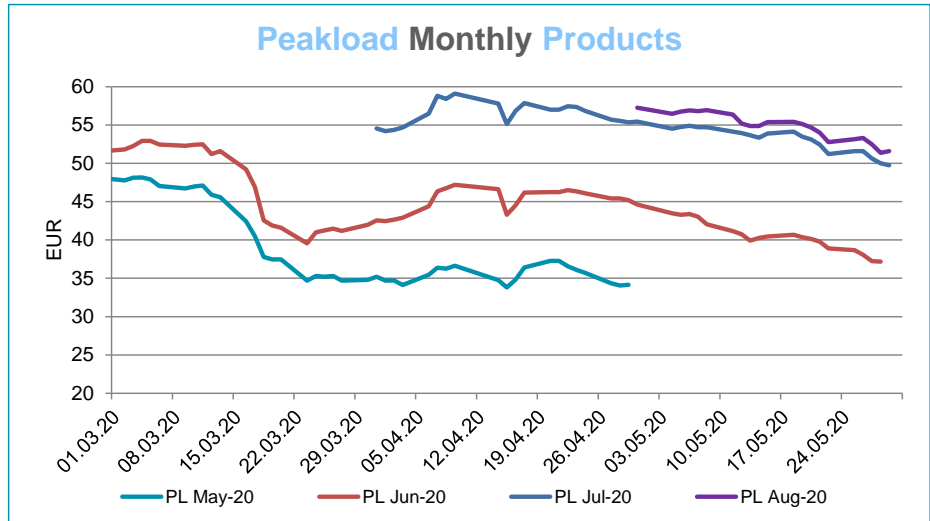
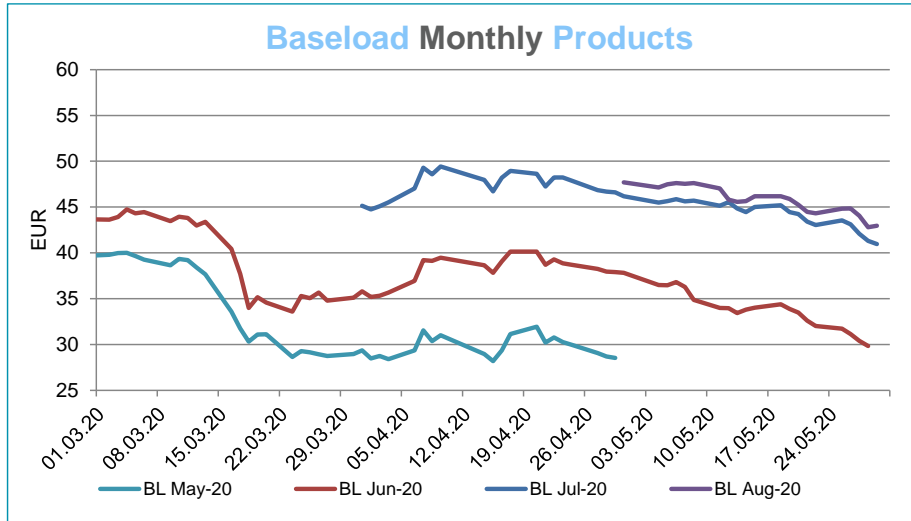
Instruments	BASE_avg	Low	High	PEAK_avg	Low	High
WK-20	25,89	25,29	26,22			
WK-21	27,41	26,15	29,98			
WK-22	30,18	28,00	32,99			
WK-23	29,72	24,88	33,85			
WK-24	26,13	25,00	63,23			
WK-25	29,75	27,12	32,92			
WK-26	33,75	31,50	34,86			
WK-27	28,12	28,12	28,12			
Jun-20	33,66	29,84	36,81	40,93	37,17	49,74
Jul-20	44,23	40,97	45,85	53,03	49,74	54,91
Aug-20	45,67	42,80	47,63	54,73	51,37	56,94
Q3-20	44,88	42,29	46,75	53,84	50,77	55,90
Q4-20	49,12	47,80	50,06	58,61	56,96	59,81
Q1-21	51,95	50,55	53,17	62,00	60,57	63,23
Q2-21	42,04	40,49	43,65	50,13	48,39	51,74
YR-21	49,17	48,24	50,22	58,70	57,83	59,76
YR-22	50,35	49,44	51,47	60,14	59,26	61,24
YR-23	50,52	49,65	51,71	60,37	59,55	61,58
Final Settlement Price of Expired Products						
Instruments	BASE			PEAK		
Wk18-20	22,99			-		
Wk19-20	26,48			-		
Wk20-20	22,86			-		
Wk21-20	24,35			-		
May-20	23,59			27,58		

For information purposes only

HUDEX Market Operations

Trading Period: 05/2020

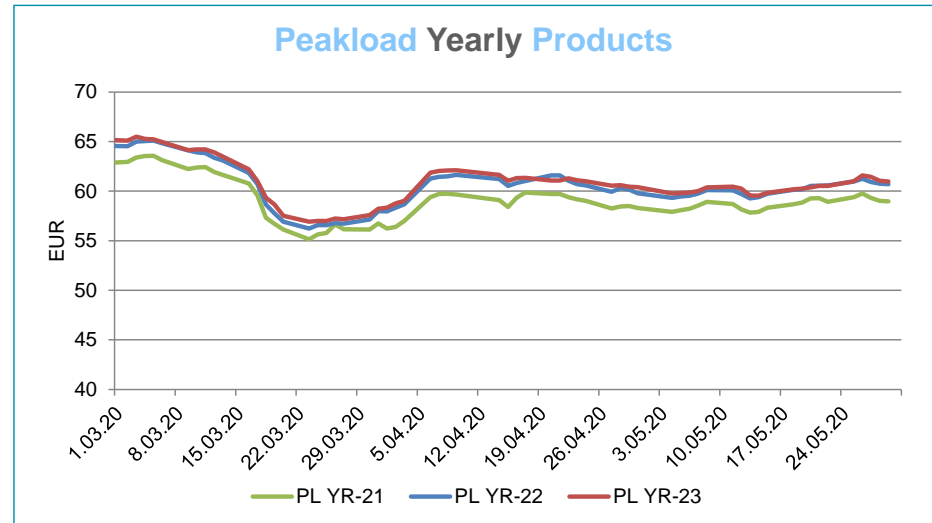
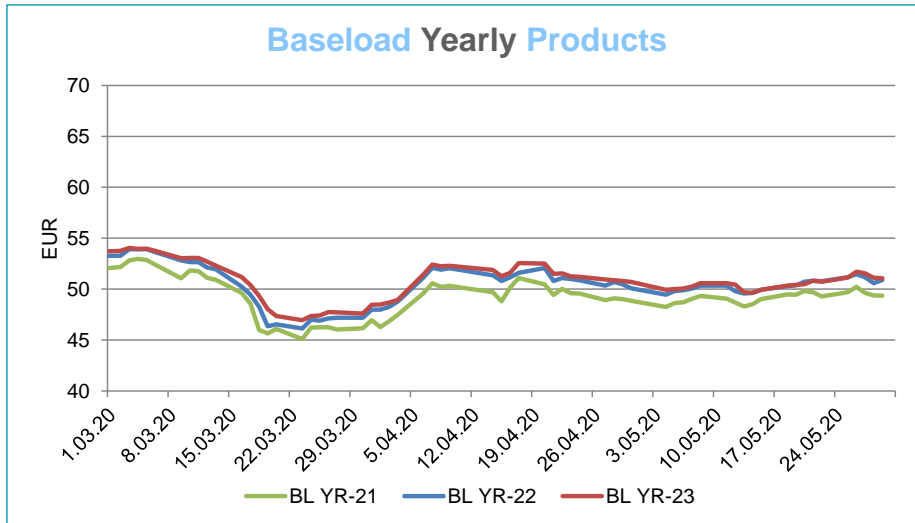
Settlement Prices



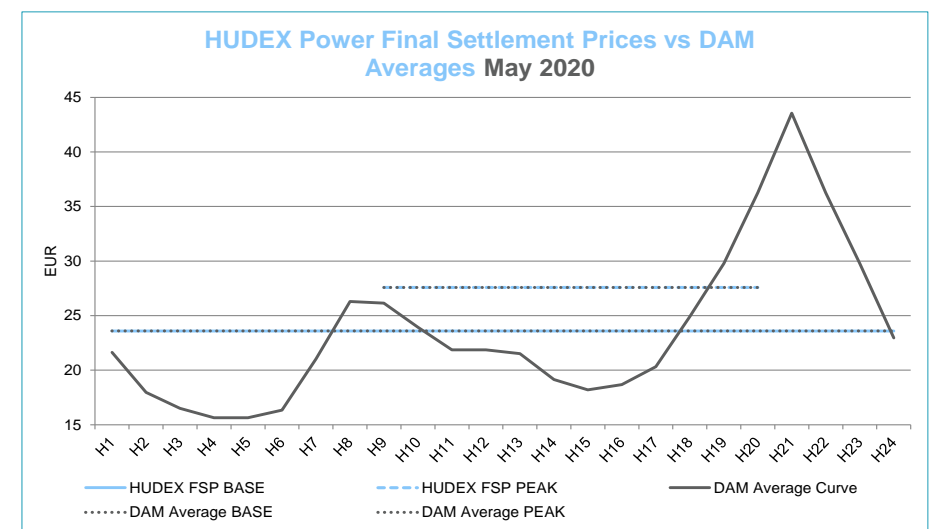
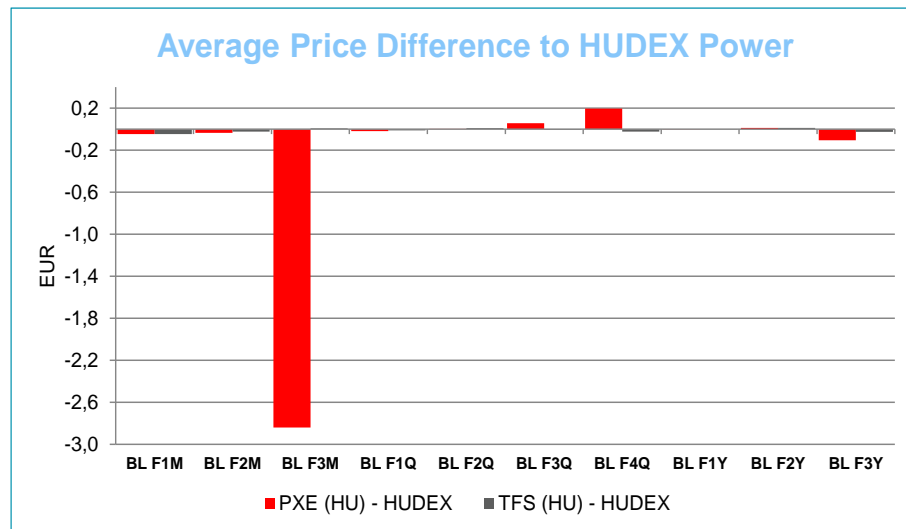
For information purposes only

HUDEX Market Operations

Trading Period: 05/2020



Average Price Difference and Final Settlement Prices

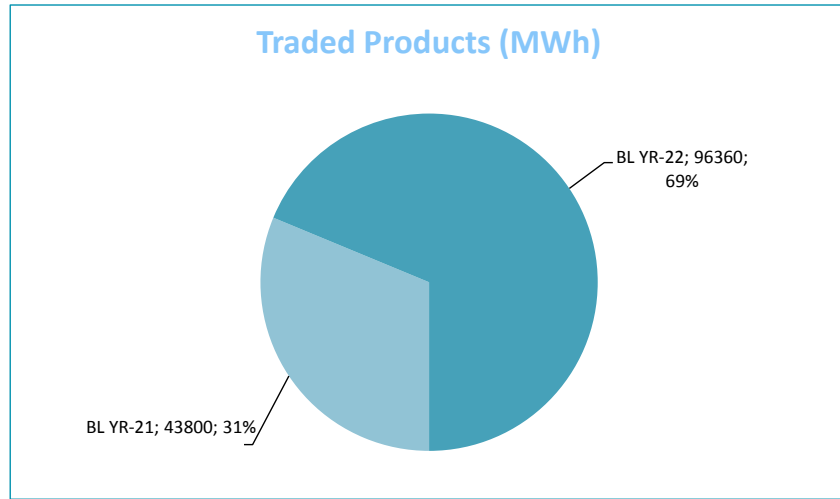
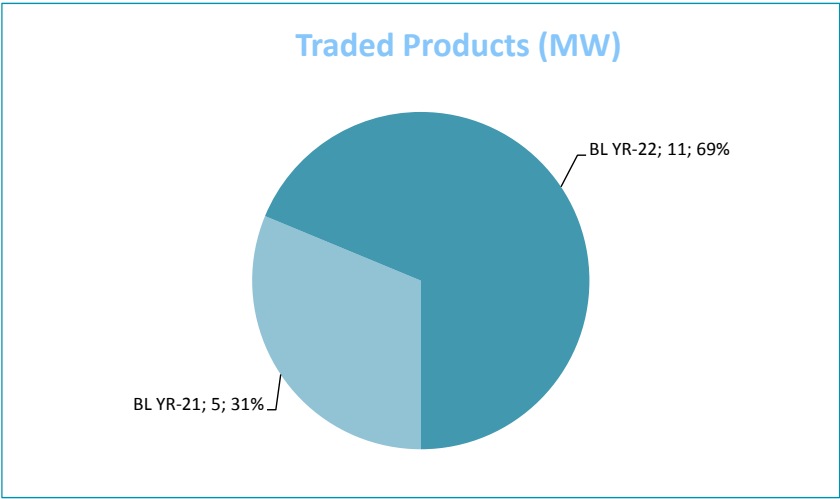
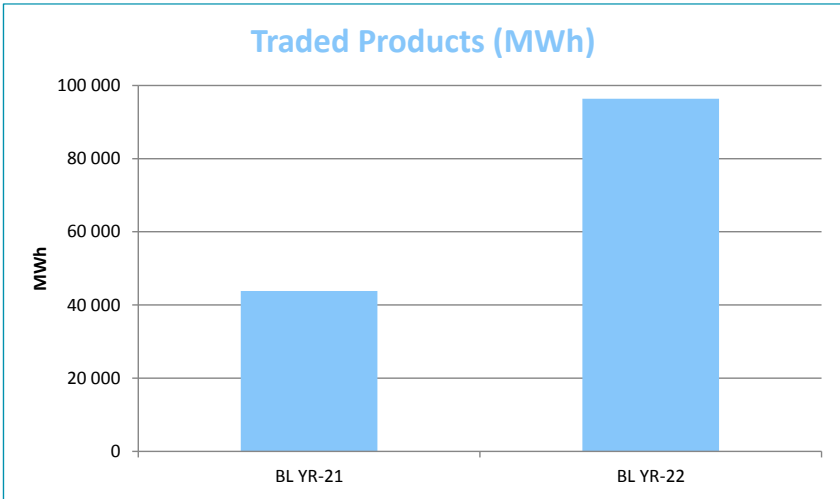
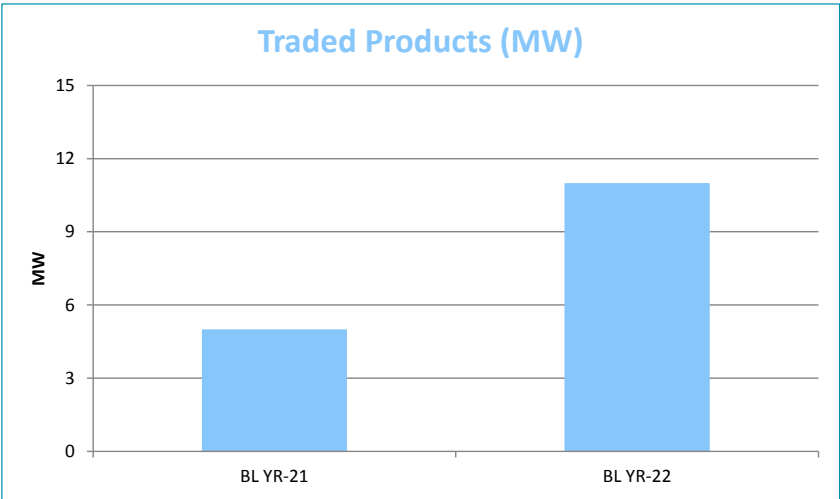


For information purposes only

HUDEX Market Operations

Trading Period: 05/2020

Traded Products in May



Monthly volumes

