

## Monthly Report (February 2019)

In February the total and average daily traded volume was 22 290 MWh and 1114,5 MWh respectively. The number of admitted members was 23 in the examined month.



### Admitted Members

- Alpiq Energy SE
- Axpo Trading AG
- BC-Energiakereskedő Kft.
- CEZ, a.s.
- CHP ERŐMŰ Kft.
- EDF Trading Limited
- EDS International SK

### Partners

- Tradition Financial Services Ltd. (broker)
- 42 Financial Services, a.s. (broker)
- ARRACO Global Markets Ltd. (broker)

- Enel Trade S.p.A.
- EP Commodities a.s.
- Freepoint Commodities Europe LLP
- GEN-I d.o.o.
- HEP d.d.
- Holding Slovenske Elektrarne d.o.o.
- LE Trading a.s.
- Magyar Áramszolgáltató Kft.

- Mátrai Erőmű Zrt.
- MAVIR Zrt.
- MET Austria Energy Trade GmbH
- MVM Partner Zrt.
- OMV Marketing and Trading GmbH
- RWE Supply &Trading GmbH
- Sinergy Energiakereskedő Kft.
- Watt & Volt SA

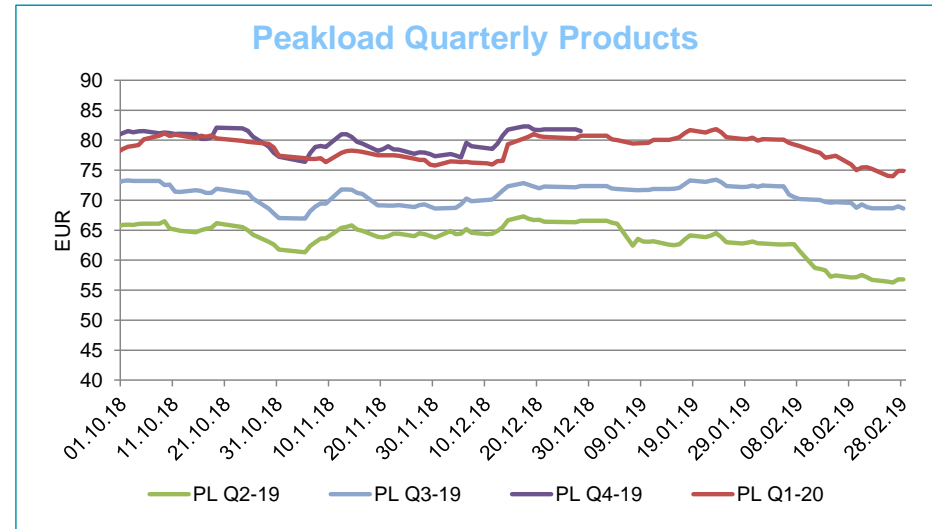
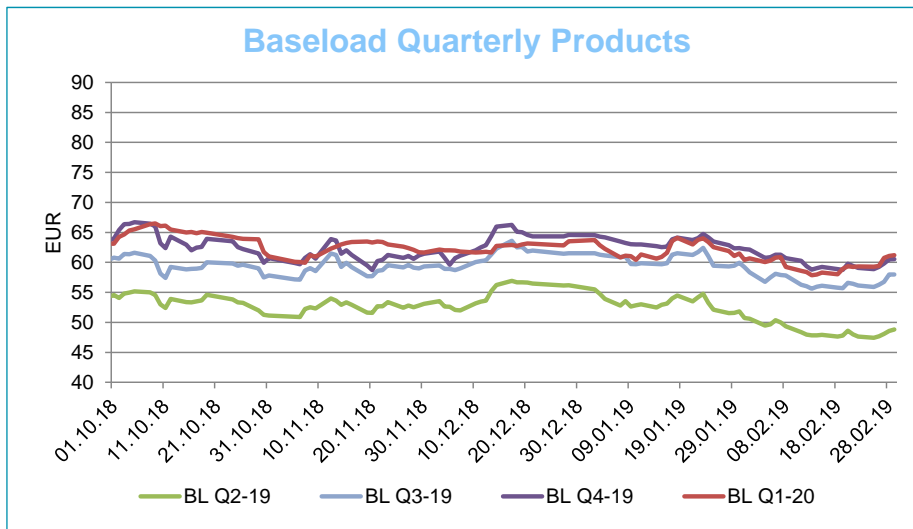
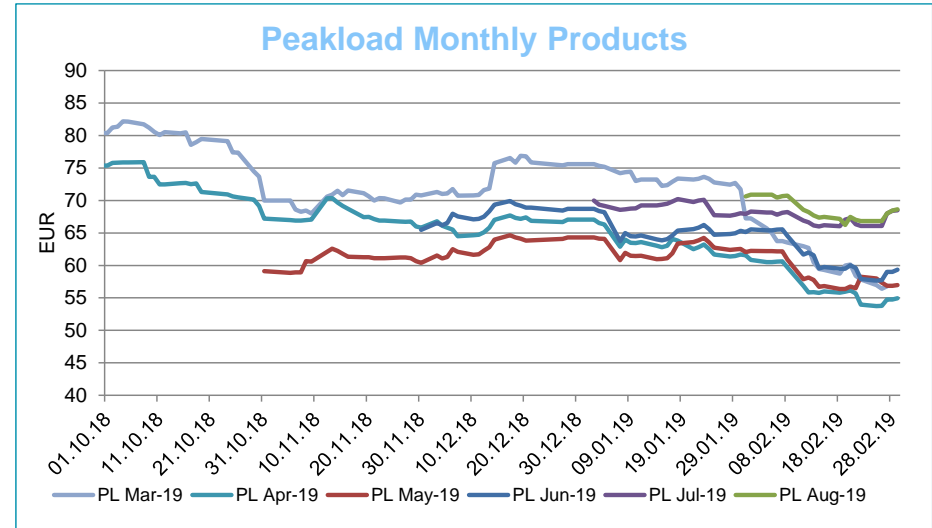
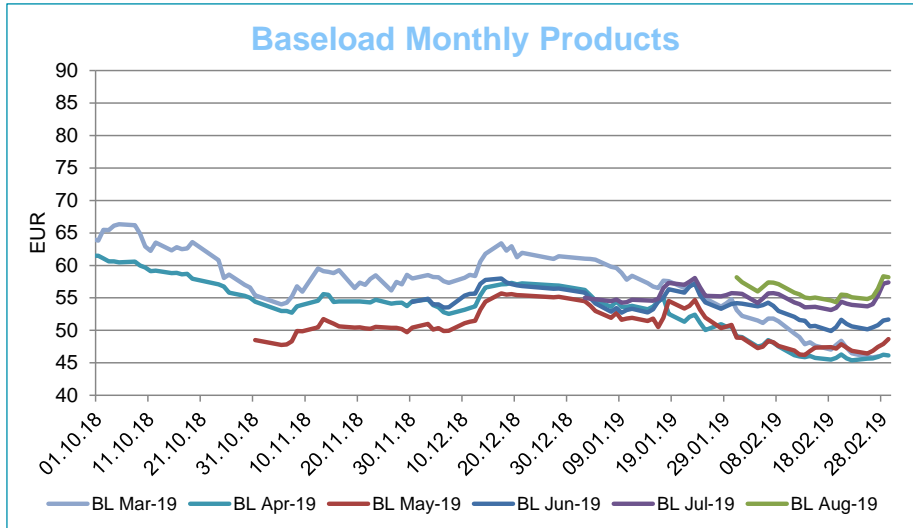
Instruments	BASE_avg	Low	High	PEAK_avg	Low	High
WK-07	55,31	54,33	57,89			
WK-08	55,13	52,00	60,03			
WK-09	55,11	48,61	64,89			
WK-10	51,62	44,48	60,89			
WK-11	48,81	45,83	53,00			
WK-12	47,66	46,63	49,09			
WK-13	46,85	46,47	47,10			
Mar-19	48,79	45,85	52,23	61,01	56,42	67,24
Apr-19	46,52	45,38	48,97	56,89	53,73	60,84
May-19	47,33	46,20	48,85	58,62	56,36	62,24
Jun-19	51,79	49,90	54,25	61,32	57,64	65,54
Jul-19	54,51	53,13	57,21	67,09	65,99	68,40
Aug-19	55,90	54,36	58,33	68,43	66,23	70,90
Q2-19	48,53	47,41	50,62	58,87	58,87	58,87
Q3-19	56,69	55,60	58,35	69,89	68,61	72,45
Q4-19	59,90	58,76	62,13	77,23	74,58	80,93
Q1-20	59,42	57,85	61,09	77,05	73,97	80,17
Q2-20	47,72	46,83	49,21	60,08	58,26	62,49
Q3-20	53,65	52,55	55,36	66,31	65,35	67,33
Q4-20	57,21	55,84	59,34	73,09	71,54	74,79
YR-20	54,50	53,49	56,20	69,14	67,29	71,05
YR-21	51,65	50,53	53,25	67,45	66,11	69,15
YR-22	55,35	54,96	56,04	69,94	69,58	70,44
YR-23	55,37	54,96	56,09	69,99	69,58	70,53
YR-24	55,39	54,96	56,13	69,99	69,58	70,53
YR-25	55,41	54,96	56,16	69,99	69,58	70,53
<b>Final Settlement Price of Expired Products</b>						
Instruments	BASE			PEAK		
Wk06-19	50,45			-		
Wk07-19	48,87			-		
Wk08-19	48,49			-		
Wk09-19	47,16			-		
Feb-19	49,56			58,70		

For information purposes only

HUDEX Market Operations

Trading Period: 02/2019

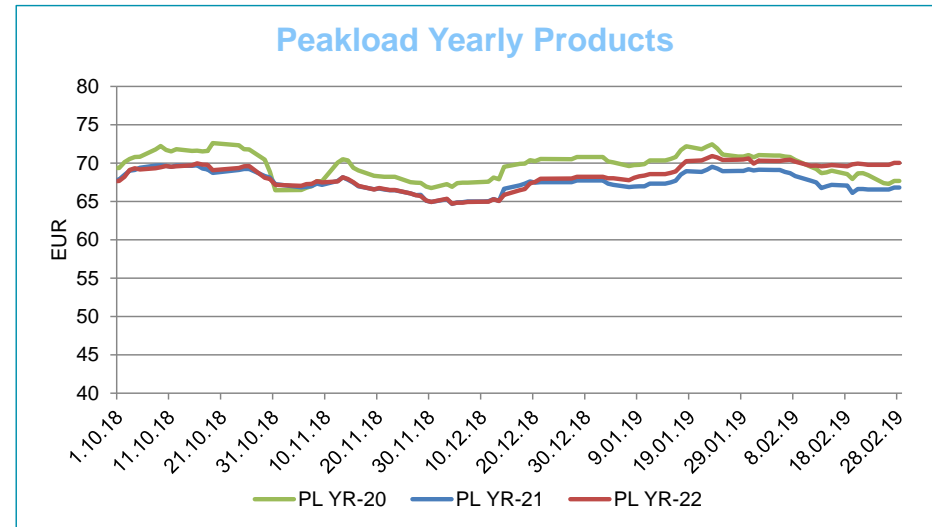
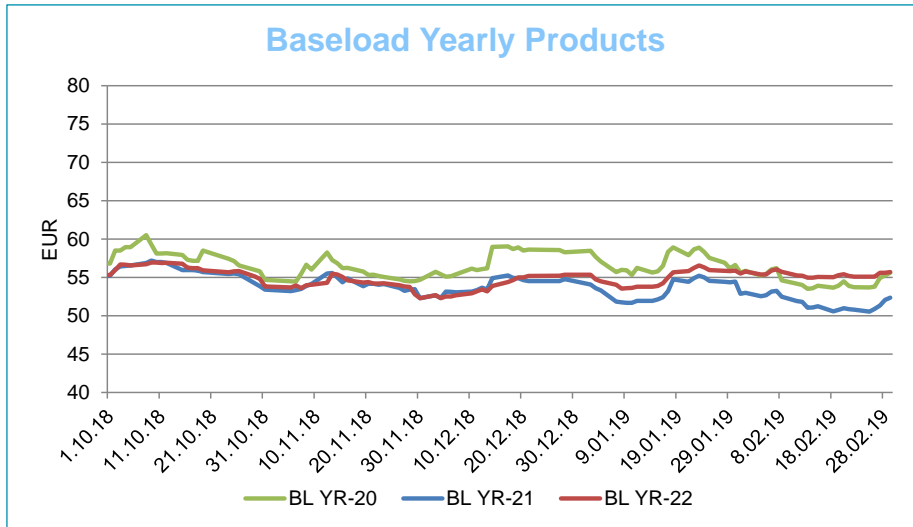
Settlement Prices



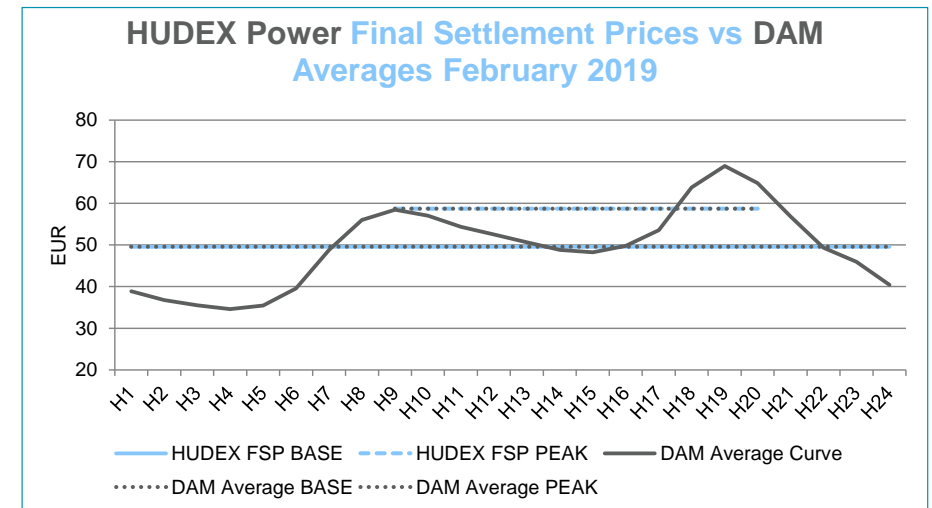
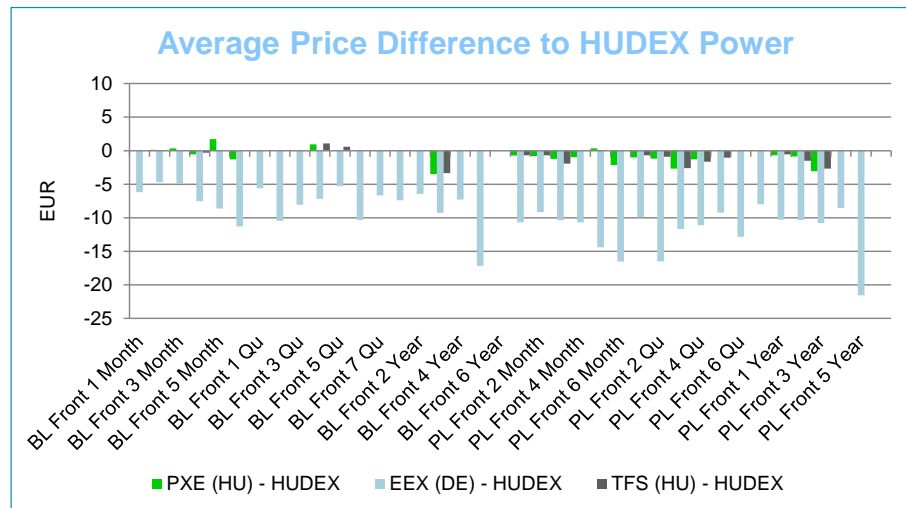
For information purposes only

HUDEX Market Operations

Trading Period: 02/2019



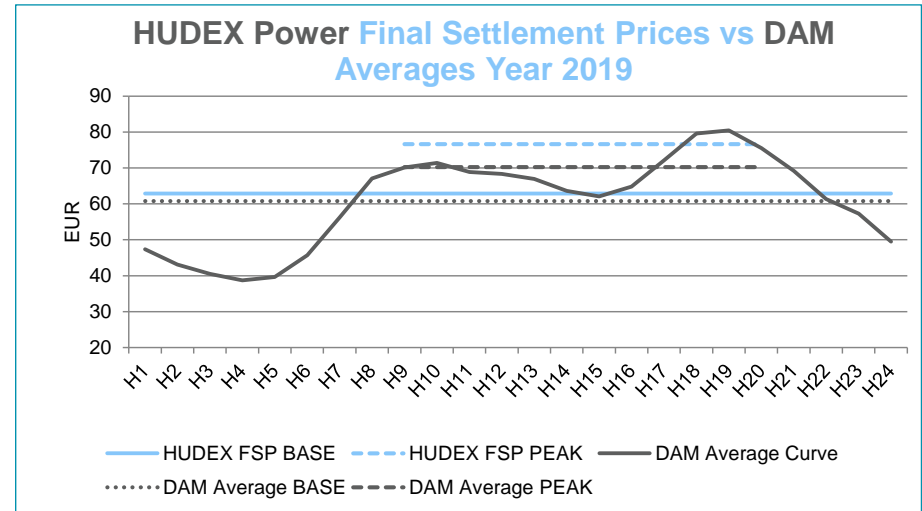
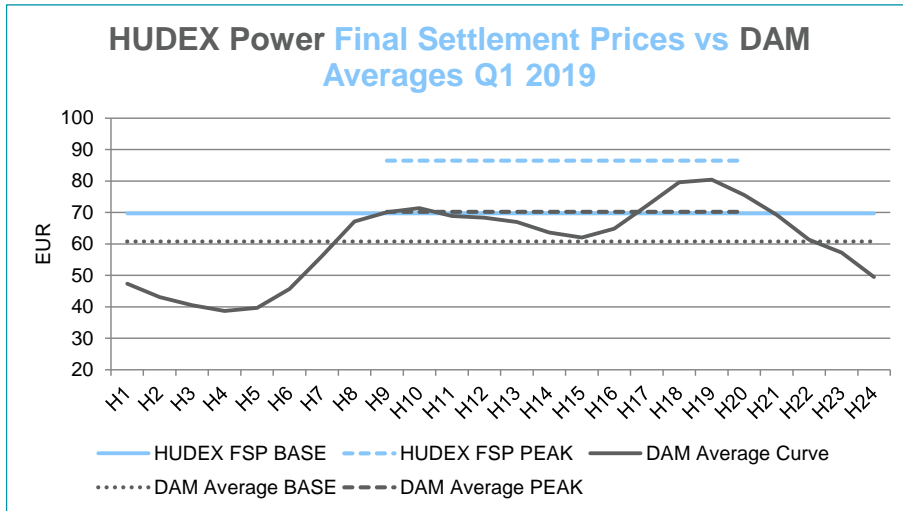
## Average Price Difference and Final Settlement Prices



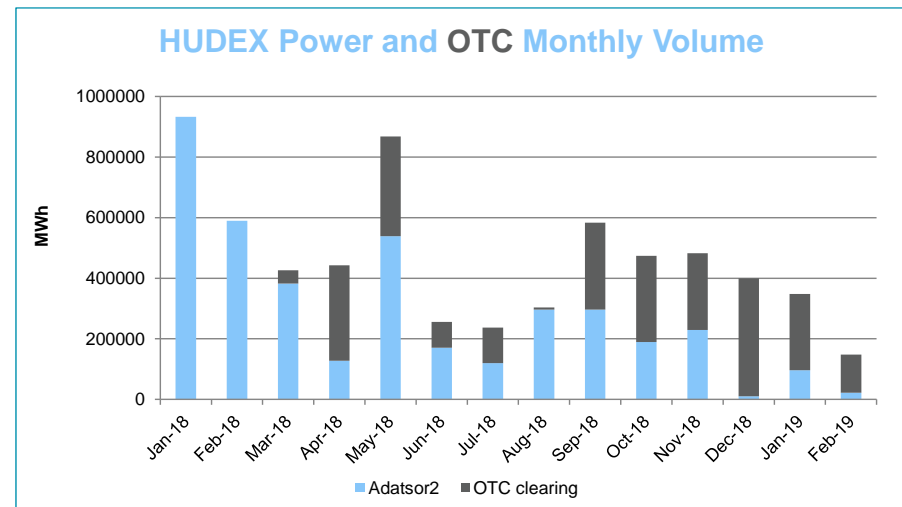
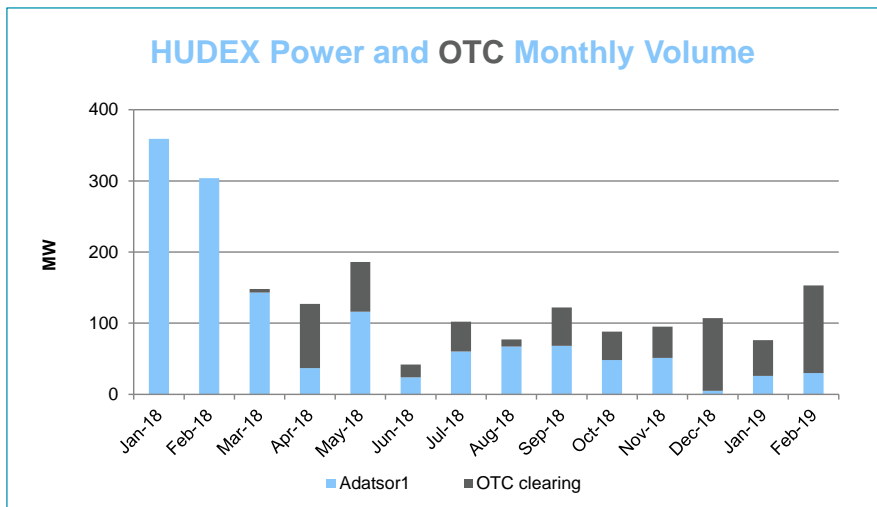
For information purposes only

HUDEX Market Operations

Trading Period: 02/2019



Monthly volumes



Traded Products in February

